

**Washington Association of Sheriffs and Police Chiefs**

# **2017 Crime in Washington Annual Report**



# **The *Crime In Washington* 2017 Annual Report**

is prepared by

Criminal Justice Information Support Staff:

Tonya Todd, UCR Program Specialist  
Brook Bassett, UCR Program Specialist

Joan L. Smith, CJIS Manager, State UCR Program Manager

**The Washington State Uniform Crime Reporting Program  
is a cooperative effort of:**

## **Washington Association of Sheriffs and Police Chiefs**

3060 Willamette Drive NE  
Lacey, WA 98516  
Phone: (360) 486-2380  
Fax: (360) 486-2381  
Website: [www.waspc.org](http://www.waspc.org)

Steven D. Strachan,  
Executive Director

## **Washington State Criminal Justice Training Commission**

19010 1<sup>st</sup> Avenue South  
Seattle, WA 98148  
Phone: (206) 835-7300  
Fax: (206) 835-7921  
Website: [www.cjtc.state.wa.us](http://www.cjtc.state.wa.us)

Sue Rahr,  
Executive Director

# TABLE OF CONTENTS

## Introduction

|  |      |
|--|------|
| Inside Cover.....  | i    |
| Table of Contents .....  | ii   |
| Acknowledgement .....  | iv   |
| Memoriam .....   | v    |
| Washington Law Enforcement Agencies by County .....                      | vi   |
| Washington Law Enforcement City, State Agency and Tribal to County ..... | viii |
| Introduction to Washington Crime Reporting .....                         | 1    |

## Statewide Crime profile

|                                       |    |
|---------------------------------------|----|
| 2017 Facts at a Glance.....           | 10 |
| Crime Clock .....                     | 12 |
| Group A Crime Totals .....            | 13 |
| Offense by Category .....             | 14 |
| Use of Drugs/Alcohol by Offense ..... | 15 |
| Violent Crime .....                   | 16 |

## Crimes Against Persons

|   |    |
|---|----|
| Statewide Crimes Against Persons .....            | 18 |
| Assault Offenses                                  |    |
| <i>Aggravated Assault</i> .....                   | 22 |
| <i>Intimidation</i> .....                         | 23 |
| <i>Simple Assault</i> .....                       | 24 |
| Forcible Sex Offenses .....                       | 25 |
| <i>Fondling</i> .....                             | 26 |
| <i>Rape</i> .....                                 | 27 |
| <i>Sodomy</i> .....                               | 28 |
| <i>Sexual Assault with an Object</i> .....        | 28 |
| Human Trafficking Offenses .....                  | 29 |
| Kidnapping/Abduction .....                        | 30 |
| Homicide Offenses                                 |    |
| <i>Justifiable Homicide</i> .....                 | 31 |
| <i>Manslaughter</i> .....                         | 31 |
| <i>Murder</i> .....                               | 32 |
| Non-Forcible Sex Offenses                         |    |
| <i>Incest</i> .....                               | 33 |
| <i>Statutory Rape</i> .....                       | 33 |
| Violation of No Contact or Protection Order ..... | 34 |

## Crimes Against Property

|   |    |
|---|----|
| Statewide Crimes Against Property ..... | 36 |
| Arson .....                             | 37 |
| Burglary/Breaking and Entering .....    | 38 |
| Counterfeiting/Forgery .....            | 39 |

|   |            |
|---|------------|
| Destruction/Damage/Vandalism of Property .....                | 40         |
| Embezzlement-Extortion-Bribery .....                          | 41         |
| Extortion .....   | 41         |
| Bribery .....   | 41         |
| Fraud Offenses .....  | 42         |
| Larceny-Theft Offenses .....                                  | 43         |
| Motor Vehicle Theft.....                                      | 44         |
| Robbery .....   | 45         |
| Stolen Property Offenses.....                                 | 46         |
| <br><b>Crimes Against Society</b>                             |            |
| Statewide Crimes Against Society .....                        | 48         |
| Animal Cruelty .....  | 49         |
| Drug Violations   |            |
| <i>Drug Equipment Violations</i> .....                        | 50         |
| <i>Drug/Narcotic Violations</i> .....                         | 51         |
| Gambling .....  | 50         |
| Pornography/Obscene Material – Prostitution Offenses.....     | 53         |
| Prostitution Offenses .....                                   | 53         |
| Weapons Law Violations .....                                  | 54         |
| <br><b>Arrests</b>  |            |
| Statewide Arrests.....  | 56         |
| Adult Arrests .....   | 60         |
| Juvenile Arrests .....  | 62         |
| <br><b>Domestic Violence .....</b>                            | <b>64</b>  |
| <br><b>Hate Crimes .....</b>                                  | <b>70</b>  |
| <br><b>Law Enforcement Officers Killed or Assaulted .....</b> | <b>76</b>  |
| <br><b>Individual Agencies reporting NIBRS .....</b>          | <b>79</b>  |
| <br><b>Full-Time Law Enforcement Employees .....</b>          | <b>537</b> |
| <br><b>Glossary.....</b>                                      | <b>559</b> |

## **Acknowledgements**

The ***Crime In Washington 2017*** annual report was compiled from data submitted to the Washington State Uniform Crime Reporting Program of the Washington Association of Sheriffs and Police Chiefs by Washington State law enforcement agencies.

This report would not be possible without the voluntary cooperation of Washington State's law enforcement agencies and the commitment to submit timely, complete, and accurate crime statistics.

**Washington Association of Sheriffs and Police Chiefs**



***In dedication  
to those in law enforcement  
who lost their lives  
in the line of duty.***



# Agencies by County

## **ADAMS**

Adams County SO  
Othello PD  
Ritzville PD

## **ASOTIN**

Asotin County SO  
Asotin PD  
Clarkston PD

## **BENTON**

Benton County SO  
Kennewick PD  
Prosser PD  
Richland PD  
West Richland PD

## **CHELAN**

Chelan County SO  
Wenatchee PD

## **CLALLAM**

Clallam County SO  
Forks PD  
La Push Tribal PD  
Lower Elwha Tribal PD  
Makah Tribal PD  
Port Angeles PD  
Sequim PD

## **CLARK**

Clark County SO  
Battle Ground PD  
Camas PD  
La Center PD  
Ridgefield PD  
Vancouver PD  
Washougal PD  
WSU PD-Vancouver

## **COLUMBIA**

Columbia County SO

## **COWLITZ**

Cowlitz County SO  
Castle Rock PD  
Kalama PD  
Kelso PD  
Longview PD  
Woodland PD

## **DOUGLAS**

Douglas County SO  
East Wenatchee PD

## **FERRY**

Ferry County SO  
Republic PD

## **FRANKLIN**

Franklin County SO  
Connell PD  
Pasco PD

## **GARFIELD**

Garfield County SO

## **GRANT**

Grant County SO  
Coulee City PD  
Ephrata PD  
Grand Coulee PD  
Mattawa PD  
Moses Lake PD  
Quincy PD  
Royal City PD  
Soap Lake PD

## **GRANT (continued)**

Warden PD

## **GRAYS HARBOR**

Grays Harbor County SO  
Aberdeen PD  
Chehalis Tribal PD  
Cosmopolis PD  
Elma PD  
Hoquiam PD  
McCleary PD  
Montesano PD  
Oakville PD  
Ocean Shores PD  
Quinalt Tribal PD  
Westport PD

## **ISLAND**

Island County SO  
Coupeville PD  
Langley PD  
Oak Harbor PD

## **JEFFERSON**

Jefferson County SO  
Port Townsend PD

## **KING**

King County SO  
Auburn PD  
Algona PD  
Bellevue PD  
Black Diamond PD  
Bothell PD  
Burien PD  
Carnation PD  
Clyde Hill PD  
Covington PD  
Des Moines PD  
Duvall PD  
Enumclaw PD  
Federal Way PD  
Issaquah PD  
Kenmore PD  
Kent PD  
Kirkland PD  
Lake Forest Park PD  
Maple Valley PD  
Medina PD  
Mercer Island PD  
Muckleshoot Tribal PD  
Newcastle PD  
Normandy Park PD  
North Bend PD  
Pacific PD  
Port of Seattle PD  
Redmond PD  
Renton PD  
Sammamish PD  
SeaTac PD  
Seattle PD  
Shoreline PD  
Snoqualmie PD  
Snoqualmie Tribal PD  
Tukwila PD  
University of WA PD  
Woodinville PD  
Yarrow Point PD

## **KITSAP**

Kitsap County SO  
Bainbridge Island PD  
Bremerton PD  
Port Gamble S'Klallam Tribal PD  
Port Orchard PD  
Poulsbo PD  
Suquamish Tribal PD

## **KITTITAS**

Kittitas County SO  
Central WA University PD  
Cle Elum - Roslyn PD  
Ellensburg PD  
Kittitas PD

## **Klickitat**

Klickitat County SO  
Bingen-White Salmon PD  
Goldendale PD

## **LEWIS**

Lewis County SO  
Centralia PD  
Chehalis PD  
Morton PD  
Mossyrock PD  
Napavine PD  
Pe Ell PD  
Toledo PD  
Vader PD  
Winlock PD

## **LINCOLN**

Lincoln County SO  
Odessa PD  
Reardan PD  
Wilbur PD

## **MASON**

Mason County SO  
Shelton PD  
Skokomish Tribal PD  
Squaxin Island Tribal PD

## **OKANOGAN**

Okanogan County SO  
Brewster PD  
Colville Tribal PD  
Coulee Dam PD  
Elmer City PD  
Omak PD  
Oroville PD  
Tonasket PD  
Twisp PD  
Winthrop PD

## **PACIFIC**

Pacific County SO  
Ilwaco PD  
Long Beach PD  
Raymond PD  
Shoalwater Bay Tribal PD  
South Bend PD

## **PEND OREILLE**

Pend Oreille County SO  
Kalispel Tribal PD

## **PIERCE**

Pierce County SO  
Bonney Lake PD  
Buckley PD  
DuPont PD  
Eatonville PD  
Edgewood PD  
Fife PD  
Fircrest PD  
Gig Harbor PD  
Lakewood PD  
Milton PD  
Orting PD  
Puyallup PD  
Puyallup Tribal PD  
Roy PD  
Ruston PD

## **PIERCE (continued)**

Steilacoom PD  
Sumner PD  
Tacoma PD  
University Place PD

## **SAN JUAN**

San Juan County SO

## **SKAGIT**

Skagit County SO  
Anacortes PD  
Burlington PD  
Mount Vernon PD  
Sedro-Woolley PD  
Swinomish Tribal PD  
Upper Skagit Tribal PD

## **SKAMANIA**

Skamania County SO

## **SNOHOMISH**

Snohomish County SO  
Arlington PD  
Brier PD  
Darrington PD  
Edmonds PD  
Everett PD  
Granite Falls PD  
Gold Bar PD  
Index PD  
Lake Stevens PD  
Lynnwood PD  
Marysville PD  
Mill Creek PD  
Monroe PD  
Mountlake Terrace PD  
Mukilteo PD  
Sauk-Suiattle Tribal PD  
Snohomish PD  
Stanwood PD  
Stillaguamish Tribal PD  
Sultan PD  
Tulalip Tribal PD  
Woodway PD

## **SPOKANE**

Spokane County SO  
Airway Heights PD  
Cheney PD  
Eastern WA University PD  
Liberty Lake PD  
Spokane PD  
Spokane Valley PD

## **STEVENS**

Stevens County SO  
Chewelah PD  
Colville PD  
Kettle Falls PD  
Spokane Tribal PD  
Springdale PD

## **THURSTON**

Thurston County SO  
Evergreen State College PD  
Lacey PD  
Nisqually Tribal PD  
Olympia PD  
Rainier PD  
Tenino PD  
Tumwater PD  
Yelm PD

## **WAHIAKUM**

Wahkiakum County SO

# Agencies by County

## **WALLA WALLA**

Walla Walla County SO  
College Place PD  
Walla Walla PD

## **WHATCOM**

Whatcom County SO  
Bellingham PD  
Blaine PD  
Everson-Nooksack PD  
Ferndale PD  
Lummi Tribal PD  
Lynden PD  
Nooksack Tribal PD  
Sumas PD  
Western WA University PD

## **WHITMAN**

Whitman County SO  
Colfax PD  
Colton PD  
Garfield PD  
Oakesdale PD  
Palouse PD  
Pullman PD  
Rosalia PD  
Uniontown PD  
WA State University PD

## **YAKIMA**

Yakima County SO  
Grandview PD  
Granger PD  
Mabton PD  
Moxee PD  
Selah PD  
Sunnyside PD  
Tieton PD  
Toppenish PD  
Union Gap PD  
Wapato PD  
Yakama Nation Tribal PD  
Yakima PD  
Zillah PD



# Alphabetical Listing of City, State Agency, and Tribal to County

| CITY                    | COUNTY       | CITY              | COUNTY       |
|-------------------------|--------------|-------------------|--------------|
| Aberdeen                | Grays Harbor | Garfield          | Whitman      |
| Airway Heights          | Spokane      | Gig Harbor        | Pierce       |
| Algona                  | King         | Gold Bar          | Snohomish    |
| Anacortes               | Skagit       | Goldendale        | Klickitat    |
| Arlington               | Snohomish    | Grand Coulee      | Grant        |
| Asotin                  | Asotin       | Grandview         | Yakima       |
| Auburn                  | King         | Granger           | Yakima       |
|                         |              | Granite Falls     | Snohomish    |
| Bainbridge Island       | Kitsap       |                   |              |
| Battle Ground           | Clark        | Hoquiam           | Grays Harbor |
| Bellevue                | King         |                   |              |
| Bellingham              | Whatcom      |                   |              |
| Bingen                  | Klickitat    | Index             | Snohomish    |
| Black Diamond           | King         | Ilwaco            | Pacific      |
| Blaine                  | Whatcom      | Issaquah          | King         |
| Bonney Lake             | Pierce       |                   |              |
| Bothell                 | King         | Kalama            | Cowlitz      |
| Bremerton               | Kitsap       | Kalispel Tribe    | Pend Oreille |
| Brewster                | Okanogan     | Kelso             | Cowlitz      |
| Brier                   | Snohomish    | Kenmore           | King         |
| Buckley                 | Pierce       | Kennewick         | Benton       |
| Burien                  | King         | Kent              | King         |
| Burlington              | Skagit       | Kettle Falls      | Stevens      |
|                         |              | Kirkland          | King         |
|                         |              | Kittitas          | Kittitas     |
| Camas                   | Clark        |                   |              |
| Carnation               | King         | La Center         | Clark        |
| Castle Rock             | Cowlitz      | La Push Tribe     | Clallam      |
| Central WA University   | Kittitas     | Lacey             | Thurston     |
| Centralia               | Lewis        | Lake Forest Park  | King         |
| Chehalis                | Lewis        | Lake Stevens      | Snohomish    |
| Chehalis Tribe          | Grays Harbor | Lakewood          | Pierce       |
| Cheney                  | Spokane      | Langley           | Island       |
| Chewelah                | Stevens      | Liberty Lake      | Spokane      |
| Clarkston               | Asotin       | Long Beach        | Pacific      |
| Cle Elum                | Kittitas     | Longview          | Cowlitz      |
| Clyde Hill              | King         | Lower Elwha Tribe | Clallam      |
| Colfax                  | Whitman      | Lummi Nation      | Whatcom      |
| College Place           | Walla Walla  | Lynden            | Whatcom      |
| Colton                  | Whitman      | Lynnwood          | Snohomish    |
| Colville                | Stevens      |                   |              |
| Colville Tribe          | Okanogan     | Mabton            | Yakima       |
| Connell                 | Franklin     | Makah Tribe       | Clallam      |
| Cosmopolis              | Grays Harbor | Maple Valley      | King         |
| Coulee Dam              | Okanogan     | Marysville        | Snohomish    |
| Coupeville              | Island       | Mattawa           | Grant        |
| Covington               | King         | McCleary          | Grays Harbor |
|                         |              | Medina            | King         |
| Darrington              | Snohomish    | Mercer Island     | King         |
| Des Moines              | King         | Mill Creek        | Snohomish    |
| DuPont                  | Pierce       | Milton            | Pierce       |
| Duvall                  | King         | Monroe            | Snohomish    |
|                         |              | Montesano         | Grays Harbor |
| East Wenatchee          | Douglas      | Morton            | Lewis        |
| Eastern WA University   | Spokane      | Moses Lake        | Grant        |
| Eatonville              | Pierce       | Mossyrock         | Lewis        |
| Edgewood                | Pierce       | Mount Vernon      | Skagit       |
| Edmonds                 | Snohomish    | Mountlake Terrace | Snohomish    |
| Ellensburg              | Kittitas     | Moxee             | Yakima       |
| Elma                    | Grays Harbor | Muckleshoot Tribe | King         |
| Elmer City              | Okanogan     | Mukilteo          | Snohomish    |
| Enumclaw                | King         |                   |              |
| Ephrata                 | Grant        | Napavine          | Lewis        |
| Everett                 | Snohomish    | Newcastle         | King         |
| Evergreen State College | Thurston     | Nisqually Tribe   | Thurston     |
| Everson                 | Whatcom      | Nooksack Tribe    | Whatcom      |
|                         |              | Normandy Park     | King         |
| Federal Way             | King         | North Bend        | King         |
| Ferndale                | Whatcom      |                   |              |
| Fife                    | Pierce       | Oak Harbor        | Island       |
| Fircrest                | Pierce       | Oakesdale         | Whitman      |
| Forks                   | Clallam      | Oakville          | Grays Harbor |



## **Introduction**

This is the thirty-eighth (38<sup>th</sup>) annual publication of the Washington Uniform Crime Reporting (UCR) Program report of criminal offenses, arrests, law enforcement officers killed or assaulted, and full-time law enforcement employees. Funding for the Washington State UCR Program is provided through contract with the Washington State Criminal Justice Training Commission (CJTC) and administration of the program is the responsibility of the Washington Association of Sheriffs and Police Chiefs (WASPC) Criminal Justice Information Support (CJIS) Department. The Washington State UCR Program is unique in that it is sponsored, administered, and supported by an organization of contributing agency administrators rather than a bureau or department of state government.

## **How to Use This Report**

The ***Crime in Washington 2017*** is our sixth crime statistics publication with the majority of data submitted from Washington law enforcement agencies using the National Incident-Based Reporting System (NIBRS). There are important factors the reader must consider when reading or using this report as well as crime statistic reports available from the FBI or other sources:

1. The data used to compile this report are based on a “snapshot” of our repository database as of March 23, 2018. In NIBRS, there are no “fixed” statistics because law enforcement agencies update their incidents as new information becomes available.
2. The data used in this report are based on the NIBRS method of submitting crime statistics. It is more comprehensive and detailed than the Summary Reporting System (SRS) in the past so the statistics in NIBRS and SRS should not be compared.
3. The data displayed in this report should not be compared to the FBI ***Crime in The United States 2017*** report which will be published later this year. Even though Washington State forwards the crime data submitted via NIBRS to the FBI in the NIBRS format, the FBI converts the data to the SRS format and the offenses are counted differently.
4. The data displayed per agency in this report should not be used to compare to other agencies or compile “rankings” of cities and counties. There are several variables which contribute to crime in a particular jurisdiction, including the demographics, economic, and cultural make-up of the population, the local industrial and economic base, its dependence upon neighboring jurisdictions, the transportation system, its economic dependence on non-residents (such as tourists, shoppers, or other day-time visitors), and its proximity to military installations, correctional facilities, universities/colleges, or state hospitals.

## Background

Although the collection of nationwide crime information dates back to the 1890s, no ongoing program was initiated until the International Association of Chiefs of Police (IACP) established a committee on uniform crime records in 1917. The committee's responsibility to provide management information to law enforcement agencies eventually was turned over to the Federal Bureau of Investigation (FBI) in 1930 when the FBI received a congressional mandate to collect and disseminate national crime information. The IACP has continued to serve the UCR Program in an advisory capacity and has been joined in this responsibility by the National Sheriffs Association.

The FBI UCR Program started with the Summary Reporting System (SRS) method of submitting crime statistic data; the SRS method has remained virtually unchanged, other than adding the Arson offense in 1979 and Human Trafficking Offenses in 2013. The National Incident-Based Reporting System (NIBRS) was a result of a 1970s law enforcement study to improve crime statistics with the guidelines and specifications developed and based on recommendations and collaboration during the 1980s. A pilot was conducted during 1987 in South Carolina and at a national UCR conference in early 1988; the consensus of attendees was that the FBI should continue its efforts to implement NIBRS nationally. In February 2016, the FBI Director announced that the FBI UCR Program will transition to a NIBRS-only data collection by January 1, 2021; the FBI anticipates evaluating the probability of achieving that goal on an annual basis.

The Washington State UCR Program was activated in October 1979 and collection of the monthly SRS data from contributing agencies began in January 1980. In December 2006, Washington State was certified by the FBI to officially collect and submit NIBRS data. In January 2008, based on a 2007 advisory committee recommendation, the WASPC Executive Board made the decision to set the goal date for Washington State law enforcement agencies to convert from the SRS method to NIBRS by January 1, 2012. Due to a number of agencies involved in records management system (RMS) upgrades and replacements during 2011, the Executive Board agreed to grant extensions to agencies that could not meet January 2012 deadline.

Today, the Washington State UCR Program offers on-line data entry or batch file upload and provides various reports necessary for statistical purposes in the criminal justice system. Data for ***Crime in Washington 2017*** were compiled from monthly NIBRS submissions by individual law enforcement agencies throughout the State of Washington. The majority of Washington State agencies submit via the NIBRS method and our goal is 100% NIBRS participation in the near

future.

As mentioned, the data included in this report are comprised of NIBRS data; the “Individual Agency NIBRS” pages display a comparison between 2016 and 2017 for only the agencies that submitted NIBRS for both years. Due to the disparate reporting methods, data cannot be compared between NIBRS and SRS submitting agencies.

### **Crime Index**

In the past, the Crime Index was used as a basic measure for comparing the extent of crime among cities, counties, and states of similar size. The index was simply the total number of certain offenses that occurred in a given area in a given calendar period. The offenses used in the Crime Index were the SRS offenses of Murder, Rape, Robbery, Aggravated Assault, Burglary, Larceny-Theft, Motor Vehicle Theft, and Arson.

In June 2004, the FBI Criminal Justice Information Services Division Advisory Policy Board approved discontinuing the use of the Crime Index in the FBI UCR Program and its publications. Because Washington State is no longer converting NIBRS data into SRS data for the purposes of statewide statistical comparison, we discontinued using the “term” Crime Index as a measure to depict incidence of crime beginning with the 2012 annual report.

### **Crime Rate**

A crime rate is based on a specific crime category, such as Crime Against Persons, Crime Against Property, or Crime Against Society, or specific crime grouping, such as violent crimes. The category or grouping is adjusted for variances in population by indicating the number of offenses for each 1,000 persons (other base population increments may be used such as the number of offenses per 100,000).

To calculate the crime rate, first divide the population of the area by 1,000, then divide the crime category or grouping by that answer. For example, if a city has a population of 273,000 and a crime category of 21,257, the calculations would be:

1.  $273,000 \text{ divided by } 1,000 = 273.0$
2.  $21,257 \text{ divided by } 273.0 = 77.86$

Thus, although a city's crime category is 21,257, its crime rate (the number of crimes for each 1,000 people) is 77.86.

### **Classification of Offenses**

All offenses are classified on the basis of law enforcement investigation in accordance with national UCR offense definitions and are not necessarily identical to the Revised Code of Washington (RCW) definitions. Because UCR identifies and tallies *law enforcement* contact, offense classifications are not based on filings of the prosecutor, court, medical examiner, jury, or other judicial or subsequent findings.

NIBRS divides offenses into two (2) categories of offenses designated as Group A - Incident and Group B - Arrest. The Group A offenses collected in the NIBRS program are: Animal Cruelty, Arson, Assault Offenses, Bribery, Burglary, Counterfeiting/Forgery, Destruction/Damage/Vandalism of Property, Drug/Narcotic Offenses, Embezzlement, Extortion/Blackmail, Fraud Offenses, Gambling Offenses, Homicide Offenses, Human Trafficking Offenses, Kidnapping/Abduction, Larceny/Theft Offenses, Motor Vehicle Theft, Pornography/Obscene Material Offenses, Prostitution Offenses, Robbery, Sex Offenses, Non-Forcible Sex Offenses, Stolen Property Offenses, and Weapon Law Violations; in Washington State, an additional Group A offense is collected: Violation of No Contact/Protection/Anti-Harassment Order. Group A offenses include statistical data on the incident, all offenses committed, property involved, weapons involved, victim and offender demographics, arrest information, and clearance status.

Group B offenses, for which only arrest data are collected, include: Bad Checks; Curfew/Loitering/Vagrancy Violations; Disorderly Conduct; Driving Under the Influence; Drunkenness; Non-Violent Family Offenses; Liquor Law Violations; Peeping Tom; Trespass of Real Property; and All Other Non-Traffic Offenses.

### **Counting Offenses**

All crimes committed within the same incident by the same person or group of persons, without a significant time or space interval separating them, are reported in NIBRS - a hierarchy rule does not exist in NIBRS as it does in SRS. For example, if a Rape case involves crimes of Motor Vehicle Theft and Kidnapping, all crimes are reported. However, if a crime is an inherent part of another crime, only one crime may be appropriately reported. For example, Larceny is inherent in the crime of Burglary and would not be reported as a separate crime in the incident; however, if the suspect, upon leaving the residence, takes items outside the structure, Larceny

would be reported as a second crime. As another example, Assault is an element in Robbery and would not be reported as a crime separately from the Robbery; however, if the suspect forces the victim to engage in a sexual act, both a Robbery and a Sex Offense would be reported because a forced sexual act is not an element of Robbery.

### **Arrests**

In NIBRS, the law enforcement agencies collect detailed data elements related to incidents and arrests. The Group A - Incident Reports are comprised of segments (Administrative, Offense, Property, Victim, Offender, and Arrestee) and within the segments are multiple data elements identifying the incident, such as originating agency identifier (ORI), incident number, date, location, offense, demographics, and other relevant segment categories. Therefore, unlike SRS, the NIBRS arrests and clearances can be submitted as updates to the Group A - Incidents reported.

### **Clearances**

In NIBRS, clearances are on the incident-level rather than the offense-level. If one offense within an incident is cleared, all offenses in that incident are cleared. Likewise, the arrest of one offender in an incident will clear it even if other offenders have not been arrested yet. Clearances by arrest are automatically created when an Arrest Segment is submitted with a Group A - Incident. An incident cannot be cleared exceptionally if there has been an arrest.

Clearances by Exceptional Means allow an agency to clear an incident without an arrest. The four elements that must exist for an exceptional clearance include:

- 1) the identity of at least one offender must be known;
- 2) sufficient probable cause must have been developed to support the arrest and prosecution of the offender;
- 3) the offender's exact location must be known, and;
- 4) there must be a reason, outside of law enforcement's control, which prevents the arrest (for example, the death of the offender or the offender is in the custody of another jurisdiction).

When reviewing the number of clearances, it is important to remember that a clearance can be by "arrest" or by "exceptional means" and could possibly be for an offense in a prior year. The number does not reflect the number of persons arrested in an offense. Also, in UCR terminology, a clearance does not include a case for which the law enforcement agency could not proceed with

an investigation due to an uncooperative or unavailable witness or victim.

### **Objectives of the Washington State UCR Program**

The primary objective of the ***Crime in Washington 2017*** is to implement and administer a uniform system of collecting crime and arrest statistical data from contributing law enforcement agencies in the State of Washington and present the information in complete, accurate, and timely method for the contributors and users of the data. Whether it's a citizen interested in the probability of crime in a neighborhood, a forecaster tracking trends for budget recommendations, or a criminal justice practitioner scheduling personnel deployment in the interest of public safety, data-driven evidence is the foundation for each decision-maker.

Individuals using the tabulations in the ***Crime in Washington 2017*** are cautioned against drawing conclusions by making direct comparisons between cities and/or counties due to the existence of numerous factors which affect the amount and type of crime from place to place. It's important to remember crime is a social problem and, therefore, a concern of the entire community. The efforts of law enforcement are limited to factors within its control.

When compiled and evaluated, the data available in the ***Crime in Washington 2017*** can be utilized to:

1. Identify the number of crimes reported by contributing agencies.
2. Identify the geographical distribution of reported offenses.
3. Determine whether or not reported crimes have increased or decreased.
4. Determine the number of clearances and the clearance rate for reported offenses.
5. Determine the reported number of arrests by offense, age, sex, and race.
6. Determine the number of law enforcement officers assaulted and killed.
7. Determine the number of commissioned (sworn) and civilian law enforcement employees by gender.
8. Determine the rate per population group of commissioned (sworn) and civilian law enforcement employees.

Although, generally, crime reporting is voluntary, there are Washington State statutes requiring submission to the WASPC CJIS Department, such as domestic violence crime reporting pursuant to RCW 10.99.030 and malicious harassment (hate bias) crime reporting pursuant to RCW 36.28A.030. In addition, there are state funding opportunities and programs tied to crime

statistic reporting. For example, RCW 82.14.310 for counties and RCW 82.14.320 for municipalities define the criminal justice assistance accounts and the use of crime statistics for calculation in funding.

Timely UCR submission to the WASPC CJIS Department is a requirement for the agency accreditation program in Washington State - Chapter 5, Standard 5.12. Some grant opportunities from federal agencies depend on crime statistics as well. For example, the federal legislation authorizing the Edward Byrne Memorial Justice Assistance Grant (JAG) Program awards is 42 United States Code (U.S.C.) § 3751(a). To be eligible, the JAG statute requires local governments report UCR data on violent crimes for at least three (3) of the last ten (10) years. (Reference: [www.bja.gov/Funding/JAGFAQ.pdf](http://www.bja.gov/Funding/JAGFAQ.pdf))

### **Domestic Violence**

Domestic violence offense crime statistics are collected as mandated by the Washington State statute (RCW 10.99.030). These are not separate offenses from those collected in the State UCR Program but because of the nature of the relationship between the victim(s) and offender(s) involved, an offense may include a domestic violence indicator. For agencies submitting NIBRS data, the domestic violence data element is collected on the following offenses: Aggravated Assault, Arson, Burglary, Fondling, Human Trafficking, Incest, Intimidation, Kidnapping/Abduction, Larceny/Theft, Motor Vehicle Theft, Murder/Non-Negligent Manslaughter, Negligent Manslaughter, Rape, Robbery, Sexual Assault with an Object, Simple Assault, Sodomy, Statutory Rape, and Violation of No Contact/Protection Order. For agencies submitting via SRS, the domestic violence offenses collected are limited to: Homicide, Rape, Robbery, Assault, Burglary, Larceny, Motor Vehicle Theft, Arson, and Violation of Protection/No-Contact Orders. The domestic violence indicator is not forwarded to the FBI.

### **Malicious Harassment (Hate Crime)**

Washington State statute (RCW 36.28A.030) mandates the collection of information related to violations of Malicious Harassment or other crimes of bigotry or bias apparently directed against victims perceived to be of a particular race, religion, ancestry, ethnicity, national origin, gender, sexual orientation, or mental, physical, or sensory disability. Like domestic violence offenses, “hate crimes” are not distinct, separate offenses but are traditional offenses motivated in whole, or in part, by the offender's bias.

The data element must be used to indicate whether or not any Group A - Incident offense was motivated by bias and, if so, what kind. For SRS submission, the “hate crime” qualifier is included on offenses limited to Murder, Rape, Robbery, Aggravated Assault, Burglary, Larceny-Theft, Motor Vehicle Theft, Arson, Simple Assault, Intimidation, and Destruction/Damage/Vandalism. Data collected in the Hate Crime Program are forwarded to the FBI.

# Statewide Crime Profile

---

The following section provides statewide offense counts for Crimes Against Persons, Crimes Against Property, and Crimes Against Society. These numbers are derived from monthly Summary Reporting and National Incident-Based Reporting System (NIBRS) submissions by Washington State law enforcement agencies.

### Facts at a Glance

- The total population for the State of Washington is **7,317,175**; the NIBRS agencies' population sub-total is **6,780,485**.
- In 2017, there were **175** agencies that reported two consecutive years of NIBRS data. Of these agencies, there were **411,427** Group A offenses reported in 2017 compared to **430,365** Group A offenses reported in 2016. This resulted in a decrease of **4.4%** in Group A offenses reported.
  - In 2017, Crimes Against Persons showed an *increase* of **0.4%** with **84,145** offenses reported; compared to 2016 offenses reported of **83,771**.
  - In 2017, Crimes Against Property showed an *decrease* of **6.7%** with **295,274** offenses reported; compared to **316,361** offenses reported in 2016.
  - In 2017, Crimes Against Society showed an *increase* of **5.9%** with **32,011** offenses reported; compared to **30,230** offenses reported in 2016.
- Group A offenses were cleared by arrest or exceptional means **25.6%** of the time.
- The crime rate (per 1,000 in population) for Group A offenses was **69.1**.
- The total arrest rate per 1,000 in population was **25.6**.
- Juveniles comprised of **6.9%** of the total arrests.
- Domestic Violence offenses made up **50.4%** of all Crimes Against Persons.
- A total of **25,400** persons were arrested for DUI, including **163** juveniles.
- A total of **531** hate crime incidents were reported.
- There were a total of **1,643** assaults on law enforcement officers and **no** officers killed in the line of duty\*.
- Full-time law enforcement employees totaled **15,873**; of these **11,078** were commissioned officers\*.

\* Includes both NIBRS and Summary agencies

### Facts at a Glance

- There were **11,986** arrests for drug abuse violations; of that number, **10.2%** were persons under 18 years of age.
  - Possessing/concealing of marijuana constituted **16.7%** of the total drug abuse incidents; the distributing/selling of marijuana accounted for **1.1%** of incidents (*type of criminal activity can be entered three times in each incident*).
  - Possessing/concealing of heroin constituted **32.2%** of the total drug abuse incidents; the distributing/selling of heroin accounted for **4.6%** of incidents (*type of criminal activity can be entered three times in each incident*).
- The weapon type of “Personal Weapons” (hands, fists or feet) was reported in **51,817** incidents; firearms were reported in **8,465** incidents (*up to three weapons can be reported in each incident*).
- There were **6,212** sexual assault (forcible and non-forcible) incidents reported in 2017. There were a total of **6,212** victims in these incidents; with a total of **6,300** offenders.
- There were a total of **54,294** domestic violence incidents reported; **12,023** of these incidents were Violations of Protection or No Contact Orders\*.

\* Includes both NIBRS and Summary agencies



# Crime Clock

**One Crime Against Persons**  
every **5.4** minutes

**Murder**  
every **1.8** days

**Rape**  
every **3.5** hours

**Forcible Sex Offense**  
(excluding Rape)  
every **2.6** hours

**Aggravated Assault**  
every **40.5** minutes

**Simple Assault**  
every **10.6** minutes

**Intimidation**  
every **45.4** minutes

**Kidnapping/Abduction**  
every **7.3** hours

**Non-Forcible Sex  
Offenses**  
every **22.1** hours

**Human Trafficking  
Offenses**  
every **12.2** days

**Violation of No  
Contact/Protection Order**  
every **33.8** minutes

**One Crime Against Property**  
every **1.6** minutes

**Robbery**  
every **1.8** hours

**Burglary**  
every **12.9** minutes

**Larceny/Theft Offenses**  
every **3.3** minutes

**Motor Vehicle Theft**  
every **19.1** minutes

**Arson**  
every **9.2** hours

**Destruction of Property**  
every **8.0** minutes

**Counterfeiting/Forgery**  
every **1.4** hours

**Fraud Offenses**  
every **22.4** minutes

**Embezzlement**  
every **19.5** hours

**Extortion/Blackmail**  
every **21.2** hours

**Bribery**  
every **45.6** days

**Stolen Property Offenses**  
every **1.5** hours

**One Crime Against Society**  
every **15.3** minutes

**Animal Cruelty**  
every **2.0** days

**Drug/Narcotic Violations**  
every **27.7** minutes

**Drug Equipment  
Violations**  
every **1.0** hours

**Pornography/Obscene  
Material**  
every **16.7** hours

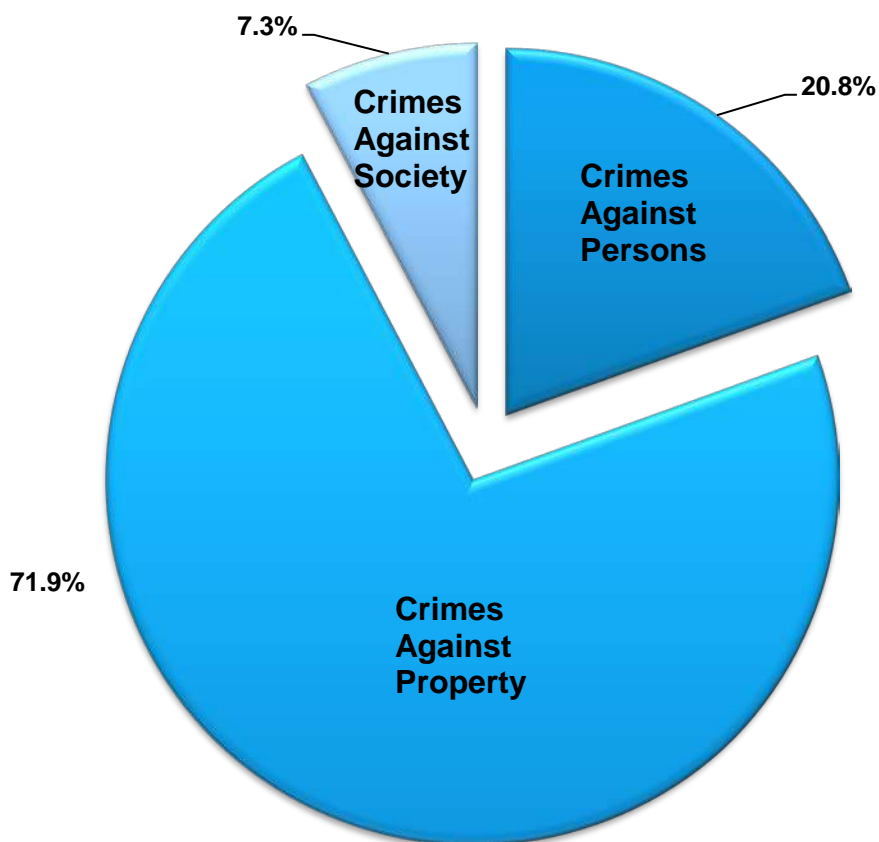
**Prostitution Offenses**  
every **9.5** hours

**Weapon Law Violations**  
every **1.6** hours

**Gambling Offenses**  
every **52.1** days

The crime clock should be viewed with care. Being the most aggregate representation of the NIBRS data, it is designed to convey the annual reported crime experience by showing the relative frequency of occurrence of Group "A" offenses. This mode of display should not be taken to imply regularity in the commission of the offenses; rather, it represents the annual ratio of crime fixed time intervals.

## Group “A” Offenses



### Crimes Against Persons

Murder  
Negligent Manslaughter  
Rape  
Sodomy  
Sexual Assault w/Object  
Fondling  
Aggravated Assault  
Simple Assault  
Intimidation  
Kidnapping  
Incest  
Statutory Rape  
Human Trafficking  
Offenses\*  
Violation of Protection/  
No Contact Order

### Crimes Against Property

Robbery  
Burglary/Breaking & Entering  
Larceny/Theft Offenses\*  
Motor Vehicle Theft  
Arson  
Destruction of Property  
Counterfeiting/Forgery  
Fraud Offenses\*  
Embezzlement  
Extortion/Blackmail  
Bribery  
Stolen Property Offenses

### Crimes Against Society

Animal Cruelty  
Drug/Narcotic Violations  
Drug Equipment Violations  
Gambling Offenses\*  
Pornography  
Prostitution Offenses\*  
Weapon Law Violations

\* Specific offenses exist within the crime category

## 2017 Washington Statewide NIBRS Profile

### Offense by Category

| Offense                              | Reported in 2017 | Percent of Category | Offenses Cleared | Percent Cleared | Rate per 1,000 |
|--------------------------------------|------------------|---------------------|------------------|-----------------|----------------|
| Murder                               | 202              | 0.2%                | 112              | 55.4%           | 0.0            |
| Manslaughter                         | 5                | 0.0%                | 5                | 100.0%          | 0.0            |
| Rape                                 | 2,499            | 2.6%                | 587              | 23.5%           | 0.4            |
| Sodomy                               | 312              | 0.3%                | 75               | 24.0%           | 0.0            |
| Sexual Assault w/Object              | 150              | 0.2%                | 29               | 19.3%           | 0.0            |
| Fondling                             | 2,854            | 2.9%                | 661              | 23.2%           | 0.4            |
| Aggravated Assault                   | 12,974           | 13.3%               | 6,106            | 47.1%           | 1.9            |
| Simple Assault                       | 49,559           | 50.9%               | 25,966           | 52.4%           | 7.3            |
| Intimidation                         | 11,582           | 11.9%               | 2,525            | 21.8%           | 1.7            |
| Kidnapping                           | 1,200            | 1.2%                | 615              | 51.3%           | 0.2            |
| Incest                               | 94               | 0.1%                | 22               | 23.4%           | 0.0            |
| Statutory Rape                       | 303              | 0.3%                | 84               | 27.7%           | 0.0            |
| Human Trafficking Offenses           | 30               | 0.0%                | 11               | 36.7%           | 0.0            |
| Viol No Contact/Protect Order        | 15,556           | 16.0%               | 9,263            | 59.5%           | 2.3            |
| <b>Crimes Against Persons Total</b>  | <b>97,320</b>    | <b>20.8%</b>        | <b>46,061</b>    | <b>47.3%</b>    | <b>14.4</b>    |
| Robbery                              | 5,002            | 1.5%                | 1,612            | 32.2%           | 0.7            |
| Burglary/Breaking & Entering         | 40,694           | 12.1%               | 4,678            | 11.5%           | 6.0            |
| Larceny/Theft Offenses               | 160,463          | 47.6%               | 22,226           | 13.9%           | 23.7           |
| Motor Vehicle Theft                  | 27,571           | 8.2%                | 3,041            | 11.0%           | 4.1            |
| Arson                                | 956              | 0.3%                | 199              | 20.8%           | 0.1            |
| Destruction of Property              | 66,030           | 19.6%               | 9,797            | 14.8%           | 9.7            |
| Counterfeit/Forgery                  | 6,278            | 1.9%                | 973              | 15.5%           | 0.9            |
| Fraud Offenses                       | 23,473           | 7.0%                | 1,759            | 7.5%            | 3.5            |
| Embezzlement                         | 449              | 0.1%                | 117              | 26.1%           | 0.1            |
| Extortion/Blackmail                  | 413              | 0.1%                | 45               | 10.9%           | 0.1            |
| Bribery                              | 8                | 0.0%                | 5                | 62.5%           | 0.0            |
| Stolen Property Offenses             | 5,791            | 1.7%                | 4,185            | 72.3%           | 0.9            |
| <b>Crimes Against Property Total</b> | <b>337,128</b>   | <b>71.9%</b>        | <b>48,637</b>    | <b>14.4%</b>    | <b>49.7</b>    |
| Animal Cruelty                       | 187              | 0.5%                | 51               | 27.3%           | 0.0            |
| Drug/Narcotic Violations             | 18,951           | 55.2%               | 14,368           | 75.8%           | 2.8            |
| Drug Equipment Violations            | 8,195            | 23.9%               | 6,729            | 82.1%           | 1.2            |
| Gambling Offenses                    | 7                | 0.0%                | 4                | 57.1%           | 0.0            |
| Pornography/Obscene Material         | 525              | 1.5%                | 121              | 23.0%           | 0.1            |
| Prostitution Offenses                | 920              | 2.7%                | 644              | 70.0%           | 0.1            |
| Weapon Law Violations                | 5,518            | 16.1%               | 3,268            | 59.2%           | 0.8            |
| <b>Crimes Against Society Total</b>  | <b>34,303</b>    | <b>7.3%</b>         | <b>25,181</b>    | <b>73.4%</b>    | <b>5.1</b>     |
| <b>Total Group "A" Offenses</b>      | <b>468,751</b>   |                     | <b>119,879</b>   | <b>25.6%</b>    | <b>69.1</b>    |

# 2017 Washington Statewide NIBRS Profile

## Usage of Drugs and/or Alcohol

7.2% of the total Group "A" incidents reported in 2017 indicated drug and/or alcohol usage during the commission of a crime.

### Percentage of Use



### Reported Group "A" Incidents in which the Offender was Suspected of Using Drugs and/or Alcohol in the Commission of the Crime

| Group "A" Offenses            | 2017 Incidents | Incidents with Suspected Usage |       | Total Incidents of Suspected Usage | Suspected Usage % |
|-------------------------------|----------------|--------------------------------|-------|------------------------------------|-------------------|
|                               |                | Alcohol                        | Drugs |                                    |                   |
| Murder                        | 202            | 10                             | 10    | 20                                 | 9.9%              |
| Manslaughter                  | 5              | 0                              | 1     | 1                                  | 20.0%             |
| Rape                          | 2,499          | 301                            | 106   | 407                                | 16.3%             |
| Sodomy                        | 312            | 17                             | 17    | 34                                 | 10.9%             |
| Sexual Assault w/Object       | 150            | 10                             | 4     | 14                                 | 9.3%              |
| Fondling                      | 2,854          | 78                             | 23    | 101                                | 3.5%              |
| Aggravated Assault            | 12,974         | 996                            | 356   | 1,352                              | 10.4%             |
| Simple Assault                | 49,559         | 4,916                          | 1,069 | 5,985                              | 12.1%             |
| Intimidation                  | 11,582         | 426                            | 203   | 629                                | 5.4%              |
| Kidnapping                    | 1,200          | 100                            | 50    | 150                                | 12.5%             |
| Incest                        | 94             | 7                              | 1     | 8                                  | 8.5%              |
| Statutory Rape                | 303            | 8                              | 4     | 12                                 | 4.0%              |
| Human Trafficking Offenses    | 30             | 0                              | 2     | 2                                  | 6.7%              |
| Viol No Contact/Protect Order | 15,556         | 511                            | 418   | 929                                | 6.0%              |
| Robbery                       | 5,002          | 114                            | 144   | 258                                | 5.2%              |
| Burglary                      | 40,694         | 303                            | 608   | 911                                | 2.2%              |
| Larceny/Theft Offenses        | 160,463        | 1,264                          | 2,156 | 3,420                              | 2.1%              |
| Motor Vehicle Theft           | 27,571         | 93                             | 216   | 309                                | 1.1%              |
| Arson                         | 956            | 12                             | 13    | 25                                 | 2.6%              |
| Destruction of Property       | 66,030         | 1,438                          | 625   | 2,063                              | 3.1%              |
| Counterfeiting/Forgery        | 6,278          | 10                             | 137   | 147                                | 2.3%              |
| Fraud Offenses                | 23,473         | 45                             | 225   | 270                                | 1.2%              |
| Embezzlement                  | 449            | 4                              | 2     | 6                                  | 1.3%              |
| Extortion/Blackmail           | 413            | 0                              | 2     | 2                                  | 0.5%              |
| Bribery                       | 8              | 0                              | 0     | 0                                  | 0.0%              |
| Stolen Property Offenses      | 5,791          | 42                             | 706   | 748                                | 12.9%             |
| Animal Cruelty                | 187            | 12                             | 4     | 16                                 | 8.6%              |
| Drug/Narcotic Violations      | 18,951         | 278                            | 9,744 | 10,022                             | 52.9%             |
| Drug Equipment Violations     | 8,195          | 114                            | 4,969 | 5,083                              | 62.0%             |
| Gambling Offenses             | 7              | 1                              | 0     | 1                                  | 14.3%             |
| Pornography/Obscene Material  | 525            | 4                              | 2     | 6                                  | 1.1%              |
| Prostitution Offenses         | 920            | 3                              | 19    | 22                                 | 2.4%              |
| Weapon Law Violations         | 5,518          | 221                            | 533   | 754                                | 13.7%             |

# 2017 Washington Statewide NIBRS Profile

## Violent Crime

### Violent Crime

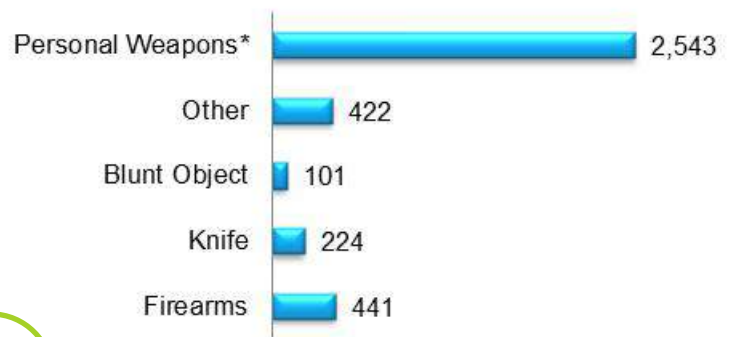
|                   |               |
|-------------------|---------------|
| Offenses reported | <b>23,993</b> |
| Rate per 1,000    | <b>3.5</b>    |
| Total Arrests     | <b>8,864</b>  |

| Category              | Distribution |
|-----------------------|--------------|
| Murder                | <b>0.8%</b>  |
| Forcible Sex Offenses | <b>24.2%</b> |
| Robbery               | <b>20.9%</b> |
| Aggravated Assault    | <b>54.1%</b> |

**50.1%** of violent crimes were committed against female victims.

**21.7%** of violent crimes were committed against victims under the age of 18 years.

### 2017 Violent Crime Incidents By Types of Weapon Used



\* Personal Weapons are defined as "Hands, Fists, Feet etc."

The most frequent month of crime occurrence was **May**; the least frequent was **February**.

### Relationship of Victim to Offender

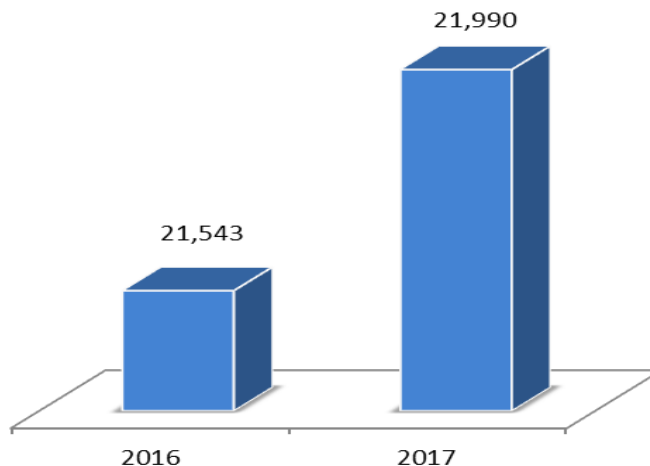
|                     |              |
|---------------------|--------------|
| Stranger            | <b>38.4%</b> |
| Acquaintance        | <b>17.5%</b> |
| Intimate Partner    | <b>16.6%</b> |
| Family Relationship | <b>14.4%</b> |
| Otherwise Known     | <b>12.2%</b> |
| Victim was Offender | <b>0.8%</b>  |

### "Top Five" Locations of Violent Crimes

|                            |              |
|----------------------------|--------------|
| <b>Residence</b>           | <b>41.4%</b> |
| <b>Highway/Road</b>        | <b>21.0%</b> |
| <b>Parking Lot/Garage</b>  | <b>6.5%</b>  |
| <b>Grocery/Supermarket</b> | <b>2.9%</b>  |
| <b>Convenience Store</b>   | <b>2.7%</b>  |

### Violent Crime Two-Year Trend\*

\* Comparison of **175** agencies with two full years of submissions.



# Crimes Against Persons

---

The following section provides information on Assault Offenses, Homicide Offenses, Human Trafficking Offenses, Kidnapping/ Abduction, Sex Offenses, and Violations of No Contact/Protection Order. Each victim equals one offense. These numbers are derived from National Incident-Based Reporting System (NIBRS) submissions by Washington State law enforcement agencies, unless otherwise notated.

# 2017 Washington NIBRS Crimes Against Persons

## Statewide Profile

The data represent the number of victims within a reported incident.

### Crimes Against Persons

|                   |               |
|-------------------|---------------|
| Offenses Reported | <b>97,320</b> |
| Rate per 1000     | <b>14.35</b>  |
| Total Arrests     | <b>40,179</b> |

### Percentages of Crimes Against Person by Category

| Offenses                 | Distribution  |
|--------------------------|---------------|
| Murder                   | <b>0.21%</b>  |
| Negligent Manslaughter   | <b>0.01%</b>  |
| Rape                     | <b>2.57%</b>  |
| Sodomy                   | <b>0.32%</b>  |
| Sexual Assault w/Object  | <b>0.15%</b>  |
| Fondling                 | <b>2.93%</b>  |
| Aggravated Assault       | <b>13.33%</b> |
| Simple Assault           | <b>50.92%</b> |
| Intimidation             | <b>11.90%</b> |
| Kidnapping               | <b>1.23%</b>  |
| Incest                   | <b>0.10%</b>  |
| Statutory Rape           | <b>0.31%</b>  |
| Human Trafficking        | <b>0.03%</b>  |
| Viol Of No Contact Order | <b>15.98%</b> |

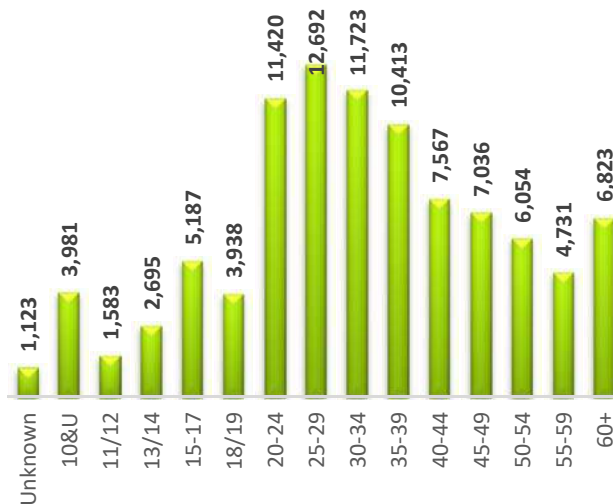
### Crimes Against Persons 2017 Victim Gender Comparison



**14.0%** of victims of Crimes Against Persons were under 18 years of age.

The most frequent month of Crimes Against Persons occurrence was **May**; the least frequent was **February**.

### Victims of Crimes Against Persons By Age in 2017



## 2017 Washington NIBRS Crimes Against Persons

### Victims by Age and Gender

| Age                   | Murder | Man-<br>slaughter | Rape  | Sodomy | Sexual<br>Assault<br>w/Object | Fondling | Kidnap | Agg.<br>Assault | Simple<br>Assault | Intimi-<br>dation | Incest | Stat.<br>Rape | Human<br>Traffick | Viol No<br>Contact/<br>Protect<br>Order | Total  |
|-----------------------|--------|-------------------|-------|--------|-------------------------------|----------|--------|-----------------|-------------------|-------------------|--------|---------------|-------------------|---|--------|
| <b>10 &amp; Under</b> |        |                   |       |        |                               |          |        |                 |                   |                   |        |               |                   |   |        |
| Male                  | 8      | 0                 | 7     | 57     | 6                             | 312      | 42     | 278             | 926               | 108               | 4      | 4             | 0                 | 210                                     | 1,962  |
| Female                | 2      | 1                 | 134   | 17     | 14                            | 650      | 56     | 215             | 593               | 72                | 11     | 38            | 0                 | 193                                     | 1,996  |
| <b>11/12</b>          |        |                   |       |        |                               |          |        |                 |                   |                   |        |               |                   |   |        |
| Male                  | 0      | 0                 | 2     | 10     | 2                             | 46       | 10     | 108             | 429               | 58                | 0      | 3             | 0                 | 45                                      | 713    |
| Female                | 0      | 0                 | 77    | 2      | 5                             | 237      | 11     | 53              | 312               | 78                | 10     | 26            | 0                 | 61                                      | 872    |
| <b>13/14</b>          |        |                   |       |        |                               |          |        |                 |                   |                   |        |               |                   |   |        |
| Male                  | 3      | 1                 | 4     | 8      | 1                             | 46       | 8      | 138             | 626               | 139               | 2      | 5             | 0                 | 42                                      | 1,023  |
| Female                | 2      | 0                 | 241   | 9      | 9                             | 356      | 17     | 97              | 596               | 133               | 15     | 108           | 3                 | 93                                      | 1,679  |
| <b>15</b>             |        |                   |       |        |                               |          |        |                 |                   |                   |        |               |                   |   |        |
| Male                  | 2      | 0                 | 8     | 8      | 0                             | 14       | 6      | 83              | 354               | 73                | 2      | 2             | 0                 | 26                                      | 578    |
| Female                | 1      | 0                 | 160   | 6      | 14                            | 178      | 11     | 61              | 428               | 78                | 14     | 87            | 10                | 79                                      | 1,127  |
| <b>16</b>             |        |                   |       |        |                               |          |        |                 |                   |                   |        |               |                   |   |        |
| Male                  | 5      | 0                 | 5     | 9      | 1                             | 16       | 1      | 101             | 364               | 82                | 0      | 2             | 1                 | 27                                      | 614    |
| Female                | 1      | 0                 | 177   | 7      | 14                            | 152      | 22     | 83              | 441               | 105               | 10     | 16            | 3                 | 99                                      | 1,130  |
| <b>17</b>             |        |                   |       |        |                               |          |        |                 |                   |                   |        |               |                   |   |        |
| Male                  | 4      | 0                 | 3     | 9      | 0                             | 13       | 3      | 141             | 363               | 66                | 1      | 0             | 0                 | 36                                      | 639    |
| Female                | 0      | 0                 | 140   | 6      | 6                             | 89       | 19     | 94              | 490               | 107               | 4      | 10            | 6                 | 151                                     | 1,122  |
| <b>18/19</b>          |        |                   |       |        |                               |          |        |                 |                   |                   |        |               |                   |   |        |
| Male                  | 4      | 0                 | 3     | 7      | 1                             | 12       | 8      | 294             | 784               | 165               | 1      | 0             | 0                 | 68                                      | 1,347  |
| Female                | 1      | 0                 | 230   | 11     | 8                             | 78       | 67     | 264             | 1,243             | 262               | 6      | 0             | 1                 | 421                                     | 2,592  |
| <b>20/24</b>          |        |                   |       |        |                               |          |        |                 |                   |                   |        |               |                   |   |        |
| Male                  | 22     | 2                 | 3     | 29     | 2                             | 9        | 28     | 907             | 2,465             | 480               | 1      | 0             | 0                 | 191                                     | 4,139  |
| Female                | 7      | 0                 | 350   | 15     | 13                            | 133      | 159    | 745             | 3,628             | 738               | 4      | 0             | 2                 | 1,478                                   | 7,272  |
| <b>25/29</b>          |        |                   |       |        |                               |          |        |                 |                   |                   |        |               |                   |   |        |
| Male                  | 22     | 0                 | 3     | 20     | 3                             | 12       | 37     | 998             | 2,851             | 609               | 2      | 0             | 0                 | 302                                     | 4,859  |
| Female                | 8      | 0                 | 264   | 8      | 12                            | 120      | 169    | 808             | 3,786             | 785               | 2      | 0             | 0                 | 1,843                                   | 7,805  |
| <b>30/34</b>          |        |                   |       |        |                               |          |        |                 |                   |                   |        |               |                   |   |        |
| Male                  | 14     | 0                 | 4     | 12     | 0                             | 5        | 39     | 902             | 2,574             | 550               | 0      | 0             | 0                 | 350                                     | 4,450  |
| Female                | 7      | 0                 | 202   | 8      | 9                             | 57       | 132    | 669             | 3,478             | 785               | 0      | 0             | 2                 | 1,911                                   | 7,260  |
| <b>35/39</b>          |        |                   |       |        |                               |          |        |                 |                   |                   |        |               |                   |   |        |
| Male                  | 11     | 0                 | 3     | 6      | 1                             | 5        | 31     | 823             | 2,217             | 575               | 1      | 0             | 0                 | 315                                     | 3,988  |
| Female                | 4      | 0                 | 152   | 13     | 10                            | 56       | 99     | 647             | 3,150             | 669               | 2      | 0             | 0                 | 1,606                                   | 6,408  |
| <b>40/44</b>          |        |                   |       |        |                               |          |        |                 |                   |                   |        |               |                   |   |        |
| Male                  | 3      | 0                 | 2     | 8      | 1                             | 12       | 23     | 617             | 1,788             | 479               | 0      | 0             | 0                 | 293                                     | 3,226  |
| Female                | 6      | 0                 | 95    | 4      | 4                             | 53       | 60     | 410             | 2,162             | 492               | 0      | 0             | 0                 | 1,037                                   | 4,323  |
| <b>45/49</b>          |        |                   |       |        |                               |          |        |                 |                   |                   |        |               |                   |   |        |
| Male                  | 12     | 0                 | 1     | 5      | 1                             | 4        | 6      | 598             | 1,713             | 456               | 0      | 0             | 0                 | 320                                     | 3,116  |
| Female                | 3      | 0                 | 80    | 5      | 1                             | 37       | 39     | 345             | 1,933             | 502               | 0      | 0             | 0                 | 960                                     | 3,905  |
| <b>50/54</b>          |        |                   |       |        |                               |          |        |                 |                   |                   |        |               |                   |   |        |
| Male                  | 9      | 1                 | 1     | 3      | 0                             | 1        | 3      | 534             | 1,583             | 408               | 0      | 0             | 0                 | 272                                     | 2,815  |
| Female                | 3      | 0                 | 51    | 2      | 3                             | 32       | 35     | 287             | 1,618             | 417               | 0      | 0             | 0                 | 777                                     | 3,225  |
| <b>55/59</b>          |        |                   |       |        |                               |          |        |                 |                   |                   |        |               |                   |   |        |
| Male                  | 4      | 0                 | 28    | 1      | 4                             | 21       | 16     | 189             | 1,139             | 380               | 0      | 0             | 1                 | 531                                     | 2,314  |
| Female                | 0      | 0                 | 0     | 0      | 0                             | 0        | 0      | 1               | 0                 | 0                 | 0      | 0             | 0                 | 0                                       | 1      |
| <b>60/Over</b>        |        |                   |       |        |                               |          |        |                 |                   |                   |        |               |                   |   |        |
| Male                  | 15     | 0                 | 56    | 2      | 3                             | 47       | 19     | 256             | 1,689             | 470               | 1      | 0             | 0                 | 965                                     | 3,523  |
| Female                | 5      | 0                 | 0     | 1      | 0                             | 5        | 6      | 411             | 1,345             | 376               | 0      | 0             | 0                 | 235                                     | 2,384  |
| <b>Unk. Age</b>       |        |                   |       |        |                               |          |        |                 |                   |                   |        |               |                   |   |        |
| Male                  | 0      | 0                 | 7     | 1      | 0                             | 10       | 0      | 29              | 91                | 66                | 1      | 1             | 0                 | 4                                       | 210    |
| Female                | 9      | 0                 | 2     | 2      | 1                             | 9        | 5      | 458             | 1,738             | 511               | 0      | 0             | 0                 | 553                                     | 3,288  |
| <b>Total</b>          |        |                   |       |        |                               |          |        |                 |                   |                   |        |               |                   |   |        |
| Male                  | 138    | 4                 | 140   | 195    | 26                            | 585      | 280    | 6,996           | 21,956            | 5,164             | 16     | 17            | 2                 | 3,997                                   | 39,516 |
| Female                | 59     | 1                 | 2,355 | 116    | 123                           | 2,242    | 907    | 5,648           | 26,941            | 6,110             | 78     | 285           | 27                | 11,497                                  | 56,389 |

Note: Chart does not reflect 886 victim counts due to "gender unknown."

## 2017 Washington NIBRS Crimes Against Persons

### Type of Weapon Used in Commission of Crime

|                         | Murder | Neg. Manslaughter | Rape | Sodomy | Sex Assault w/Object | Fondling | Aggravated Assault | Kidnapping/Abduction | Viol No Contact/Protection Order | Simple Assault | Human Trafficking | Total  |
|-------------------------|--------|-------------------|------|--------|----------------------|----------|--------------------|----------------------|----------------------------------|----------------|-------------------|--------|
| Handgun                 | 58     | 1                 | 0    | 0      | 0                    | 0        | 1,636              | 75                   | 0                                | 7              | 0                 | 1,777  |
| Automatic Handgun       | 3      | 0                 | 0    | 0      | 0                    | 0        | 120                | 6                    | 0                                | 0              | 0                 | 129    |
| Rifle                   | 4      | 1                 | 0    | 0      | 0                    | 0        | 127                | 4                    | 0                                | 5              | 0                 | 141    |
| Automatic Rifle         | 0      | 0                 | 0    | 0      | 0                    | 0        | 49                 | 1                    | 0                                | 0              | 0                 | 50     |
| Automatic Firearm       | 5      | 0                 | 0    | 0      | 0                    | 0        | 32                 | 1                    | 0                                | 0              | 0                 | 38     |
| Shotgun                 | 1      | 1                 | 0    | 0      | 0                    | 0        | 119                | 5                    | 0                                | 3              | 0                 | 129    |
| Automatic Shotgun       | 0      | 0                 | 0    | 0      | 0                    | 0        | 3                  | 0                    | 0                                | 0              | 0                 | 3      |
| Other Firearm           | 6      | 0                 | 0    | 0      | 0                    | 0        | 202                | 3                    | 0                                | 0              | 0                 | 211    |
| Other Automatic Firearm | 0      | 0                 | 0    | 0      | 0                    | 0        | 0                  | 1                    | 0                                | 0              | 0                 | 1      |
| Firearm (unk. type)     | 45     | 0                 | 0    | 0      | 0                    | 0        | 685                | 15                   | 0                                | 6              | 1                 | 752    |
| Explosives              | 1      | 0                 | 0    | 0      | 0                    | 0        | 5                  | 0                    | 0                                | 0              | 0                 | 6      |
| Knife                   | 34     | 0                 | 0    | 0      | 0                    | 1        | 2,096              | 65                   | 0                                | 14             | 0                 | 2,210  |
| Blunt Object            | 13     | 0                 | 0    | 0      | 0                    | 9        | 1,357              | 14                   | 0                                | 5              | 0                 | 1,398  |
| Vehicle                 | 5      | 0                 | 0    | 0      | 0                    | 0        | 667                | 20                   | 0                                | 2              | 0                 | 694    |
| Personal Weapon         | 16     | 1                 | 0    | 0      | 0                    | 59       | 4,138              | 580                  | 40,969                           | 425            | 9                 | 46,197 |
| Poison                  | 0      | 0                 | 0    | 0      | 0                    | 0        | 16                 | 1                    | 0                                | 0              | 0                 | 17     |
| None                    | 0      | 0                 | 0    | 0      | 0                    | 49       | 327                | 358                  | 5,023                            | 2,260          | 10                | 8,027  |
| Fire                    | 3      | 0                 | 0    | 0      | 0                    | 0        | 17                 | 0                    | 0                                | 0              | 0                 | 20     |
| Drug/Narcotic           | 3      | 1                 | 0    | 0      | 0                    | 2        | 25                 | 2                    | 0                                | 1              | 0                 | 34     |
| Asphyxiation            | 1      | 0                 | 0    | 0      | 0                    | 1        | 387                | 5                    | 0                                | 4              | 0                 | 398    |
| Other                   | 4      | 0                 | 0    | 0      | 0                    | 10       | 1,762              | 49                   | 3,166                            | 27             | 0                 | 5,018  |
| Unknown                 | 10     | 0                 | 0    | 0      | 0                    | 19       | 202                | 27                   | 615                              | 31             | 10                | 914    |

Up to three (3) different types of weapons can be entered for each reported offense.

## 2017 Washington NIBRS Crimes Against Persons

### Relationship of Victim to Offender(s) by Offense

| Relationship            | Murder | Man-slaughter | Rape | Sodomy | Sexual Assault w/Object | Fondling | Kidnap | Agg. Assault | Simple Assault | Intimidation | Incest | Stat Rape | Human Traffick | Viol No Contact /Protect Order |
|-------------------------|--------|---------------|------|--------|-------------------------|----------|--------|--------------|----------------|--------------|--------|-----------|----------------|--------------------------------|
| Spouse                  | 12     | 12            | 57   | 3      | 0                       | 9        | 122    | 525          | 4,201          | 333          | 0      | 0         | 0              | 1,792                          |
| Parent                  | 13     | 13            | 4    | 1      | 0                       | 2        | 25     | 377          | 3,585          | 329          | 1      | 0         | 0              | 1,278                          |
| Sibling                 | 3      | 0             | 42   | 19     | 4                       | 151      | 5      | 291          | 2,253          | 228          | 29     | 5         | 0              | 338                            |
| Child                   | 2      | 1             | 68   | 9      | 5                       | 326      | 34     | 455          | 2,356          | 127          | 21     | 25        | 0              | 637                            |
| Grandparent             | 0      | 0             | 0    | 0      | 0                       | 1        | 0      | 22           | 281            | 40           | 0      | 0         | 0              | 134                            |
| Grandchild              | 0      | 0             | 19   | 2      | 1                       | 99       | 5      | 15           | 110            | 10           | 1      | 3         | 0              | 18                             |
| In-law                  | 0      | 0             | 5    | 0      | 0                       | 11       | 3      | 55           | 303            | 64           | 0      | 0         | 0              | 52                             |
| Step-parent             | 1      | 0             | 10   | 1      | 0                       | 15       | 3      | 45           | 325            | 42           | 3      | 2         | 0              | 45                             |
| Step-child              | 0      | 0             | 47   | 2      | 0                       | 113      | 2      | 62           | 308            | 12           | 10     | 12        | 0              | 39                             |
| Step-sibling            | 0      | 0             | 14   | 4      | 0                       | 38       | 1      | 8            | 58             | 6            | 6      | 3         | 0              | 6                              |
| Other Family            | 6      | 0             | 86   | 22     | 6                       | 299      | 10     | 213          | 1,123          | 181          | 14     | 19        | 0              | 234                            |
| Acquaintance            | 56     | 0             | 641  | 81     | 43                      | 444      | 146    | 1,682        | 5,471          | 1,422        | 3      | 65        | 9              | 650                            |
| Friend                  | 8      | 2             | 233  | 26     | 19                      | 146      | 28     | 321          | 1,194          | 397          | 0      | 26        | 4              | 135                            |
| Neighbor                | 1      | 0             | 16   | 3      | 3                       | 61       | 3      | 243          | 817            | 875          | 1      | 1         | 0              | 376                            |
| Babysittee              | 1      | 0             | 75   | 9      | 3                       | 60       | 25     | 170          | 669            | 446          | 0      | 1         | 4              | 74                             |
| Boy/Girlfriend          | 17     | 0             | 337  | 15     | 15                      | 64       | 445    | 2,077        | 11,395         | 1,097        | 5      | 61        | 2              | 6,948                          |
| Child of Boy/Girlfriend | 2      | 0             | 24   | 1      | 1                       | 83       | 13     | 65           | 310            | 36           | 0      | 2         | 0              | 118                            |
| Homosexual Relation     | 0      | 0             | 0    | 16     | 1                       | 6        | 6      | 86           | 457            | 48           | 0      | 0         | 1              | 203                            |
| Ex-Spouse               | 1      | 0             | 12   | 0      | 2                       | 3        | 92     | 70           | 418            | 262          | 0      | 0         | 0              | 1,277                          |
| Employee                | 0      | 0             | 6    | 5      | 0                       | 11       | 1      | 17           | 162            | 74           | 0      | 0         | 0              | 7                              |
| Employer                | 0      | 0             | 1    | 0      | 1                       | 3        | 0      | 9            | 50             | 69           | 0      | 0         | 0              | 4                              |
| Otherwise Known         | 25     | 2             | 244  | 55     | 25                      | 388      | 71     | 1,433        | 5,122          | 2,004        | 4      | 46        | 2              | 1,054                          |
| Unknown                 | 85     | 0             | 401  | 40     | 18                      | 215      | 140    | 3,010        | 4,161          | 1,800        | 4      | 30        | 13             | 442                            |
| Stranger                | 33     | 0             | 246  | 41     | 9                       | 294      | 169    | 3,641        | 7,382          | 2,126        | 0      | 9         | 6              | 61                             |
| Victim is Offender      | 0      | 0             | 5    | 1      | 0                       | 3        | 6      | 158          | 1,461          | 187          | 2      | 0         | 0              | 118                            |

Count represents the victim's relationship to single or multiple offenders within each incident.

# 2017 Washington NIBRS Crimes Against Persons

## Aggravated Assault

*Definition: An unlawful attack by one person upon another wherein the offender uses a weapon or displays it in a threatening manner, or the victim suffers obvious severe or aggravated bodily injury involving apparent broken bones, loss of teeth, possible internal injury, severe laceration, or loss of consciousness.*

### Aggravated Assault

Offenses Reported **12,974**  
Rate per 1,000 **1.91**  
Total Arrests **5,904**

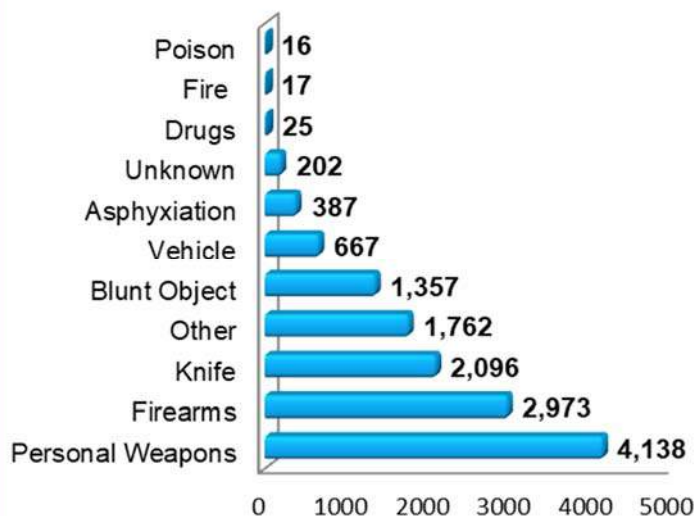
**45.1%** of Aggravated Assault incidents occurred at a residence.

### Aggravated Assault "Top Five" Locations

|                       |              |
|-----------------------|--------------|
| Residence             | <b>45.1%</b> |
| Highway/Road/Alley    | <b>26.3%</b> |
| Parking Lot/Garage    | <b>6.7%</b>  |
| Drug Store/           |              |
| Dr.'s Office/Hospital | <b>1.9%</b>  |
| Bar/Night Club        | <b>1.7%</b>  |

**7.9%** of Aggravated Assault arrestees were juveniles.

### Aggravated Assaults by Type of Weapon



\* Personal Weapons are defined as "Hands, Fists, Feet etc."

It's not necessary that a victim sustain an injury from an Aggravated Assault when the weapon used has the potential to cause serious personal injury. Attempted Murders are included in this category.

### Relationship of Victim to Offender

|                               |              |
|-------------------------------|--------------|
| Stranger/Unknown Relationship | <b>44.7%</b> |
| Intimate Relationship         | <b>18.5%</b> |
| Otherwise Known               | <b>13.0%</b> |
| Acquaintance                  | <b>11.3%</b> |
| Family Relationship           | <b>10.3%</b> |
| Friend                        | <b>2.2%</b>  |

# 2017 Washington NIBRS Crimes Against Persons

## Intimidation

*Definition: To unlawfully place another person in reasonable fear of bodily harm through the use of threatening words and/or other conduct, but without displaying a weapon or subjecting the victim to actual physical attack.*

### Intimidation

Offenses Reported **11,582**  
Rate per 1,000 **1.71**  
Total Arrested **1,811**

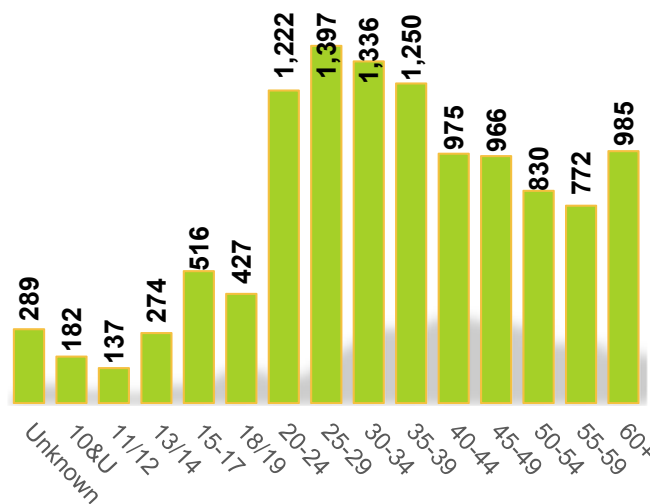
Intimidation can be made in person, by telephone, or in writing. Stalking incidents and Bomb Threats are included in this category.

### Intimidation Offenses "Top Five" Locations

**Residence** **51.3%**  
**Highway/Road** **10.5%**  
**Cyberspace** **3.5%**  
**Parking Lot/Garage** **3.4%**  
**School – Elementary/Secondary** **2.7%**

**51.3%** of  
Intimidation  
incidents occurred at  
a residence.

### Number of Victims of Intimidation By Age in 2017



**11.9%** of Intimidation  
arrestees were  
juveniles.

### Relationship of Victim to Offender

Stranger/Unknown **32.6%**  
Otherwise Known **29.1%**  
Intimate Relationship **14.5%**  
Acquaintance **11.8%**  
Family Relationship **8.6%**  
Friend **3.3%**

# 2017 Washington NIBRS Crimes Against Persons

## Simple Assault

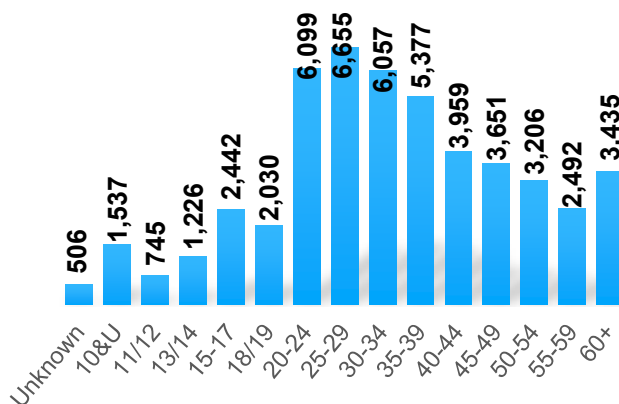
*Definition: An unlawful physical attack by one person upon another where neither the offender displays a weapon, nor the victim suffers obvious severe or aggravated bodily injury involving apparent broken bones, loss of teeth, possible internal injury, severe laceration, or loss of consciousness.*

### Simple Assault

Offenses Reported **49,559**  
Rate per 1,000 **7.31**  
Total Arrests **23,669**

**59.7%** of Simple Assault offenses occurred at a residence.

Number of Simple Assault Offenses by Victim Age in 2017



### Relationship of Victim to Offender

Intimate Relationship **30.5%**  
Stranger/Unknown Relationship **21.4%**  
Family Relationship **19.8%**  
Otherwise Known **13.2%**  
Acquaintance **10.1%**  
Friend **2.2%**

**11.6%** of Simple Assault arrestees were juveniles.

### Simple Assault "Top Five" Locations

Residence **59.7%**  
Highway/Road **12.4%**  
Parking Lot **5.1%**  
Drug Store/Dr.'s Office/Hospital **2.0%**  
Elementary/Secondary School **1.8%**

# 2017 Washington NIBRS Crimes Against Persons

## Forcible Sex Offenses

*Definition: Any sexual act directed against another person, forcible and/or against that person's will; or not forcible or against the person's will when the victim is incapable of giving consent.*

### Forcible Sex Offenses

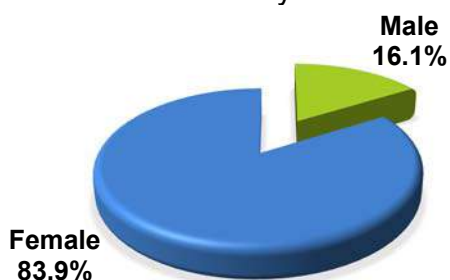
Offenses Reported **5,815**  
Rate per 1,000 **0.86**  
Total Arrests **920**

### Forcible Sex Offense Category

| <u>Offense</u>          | <u>Distribution</u> |
|-------------------------|---------------------|
| Fondling                | <b>49.1%</b>        |
| Rape                    | <b>43.0%</b>        |
| Sodomy                  | <b>5.4%</b>         |
| Sexual Assault w/Object | <b>2.6%</b>         |

**18.0%** of Forcible Sex Offense arrestees were juveniles.

Percentage of Forcible Sex Offenses Victims by Gender



### Forcible Sex Offenses "Top Five" Locations

|                           |              |
|---------------------------|--------------|
| <b>Residence</b>          | <b>67.9%</b> |
| <b>Highway/Road</b>       | <b>5.9%</b>  |
| <b>Hotel/Motel</b>        | <b>3.2%</b>  |
| <b>Field/Woods</b>        | <b>2.4%</b>  |
| <b>Parking Lot/Garage</b> | <b>2.2%</b>  |

**20.7%** of victims of Forcible Sex Offenses were 10 years of age or younger.

### Relationship of Victim to Offender

|                               |              |
|-------------------------------|--------------|
| Family Relationship           | <b>24.0%</b> |
| Stranger/Unknown Relationship | <b>21.3%</b> |
| Acquaintance                  | <b>20.4%</b> |
| Otherwise Known               | <b>18.1%</b> |
| Intimate Relationship         | <b>9.1%</b>  |
| Friend                        | <b>7.1%</b>  |

# 2017 Washington NIBRS Crimes Against Persons

## Fondling

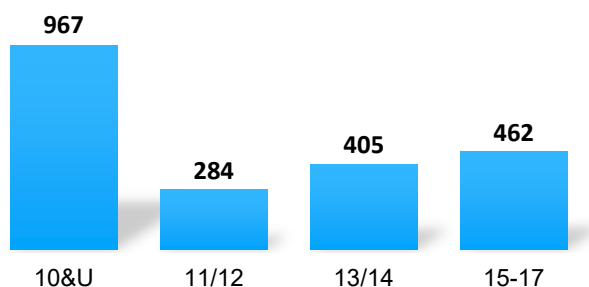
*Definition: The touching of the private body parts of another person for the purpose of sexual gratification, forcible, and/or against that person's will; or not forcible or against the person's will when the victim is incapable of giving consent.*

### Fondling

Offenses Reported **2,854**  
Rate per 1,000 **0.42**  
Total Arrests **400**

This offense is an element of Rape, Forcible Sodomy, and Sexual Assault with an Object; therefore, it is only reported when it's the sole Forcible Sex Offense committed against a victim.

### Number of Juvenile Victims of Fondling By Age in 2017



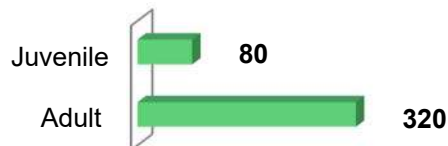
**34.0%** of Fondling victims were 10 years of age or younger.

### Relationship of Victim to Offender

|                               |       |
|-------------------------------|-------|
| Family Relationship           | 37.1% |
| Otherwise Known               | 21.3% |
| Stranger/Unknown Relationship | 17.9% |
| Acquaintance                  | 15.5% |
| Friend                        | 5.1%  |
| Intimate Relationship         | 2.9%  |

**20.0%** of Fondling arrestees were juveniles.

### Arrests for Fondling



# 2017 Washington NIBRS Crimes Against Persons

## Rape

*Definition: The carnal knowledge of a person of the opposite gender, forcible, and/or against that person's will; or not forcible or against the person's will when the victim is incapable of giving consent.*

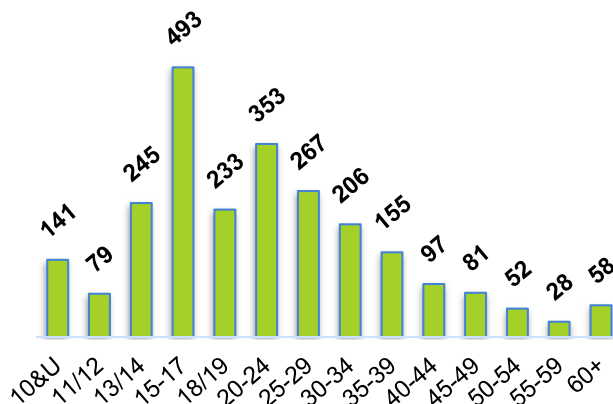
### Rape

Offenses Reported **2,499**  
Rate per 1,000 **0.37**  
Total Arrests **485**

Attempts to Rape are included in this category. Statutory Rape (Without Force) is not included because it has its own classification.

**67.3%** of Rapes occurred at a residence.

### Number of Victims of Rape By Age in 2017



**38.4%** of Rape victims were under 18 years of age.

### Relationship of Victim to Offender

Stranger/Unknown Relationship **25.0%**  
Acquaintance **24.7%**  
Intimate Partner **15.7%**  
Otherwise Known **14.1%**  
Family Relationship **11.4%**  
Friend **9.0%**

**15.7%** of Rape arrestees were juvenile.

## 2017 Washington NIBRS Crimes Against Persons

### Sodomy

*Definition: The oral or anal sexual intercourse with another person, forcible, and/or against that person's will; or not forcible or against the person's will when the victim is incapable of giving consent.*

#### Sodomy

Offenses Reported **312**  
Rate per 1,000 **0.05**  
Total Arrests **24**

**24.0%** of Sodomy victims were under 10 years old.

**16.7%** of Sodomy offense arrestees were juveniles.

#### Relationship of Victim to Offender

|                               |              |
|-------------------------------|--------------|
| Acquaintance                  | <b>22.8%</b> |
| Stranger/Unknown Relationship | <b>22.8%</b> |
| Otherwise Known               | <b>20.5%</b> |
| Family Relationship           | <b>16.9%</b> |
| Intimate Relationship         | <b>9.5%</b>  |
| Friend                        | <b>7.3%</b>  |

### Sexual Assault With An Object

*Definition: To use an object or instrument (anything other than the offender's genitalia) to unlawfully penetrate the genital or anal opening of the body of another person, forcible, and/or against that person's will; or not forcible or against the person's will when the victim is incapable of giving consent.*

#### Sexual Assault w/Object

Offenses Reported **150**  
Rate per 1,000 **0.02**  
Total Arrests **11**

**54.5%** of arrestees for Sexual Assault With An Object were juveniles.

**48.0%** of Sexual Assault With An Object victims were under 18 years old.

#### Relationship of Victim to Offender

|                               |              |
|-------------------------------|--------------|
| Acquaintance                  | <b>27.6%</b> |
| Otherwise Known               | <b>21.2%</b> |
| Stranger/Unknown Relationship | <b>17.3%</b> |
| Friend                        | <b>12.2%</b> |
| Intimate Relationship         | <b>10.3%</b> |
| Family Relationship           | <b>10.3%</b> |

### Human Trafficking Offenses

*Definition: The inducement of a person to perform a commercial sex act, labor, or service, through force, fraud, or coercion. Human Trafficking can also occur if a person under 18 years of age has been induced or enticed, regardless of force, fraud, or coercion, to perform a commercial sex act.*

#### Human Trafficking Offenses

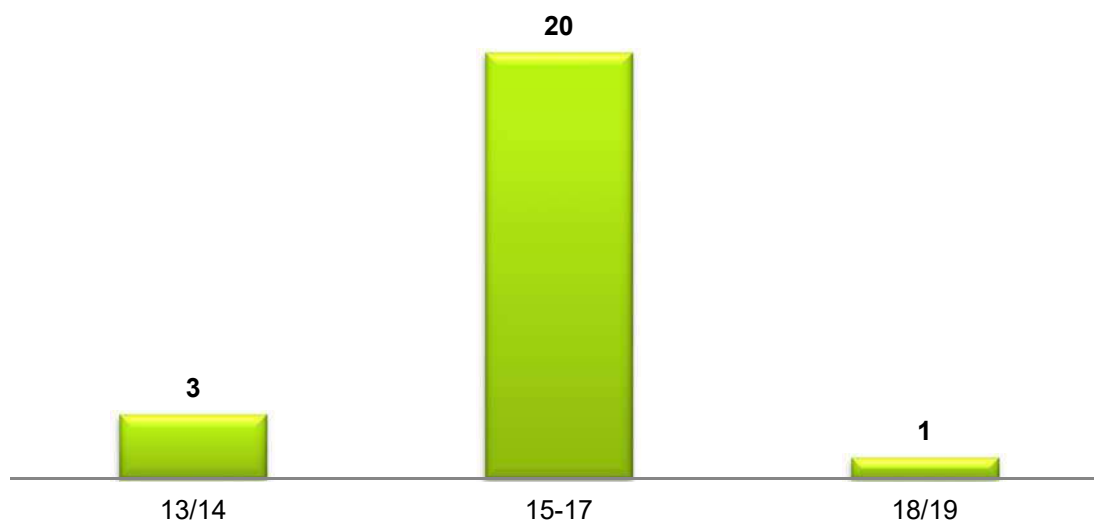
|                   |      |
|-------------------|------|
| Offenses Reported | 30   |
| Rate per 1,000    | 0.00 |
| Total Arrests     | 4    |

#### Number of Human Trafficking Offenses by Category

| <u>Classification</u> | <u>Reported</u> |
|-----------------------|-----------------|
| Commercial Sex Acts   | 29              |
| Involuntary Servitude | 1               |

These offenses are categorized under two types of criminal activity: 1) Commercial Sex Acts, which are defined as inducing a person by force, fraud, or coercion to participate in commercial sex acts, or in which a person induced to perform such act(s) has not attained 18 years of age; 2) Involuntary Servitude, which is defined as the obtaining of a person(s) through recruitment, harboring, transportation, or provision, and subjecting such persons by force, fraud, or coercion into voluntary servitude, peonage, debt bondage, or slavery (not to include commercial sex acts).

#### Victims by Age of Human Trafficking



# 2017 Washington NIBRS Crimes Against Persons

## Kidnapping/Abduction

*Definition: The unlawful seizure, transportation, and/or detention of another person against his/her will, or a minor without the consent of his/her custodial parent(s) or legal guardian.*

### Kidnapping/Abduction

Reported Offenses **1,200**  
Rate per 1,000 **0.18**  
Total Arrests **455**

Although the object of a Kidnapping may be to obtain money or property, Kidnapping is a Crime Against Persons. This offense includes not only Kidnapping and Abduction, but Hostage-Taking as well.

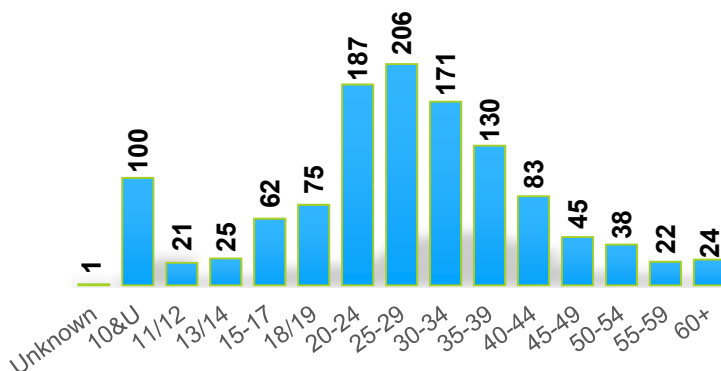
**17.5%** of Kidnapping/Abduction victims were under 18 years old.

### Kidnapping/Abduction "Top Six" Locations

|                    |              |
|--------------------|--------------|
| Residence          | <b>62.0%</b> |
| Highway/Road       | <b>16.9%</b> |
| Parking Lot        | <b>4.5%</b>  |
| Hotel/Motel        | <b>3.0%</b>  |
| Field/Woods        | <b>0.8%</b>  |
| College/University | <b>0.8%</b>  |

**62.0%** of incidents of Kidnapping/Abduction were from a residence.

### Number of Kidnapping/Abduction Victims By Age in 2017



### Relationship of Victim to Offender

|                               |              |
|-------------------------------|--------------|
| Intimate Relationship         | <b>49.3%</b> |
| Stranger/Unknown Relationship | <b>22.9%</b> |
| Acquaintance                  | <b>10.8%</b> |
| Otherwise Known               | <b>8.4%</b>  |
| Family Relationship           | <b>6.5%</b>  |
| Friend                        | <b>2.1%</b>  |

## 2017 Washington NIBRS Crimes Against Persons

### Manslaughter

*Definition: The killing of another person caused by negligence.*

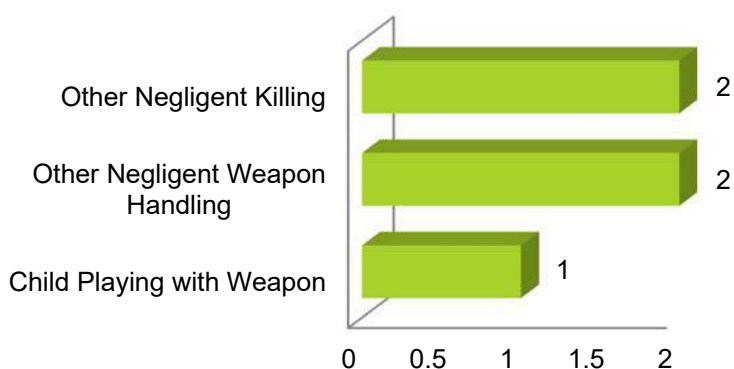
#### Manslaughter

Offenses Reported **5**  
Rate per 1,000 **0.001**  
Total Arrests **8**

**20.0%** of Manslaughter victims were under 12 years old.

This offense does not include Vehicular Manslaughter, which is defined as Traffic and reportable under "All Other Offenses".

#### Number of Offenses per Related Circumstance



### Justifiable Homicide

*Definition: The killing of a perpetrator of a serious criminal offense by a peace officer in the line of duty; or the killing, during the commission of a serious criminal offense, of the perpetrator by a private citizen.*

Justifiable Homicide is not an offense, is not considered a crime, and is not included in an agency's crime statistics.

#### % of offenders Killed by Law Enforcement or Private Citizen



# 2017 Washington NIBRS Crimes Against Persons

## Murder

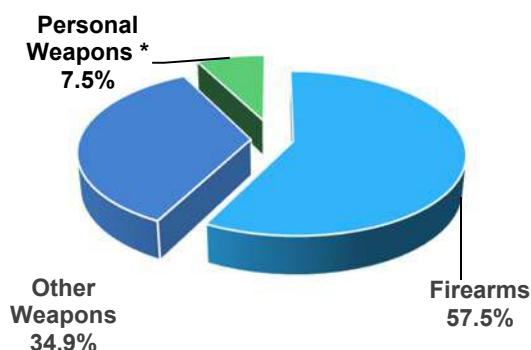
*Definition: The willful killing of one human by another.*

### Murder

Offenses Reported **202**  
Rate per 1,000 **0.03**  
Total Arrests **156**

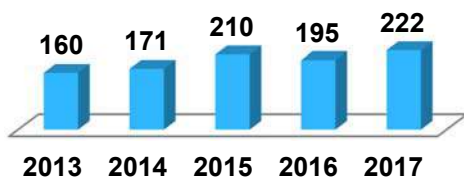
The classification of this offense is based solely on police investigation as opposed to the determination of a court, medical examiner, coroner, jury, or other judicial body. Deaths caused by negligence, suicide, accident, or justifiable homicide are not included in the offense of Murder. Attempt or Assault to Murder is classified as Aggravated Assault, not as Murder.

### Murder Incidents by Type of Weapon Used in 2017 (Up to three weapons can be reported)



\* Personal Weapons are defined as "Hands, Fists, Feet etc."

### Murder Five-Year Trend



This chart includes both NIBRS and Summary Reporting data.

### Murder Incidents "Top Five" Locations

Residence **52.5%**  
Highway/Road **24.3%**  
Parking Lot/Garage **6.9%**  
Field/Woods **2.5%**  
Elementary/Secondary School **2.0%**

### Relationship of Victim to Offender

Stranger/Unknown **44.4%**  
Acquaintance **21.1%**  
Intimate Relationship **11.3%**  
Otherwise Known **10.9%**  
Family Relationship **9.4%**  
Friend **3.0%**

**52.5%** of Murder incidents occurred at a residence.

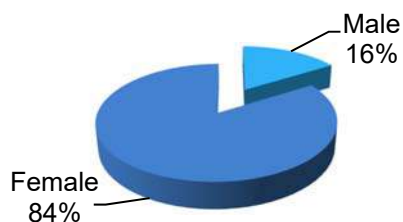
## Non-Forcible Sex Offenses

### Incest

Offenses Reported **94**  
Rate per 1,000 **0.01**  
Total Arrests **28**

**77.7%** of Incest victims are juveniles.

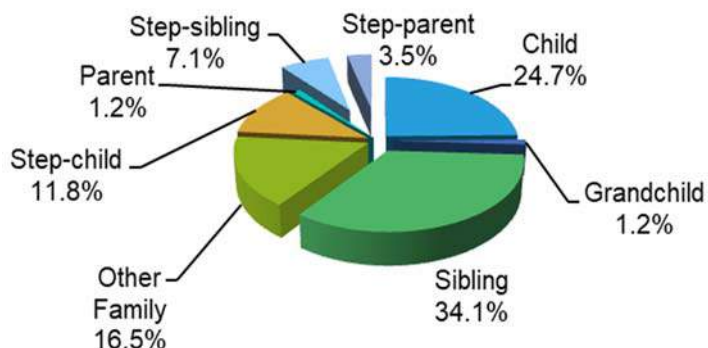
### **Incest Victims by Gender**



### **Incest**

*Definition: Non-forcible sexual intercourse with persons who are related to each other within the degrees wherein marriage is prohibited by law.*

### **% of Victims by Victim Relationship to Offender**



## Statutory Rape

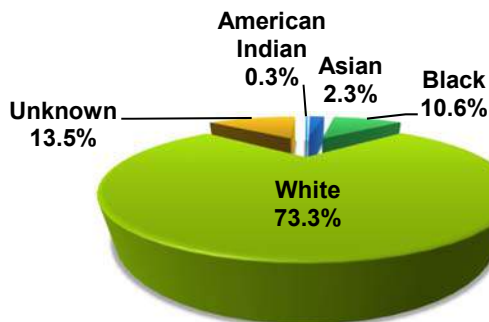
### Statutory Rape

Offenses Reported **303**  
Rate per 1,000 **0.04**  
Total Arrests **84**

**66.7%** of Statutory Rape victims are between the ages of 13 to 15 years old.

*Definition: Non-forcible sexual intercourse with a person who is under the statutory age of consent.*

### **% of Victims by Race**



# 2017 Washington NIBRS Crimes Against Persons

## Violation of No Contact or Protection Orders

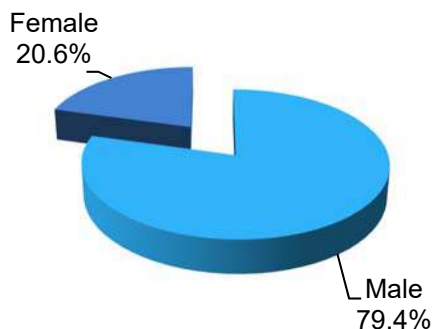
*Definition: Pursuant to Washington State statute, all incidents are related to violations of court ordered no-contact, protection, restraining, or anti-harassment order.*

### Violation of No Contact/Protection Order

Offenses Reported **15,556**  
Rate per 1,000 **2.29**  
Total Arrests **7,140**

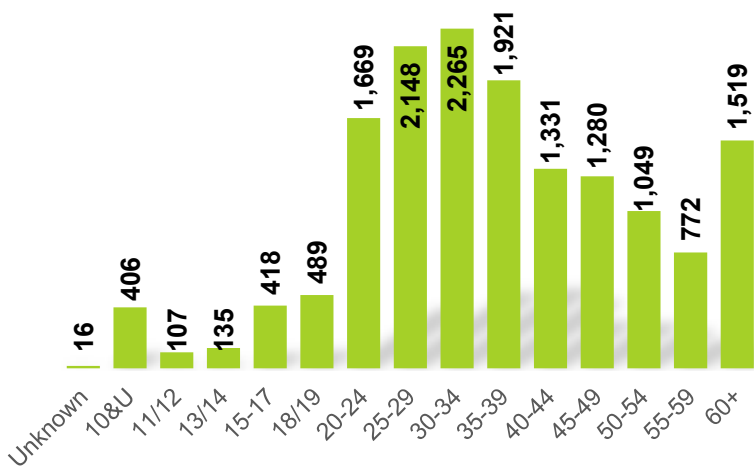
The offense of Violation of No Contact/Protection Order does not have to be domestic violence-related.

### % of Offenders of Violation of No Contact/Protection Order by Gender



**12,023** offenses of Violation of No Contact/Protection Order were domestic violence-related. This accounts for **77.3%** of the reported offenses.

### Number of Victims of Violation of No Contact/Protection Order by Age in 2017



**66.4%** of Violation of No Contact/Protection Order offenses occurred at a residence.

**13.9%** of Violation of No Contact/Protection Order victims were between ages 18 to 24 years old.

# Crimes Against Property

---

The following section provides information on Arson, Bribery, Burglary, Counterfeiting/Forgery, Destruction/Damage/Vandalism of Property, Embezzlement, Extortion/Blackmail, Fraud Offenses, Larceny-Theft Offenses, Motor Vehicle Theft, Robbery, and Stolen Property Offenses. Each offense counts as one occurrence with the exception of Motor Vehicle Theft which counts the number of vehicles stolen. These numbers are derived from National Incident-Based Reporting System (NIBRS) submissions by Washington State law enforcement agencies.

# 2017 Washington NIBRS Crimes Against Property

## Statewide Profile

The data represent each offense within a reported crime incident.

### Crimes Against Property

Offenses Reported **337,128**  
Rate per 1,000 **49.72**  
Total Arrests **40,359**

### Crimes Against Property 2017 Total Property Values

Stolen **\$412,676,725**  
Recovered **\$122,447,068**

**29.7%** of the value of  
property stolen was  
recovered.

The most frequent month of  
occurrence for Crimes Against  
Property was **May**; the least  
frequent month was **February**.

### Crimes Against Property Percentage by Category

| <u>Offenses</u>          | <u>Distribution</u> |
|--------------------------|---------------------|
| Larceny/Theft            | <b>47.6%</b>        |
| Destruction of Property  | <b>19.6%</b>        |
| Burglary                 | <b>12.1%</b>        |
| Motor Vehicle Theft      | <b>8.2%</b>         |
| Fraud Offenses           | <b>7.0%</b>         |
| Counterfeiting/Forgery   | <b>1.9%</b>         |
| Stolen Property Offenses | <b>1.7%</b>         |
| Robbery                  | <b>1.5%</b>         |
| Arson                    | <b>0.3%</b>         |
| Embezzlement             | <b>0.1%</b>         |
| Extortion/Blackmail      | <b>0.1%</b>         |
| Bribery                  | <b>&gt;0.1%</b>     |

### Top Ten Stolen Property Items

|                            |             |
|----------------------------|-------------|
| Money                      | <b>8.1%</b> |
| Purse/Handbag/Wallet       | <b>6.8%</b> |
| Automobiles                | <b>6.4%</b> |
| Tools                      | <b>5.5%</b> |
| Clothing/Furs              | <b>4.9%</b> |
| Credit/Debit Card          | <b>4.6%</b> |
| Computer Hardware/Software | <b>4.1%</b> |
| Merchandise                | <b>4.0%</b> |
| Vehicle Parts/Accessories  | <b>3.9%</b> |
| Radio/TV/Stereo            | <b>3.6%</b> |

**10.7%** of Property Crime arrestees were juveniles.

# 2017 Washington NIBRS Crimes Against Property

## Arson

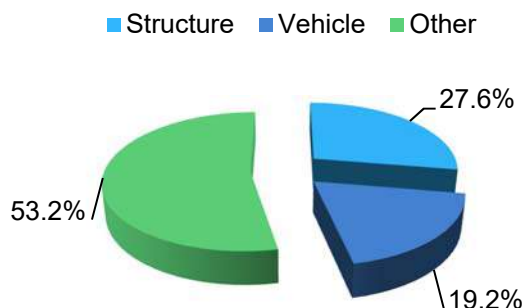
*Definition: The unlawful or intentional damage or attempt to damage any real or personal property by fire or incendiary device.*

### Arson

Offenses Reported **956**  
Rate per 1,000 **0.14**  
Total Arrests **171**

**17.5%** of Arson incidents occurred at a places of business.

### % of Arson Property Loss By Category



### Top Six Locations of Arson

| Location                   | Percent      |
|----------------------------|--------------|
| Residence                  | <b>38.5%</b> |
| Highway/Road               | <b>12.6%</b> |
| Commercial/Office Building | <b>7.2%</b>  |
| Field/Woods                | <b>5.6%</b>  |
| Government/Public Building | <b>2.5%</b>  |
| Park/Play Ground           | <b>2.5%</b>  |

A fire is classified as Arson only if determined through investigation to have been unlawfully and intentionally set. Fires of suspicious or unknown origin are not reported on crime statistics.

**26.9%** of Arson offense arrestees were juvenile.

### Value of Property Loss from Arson

|                   |                         |
|-------------------|-------------------------|
| Structures        | <b>\$10,398,495.00</b>  |
| Vehicles          | <b>\$ 895,473.00</b>    |
| Other Property    | <b>\$ 1,538,430.00</b>  |
| <b>Total Loss</b> | <b>\$ 12,832,398.00</b> |

# 2017 Washington NIBRS Crimes Against Property

## Burglary/Breaking & Entering

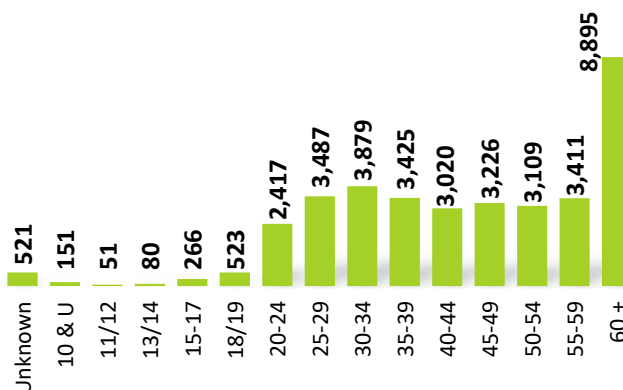
*Definition: The unlawful entry of a structure to commit a theft or felony.*

### **Burglary/Breaking & Entering**

Offenses Reported **40,694**  
Rate per 1,000 **6.00**  
Total Arrests **4,823**

**3.4%** of Burglary offenders were juvenile.

### **Number of Individual Victims of Burglary by Age in 2017**



### **Most Frequent Locations of Burglary**

| Location                   | Percent |
|----------------------------|---------|
| Residence                  | 62.5%   |
| Parking Lot/Garage         | 6.7%    |
| Commercial/Office Building | 6.2%    |
| Specialty Store            | 3.5%    |
| Rental/Storage Facility    | 2.9%    |

**21.6%** of Burglary incidents occurred at a places of business.

The offense of Burglary/Breaking & Entering in the UCR Program is counted when there is forcible entry, unlawful entry (no force), or attempted forcible entry of a structure. A vehicle is not considered a structure; therefore, Theft from a Vehicle is not included in this category.

## Counterfeiting/Forgery

*Definition: The altering, copying, or imitation of something, without authority or right, with the intent to deceive or defraud by passing the copy or thing altered or imitated as that which is original or genuine; or the selling, buying, or possession of an altered, copied, or imitated thing with the intent to deceive or defraud.*

### Counterfeiting/Forgery

Offenses Reported **6,278**  
Rate per 1,000 **0.93**  
Total Arrests **836**

The data collection objective for this offense is to identify what type of item was counterfeited or forged.

Non-negotiable items, such as checks, money orders, and traveler's checks which are not endorsed, are reported with a zero value as these documents require further action to become negotiable.

### Percentage of Type of Criminal Activity

| <u>Activity</u>           | <u>Distribution</u> |
|---------------------------|---------------------|
| Possessing/Concealing     | <b>30.7%</b>        |
| Using/Consuming           | <b>24.0%</b>        |
| Cultivating/Manufacturing | <b>17.1%</b>        |
| Buying/Receiving          | <b>14.5%</b>        |
| Distributing/Selling      | <b>9.6%</b>         |
| Operating/Promoting       | <b>2.9%</b>         |
| Transporting/Importing    | <b>1.2%</b>         |

**69.9%** of Counterfeiting/Forgery incidents occurred at a places of business.

### Most Frequent Locations of Counterfeiting/Forgery

| <u>Location</u>     | <u>Percent</u> |
|---------------------|----------------|
| Bank                | <b>25.5%</b>   |
| Residence           | <b>13.0%</b>   |
| Restaurant          | <b>7.2%</b>    |
| Specialty Store     | <b>6.9%</b>    |
| Grocery/Supermarket | <b>6.3%</b>    |

A **\$650,087** loss was reported on counterfeit money.

**1.3%** of Counterfeiting/Forgery arrestees were juveniles.

## 2017 Washington NIBRS Crimes Against Property

### Destruction, Damage, or Vandalism of Property

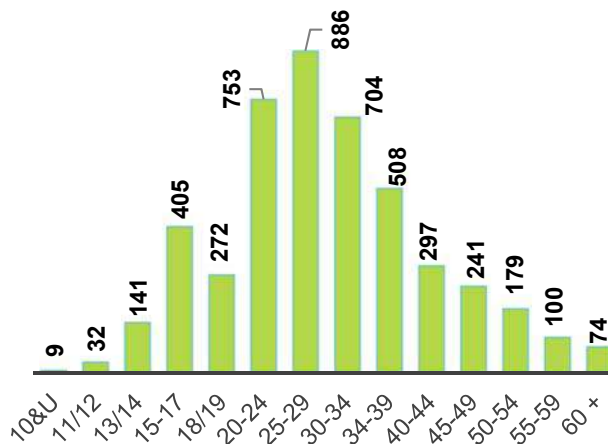
*Definition: To willfully or maliciously destroy, damage, deface, or otherwise injure real or personal property without the consent of the owner or the person having custody or control of it.*

#### **Destruction of Property**

Offenses Reported **66,030**  
Rate per 1,000 **9.74**  
Total Arrests **5,239**

**16.2%** of arrestees  
for Destruction of  
Property were  
juveniles.

**Number of Destruction of Property  
Offenders by Age in 2017**



#### **Value of Property Loss from Destruction of Property/Vandalism**

**Structure Loss Total: \$ 4,541,594**  
Residential \$ 1,785,549  
Business \$ 1,468,980  
Public/Community \$ 403,102  
Other \$ 883,963

**Vehicle Property Loss: \$32,504,413**

**Other Property Loss: \$15,358,929**

**Total Property Loss: \$52,404,936**

This offense is reported by an agency  
when it deems substantial damage has  
occurred to the property.

#### **Most Frequent Locations of Destruction of Property**

| <u>Location</u>            | <u>Percent</u> |
|----------------------------|----------------|
| Residence                  | <b>36.6%</b>   |
| Parking Lot                | <b>16.2%</b>   |
| Highway/Road               | <b>15.1%</b>   |
| Commercial/Office Building | <b>4.0%</b>    |
| Specialty Store            | <b>3.7%</b>    |

### Embezzlement

*Definition: The unlawful misappropriation by an offender to his/her own use or purpose of money, property, or some other thing of value entrusted in his/her care, custody, or control.*

#### **Embezzlement**

|                   |             |
|-------------------|-------------|
| Offenses Reported | <b>449</b>  |
| Rate per 1,000    | <b>0.07</b> |
| Total Arrests     | <b>49</b>   |

---

### Extortion/Blackmail

*Definition: Unlawfully obtain money, property, or any other thing of value, either tangible or intangible, through the use or threat of force, misuse of authority, threat of criminal prosecution, threat of destruction of reputation or social standing, or through other coercive means.*

#### **Extortion/Blackmail**

|                   |             |
|-------------------|-------------|
| Offenses Reported | <b>413</b>  |
| Rate per 1,000    | <b>0.06</b> |
| Total Arrests     | <b>25</b>   |

---

### Bribery

*Definition: The offering, giving, receiving, or soliciting of anything of value to sway the judgment or action of a person in position of trust or influence.*

#### **Bribery**

|                   |             |
|-------------------|-------------|
| Offenses Reported | <b>8</b>    |
| Rate per 1,000    | <b>0.00</b> |
| Total Arrests     | <b>3</b>    |

# 2017 Washington NIBRS Crimes Against Property

## Fraud Offenses

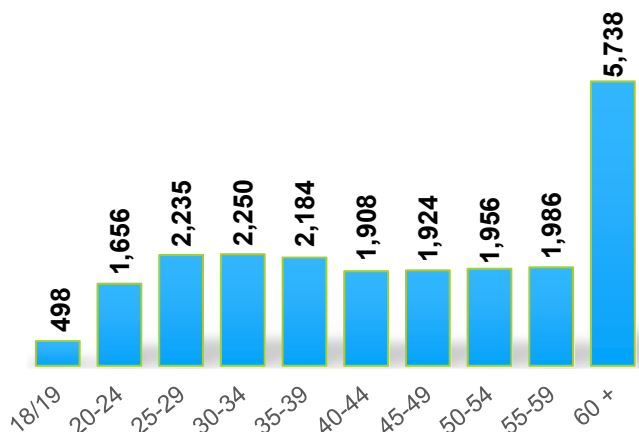
*Definition: The intentional perversion of the truth for the purpose of inducing another person or other entity in reliance upon it to part with something of value or surrender a legal right.*

### Fraud Offenses

Offenses Reported **23,473**  
Rate Per 1,000 **3.46**  
Total Arrests **957**

Fraud offenses include pyramid schemes, impersonating a police officer, and the use of electronic devices to intentionally deceive another in order to obtain personal gain.

### Number of Adult Fraud Victims by Age in 2017



**38.0%** of Fraud incidents occurred at a places of business.

### Most Frequent Locations Of Fraud Offenses

| Location         | Percent      |
|------------------|--------------|
| Residence        | <b>30.7%</b> |
| Bank             | <b>9.8%</b>  |
| Department Store | <b>6.6%</b>  |
| Cyberspace       | <b>5.7%</b>  |
| Specialty Store  | <b>4.2%</b>  |

### “Top Five” Types of Property Obtained

|                      |              |
|----------------------|--------------|
| Money                | <b>23.7%</b> |
| Identity-Intangible  | <b>15.4%</b> |
| Credit/Debit Cards   | <b>14.2%</b> |
| Identity Documents   | <b>4.6%</b>  |
| Purse/Handbag/Wallet | <b>3.8%</b>  |

### Number of Fraud Offenses By Category

| Classification            | # Reported   | Distribution |
|---------------------------|--------------|--------------|
| Swindle/Con Games         | <b>7,035</b> | <b>30.0%</b> |
| Impersonation             | <b>5,813</b> | <b>24.8%</b> |
| Credit Card/ATM           | <b>5,802</b> | <b>24.7%</b> |
| Identity Theft            | <b>4,228</b> | <b>18.0%</b> |
| Wire Fraud                | <b>462</b>   | <b>2.0%</b>  |
| Hacking/Computer Invasion | <b>135</b>   | <b>0.6%</b>  |
| Welfare Fraud             | <b>9</b>     | <b>0.1%</b>  |

**2.7%** of Fraud arrestees were juveniles.

### Larceny - Theft Offenses

*Definition: The unlawful taking, carrying, leading, or riding away of property from the possession of another.*

#### Larceny-Theft Offenses

Offenses Reported **160,463**  
Rate per 1,000 **23.67**  
Total Arrests **21,319**

#### Most Frequent Locations of Larceny-Theft Offenses

| <u>Location</u>    | <u>Percent</u> |
|--------------------|----------------|
| Residence          | <b>29.8%</b>   |
| Parking Lot/Garage | <b>15.1%</b>   |
| Highway/Road       | <b>12.1%</b>   |
| Department Store   | <b>9.2%</b>    |
| Grocery Store      | <b>6.0%</b>    |

**9.8%** of Larceny-Theft  
offenders were  
juveniles.

**32.6%** of Larceny-Theft incidents  
occurred at a places of business.

#### Larceny-Theft Offense Category Distribution

| <u>Classification</u>           | <u># Reported</u> | <u>Distribution</u> |
|---------------------------------|-------------------|---------------------|
| All Other Larceny-Theft         | <b>60,939</b>     | <b>38.0%</b>        |
| From Motor Vehicle              | <b>49,363</b>     | <b>30.8%</b>        |
| Shoplifting                     | <b>29,383</b>     | <b>18.3%</b>        |
| From Building                   | <b>12,469</b>     | <b>7.8%</b>         |
| Motor Vehicle Parts/Accessories | <b>7,036</b>      | <b>4.4%</b>         |
| Purse Snatching                 | <b>703</b>        | <b>0.4%</b>         |
| Pocket Picking                  | <b>445</b>        | <b>0.3%</b>         |
| From Coin-Operated Machines     | <b>132</b>        | <b>0.1%</b>         |

# 2017 Washington NIBRS Crimes Against Property

## Motor Vehicle Theft

*Definition: The theft or attempted theft of a self-propelled vehicle that runs on land surface and not on rails.*

### Motor Vehicle Theft

|                           |               |
|---------------------------|---------------|
| Number of Stolen Vehicles | <b>27,571</b> |
| Rate per 1,000            | <b>4.07</b>   |
| Total Arrests             | <b>1,586</b>  |

### Motor Vehicle Theft Category

| <u>Type of Vehicle</u> | <u>Distribution</u> |
|------------------------|---------------------|
| Automobiles            | <b>86.4%</b>        |
| Trucks                 | <b>7.7%</b>         |
| Other Motor Vehicles   | <b>5.2%</b>         |
| Recreational Vehicles  | <b>0.6%</b>         |
| Buses                  | <b>0.1%</b>         |

A motor vehicle is defined for UCR purposes as a self-propelled vehicle with a purpose to transport persons. Motorcycles, scooters, snowmobiles, golf carts, etc. are categorized under "other motor vehicles". Recreational vehicles are specifically designed to transport people and also provide them temporary lodging for recreational purpose. Tractors, farm and industrial equipment, and lawn mowers are not considered "motor vehicles," as their main purpose is not to transport persons. Motor Vehicle Theft includes the offense of "Joy Riding."

**7.0%** of Motor Vehicle Thefts occurred at a places of business.

Estimated amount stolen: **\$136,170,689.00**; amount recovered: **\$90,632,104.00**.

Average estimated loss per vehicle amounted to **\$4,938.91**.

### Most Frequent Location of Motor Vehicle Thefts

| <u>Location</u>            | <u>Percent</u> |
|----------------------------|----------------|
| Residence                  | <b>33.5%</b>   |
| Parking Lot/Garage         | <b>29.6%</b>   |
| Highway/Street             | <b>25.1%</b>   |
| Commercial/Office Building | <b>1.3%</b>    |
| Hotel/Motel                | <b>0.9%</b>    |

**11.7%** of Motor Vehicle Theft offense arrestees were juveniles.

# 2017 Washington NIBRS Crimes Against Property

## Robbery

*Definition: The taking, or attempting to take, anything of value under confrontational circumstances from the control, custody, or care of another person by force or threat of force or by putting the victim in fear of immediate harm.*

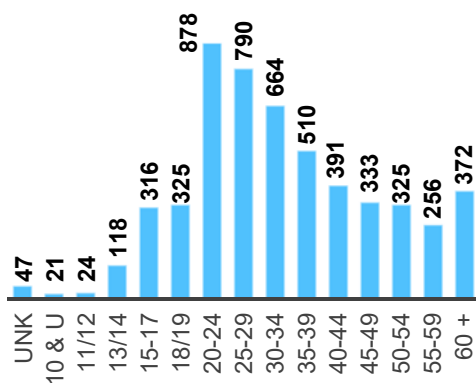
### Robbery

Offenses reported **5,002**  
Rate per 1,000 **0.74**  
Total Arrests **1,884**

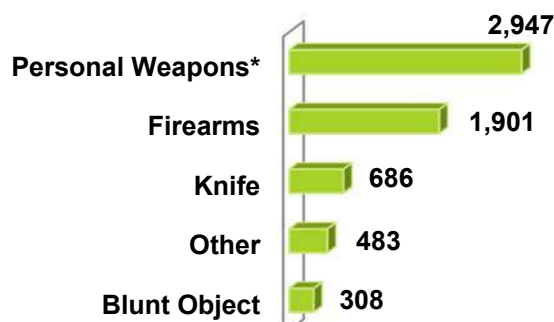
Robbery is a violent confrontation between an offender and a victim; however, it is classified as a Crime Against Property because the primary reason for committing the offense is to take something of value.

### Number of Robbery Victims by

#### Age in 2017



### Number of Robbery Incidents by Type of Weapon Used in 2017



\* Personal Weapons are defined as "Hands, Fists, Feet etc."

**15.6%** of Robbery offenders were juveniles.

**47.2%** of Robbery offenses occurred at places of business.

**31.1%** of individual victims of Robbery were between the ages of 20 and 29.

### Most Frequent Locations of Robbery

| Location            | Percent      |
|---------------------|--------------|
| Highway/Road        | <b>24.2%</b> |
| Residence           | <b>11.2%</b> |
| Parking Lot/Garage  | <b>9.7%</b>  |
| Grocery/Supermarket | <b>9.3%</b>  |
| Department Store    | <b>8.6%</b>  |

## 2017 Washington NIBRS Crimes Against Property

### Stolen Property Offenses

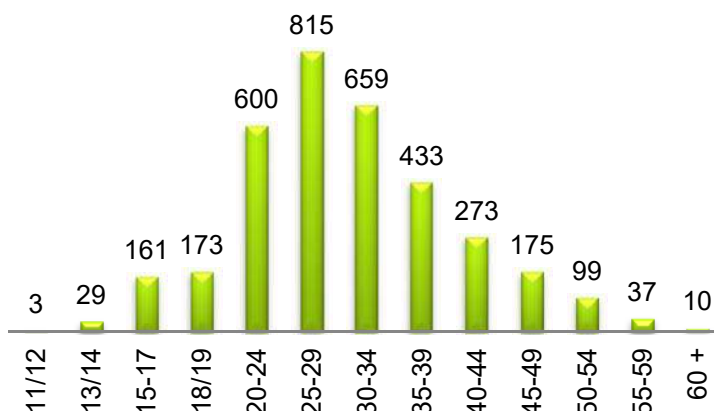
*Definition: Receiving, buying, selling, possessing, concealing, or transporting any property with the knowledge that it has been unlawfully taken, as by Burglary, Embezzlement, Fraud, Larceny, Robbery, etc.*

#### **Stolen Property**

Offenses Reported **5,791**  
Rate per 1,000 **0.85**  
Total Arrests **3,467**

**5.6%** of Stolen  
Property arrestees  
were juveniles.

#### **Number of Stolen Property Arrestees By Age in 2017**



#### **Percentage of Type of Criminal Activity**

| Activity                             | Distribution |
|--------------------------------------|--------------|
| Possessing/Concealing                | 80.6%        |
| Distributing/Selling                 | 8.9%         |
| Buying/Receiving                     | 3.7%         |
| Using/Consuming                      | 3.7 %        |
| Operating/Promoting                  | 1.8%         |
| Transporting/Importing               | 1.3%         |
| Cultivating/Manufacturing/Publishing | 0.1%         |

# Crimes Against Society

---

The following section provides information on Animal Cruelty, Drug/Narcotic Offenses, Gambling Offenses, Pornography/Obscene Material, Prostitution Offenses, and Weapon Law Violations. Each offense counts as one occurrence. These numbers are derived from National Incident-Based Reporting System (NIBRS) submissions by Washington State law enforcement agencies.

## Statewide Profile

The data represent each offense within a reported crime incident.

### Crimes Against Society

Offenses Reported **34,303**  
Rate per 1,000 **5.06**  
Total Arrests **17,331**

“Crimes Against Society” represent society’s prohibition against engaging in certain types of activity. For reporting purposes under the UCR/NIBRS rules and guidelines, all victims of Crimes Against Society are classified as “society”. Individual data on persons directly and/or indirectly affected by a Crime Against Society, such as Pornography, is not collected.

The most frequent month of crime occurrence for a Crime Against Society was **August**; the least frequent month was **February**.

### Percentage of Type of Criminal Activity

| <u>Activity</u>               | <u>Distribution</u> |
|-------------------------------|---------------------|
| Possessing/Concealing         | <b>78.5%</b>        |
| Using/Consuming               | <b>9.9%</b>         |
| Distributing/Selling          | <b>6.3%</b>         |
| Buying/Receiving              | <b>2.2%</b>         |
| Operating/Promoting           | <b>0.8%</b>         |
| Cultivation/Manufacturing     | <b>0.7%</b>         |
| Transporting/Importing        | <b>0.7%</b>         |
| Exploiting Children           | <b>0.5%</b>         |
| Simple/Gross Neglect          | <b>0.3%</b>         |
| Intentional Abuse and Torture | <b>0.2%</b>         |
| Animal Sexual Abuse           | <b>0.0%</b>         |
| Organized Abuse               | <b>0.0%</b>         |

### Crimes Against Society “Top Five” Locations

Highway/Road **34.2%**  
Residence **16.4%**  
Parking Lot/Garage **13.2%**  
Department/Discount Store **3.6%**  
Hotel/Motel **3.3%**

**46.9%** of Crimes Against Society incidents indicated the suspect(s) used alcohol and/or drugs during commission of crime.

### Animal Cruelty

*Definition: Intentionally, knowingly, or recklessly taking an action that mistreats or kills any animal without just cause.*

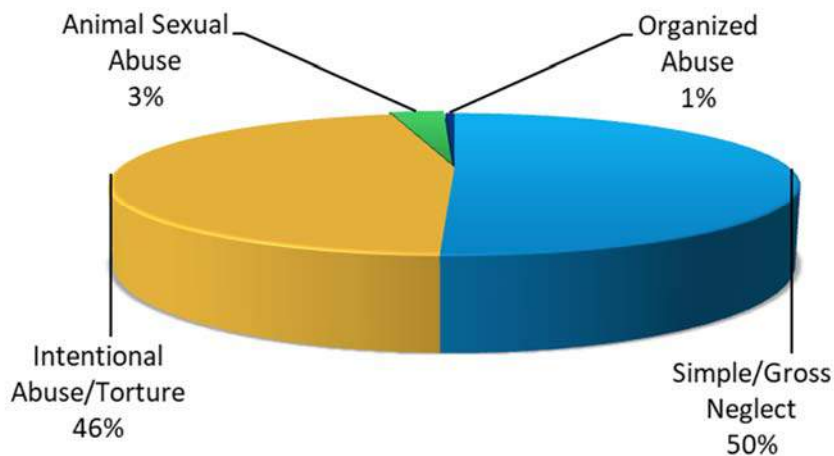
#### Animal Cruelty

|                   |      |
|-------------------|------|
| Offenses Reported | 187  |
| Rate per 1,000    | 0.03 |
| Total Arrests     | 38   |

#### Animal Cruelty “Top Five” Locations

|                    |       |
|--------------------|-------|
| Residence/Home     | 59.9% |
| Highway/Road/Alley | 12.3% |
| Field/Woods        | 7.5%  |
| Parking Lot/Garage | 5.4%  |
| Farm Facility      | 2.1%  |

#### Percent of Type of Criminal Activity



Animal Cruelty includes torturing, tormenting, mutilation, maiming, poisoning, or abandonment. Included are instances of duty to provide care, e.g., shelter, food, water, care if sick or injured; transporting or confining an animal in a manner likely to cause injury or death; causing an animal to fight with another; inflicting excessive or repeated unnecessary pain or suffering, e.g., uses objects to beat or torture an animal. This definition does not include proper maintenance of animals for show or sport; use of animals for food, lawful hunting, fishing, or trapping.

### Drug Equipment Violations

*Definition: The unlawful manufacture, sale, purchase, possession, or transportation of equipment or devices utilized in preparing and/or using drugs or narcotics.*

#### Drug Equipment Violations

Offenses Reported **8,195**  
Rate per 1,000 **1.21**  
Total Arrests **2,764**

This offense includes the operation of “meth labs”.  
Seized materials used to produce any illegal controlled substance are classified under Drug Equipment Violations.

**2.8%** of Drug Equipment arrestees were juvenile.

#### **Percentage of Type of Criminal Activity**

| <u>Activity</u>           | <u>Distribution</u> |
|---------------------------|---------------------|
| Possessing/Concealing     | <b>86.5%</b>        |
| Using/Consuming           | <b>11.0%</b>        |
| Buying/Receiving          | <b>1.1%</b>         |
| Distributing/Selling      | <b>0.7%</b>         |
| Transporting/Importing    | <b>0.5%</b>         |
| Cultivating/Manufacturing | <b>0.1%</b>         |
| Operating/Promoting       | <b>0.1%</b>         |

#### **2017 Estimated Value of Drug Equipment Seized:**

**\$104,785.00**

**62.4%** of Drug Equipment incidents indicated suspect(s) used alcohol and/or drugs during commission of crime.

### Gambling Offenses

*Definition: To unlawfully bet or wager money or something else of value; assist, promote, or operate a game of chance for money or some other stakes; possess or transmit wagering information; manufacture, sell, purchase, possess, or transport gambling equipment, devices, or goods; or tamper with the outcome of a sporting event or contest to gain a gambling advantage.*

#### Gambling Offenses

Offenses Reported **7**  
Rate per 1,000 **0.00**  
Total Arrests **1**

#### **Number of Gambling Offenses by Category**

| <u>Classification</u>         | <u>Reported</u> |
|-------------------------------|-----------------|
| Betting/Wagering              | <b>5</b>        |
| Operating/Promoting/Assisting | <b>2</b>        |

## Drug/Narcotic Violations

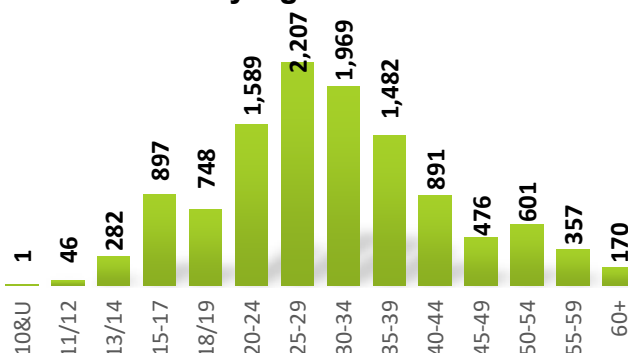
*Definition: The unlawful cultivation, manufacture, distribution, sale, purchase, use, possession, transportation, or importation of any controlled drug or narcotic substance.*

### Drug/Narcotic Violations

Offenses Reported **18,951**  
Rate per 1,000 **2.80**  
Total Arrests **11,986**

**53.3%** of Drug/Narcotic Violation incidents indicated suspect(s) used alcohol and/or drugs during commission of crime.

### Number of Drug/Narcotic Arrestees By Age in 2017



**10.2%** of Drug/Narcotic Violation arrestees were juveniles.

### Number of Drug/Narcotic Offenses by Drug Type

| <u>Drug</u>                   | <u># of Offenses</u> |
|-------------------------------|----------------------|
| Amphetamines/Methamphetamines | 6,108                |
| Heroin                        | 4,731                |
| Marijuana                     | 2,571                |
| Other Drugs                   | 572                  |
| Cocaine                       | 506                  |
| Other Narcotics               | 473                  |
| Crack                         | 391                  |
| Unknown Drug Type             | 416                  |
| Other Depressants             | 89                   |
| Other Hallucinogens           | 56                   |
| Opium                         | 39                   |
| Other Stimulants              | 36                   |
| Hashish                       | 27                   |
| LSD                           | 24                   |
| Barbiturates                  | 23                   |
| Morphine                      | 21                   |
| PCP                           | 4                    |

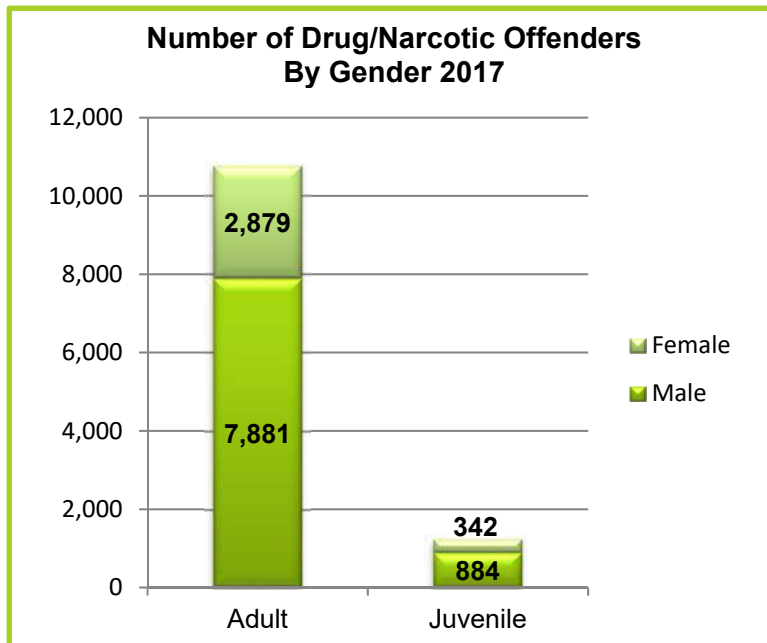
**19.5%** of adult Drug/Narcotic arrests were between 18 and 24 years of age.

### Percentage of Type of Criminal Activity

| <u>Activity</u>           | <u>Distribution</u> |
|---------------------------|---------------------|
| Possessing/Concealing     | <b>75.7%</b>        |
| Using/Consuming           | <b>9.9%</b>         |
| Distributing/Selling      | <b>9.7%</b>         |
| Buying/Receiving          | <b>3.0%</b>         |
| Cultivating/Manufacturing | <b>0.9%</b>         |
| Transporting/Importing    | <b>0.7%</b>         |
| Operating/Promoting       | <b>0.2%</b>         |
| Exploiting Children       | <b>0.0%</b>         |

## Drug/Narcotic Violations

Continued



## Drugs Seized in Washington

| Type of Drug                    | 2017 Measurements   |
|---------------------------------|---|
| Amphetamines & Methamphetamines | 77.5 Kilograms; 30.9 Liters; 1,648 Dosage Units                     |
| Barbiturates                    | 10.0 Grams; 221.5 Dosage Units                                      |
| Cocaine                         | 6.56 Kilograms; 36 Dosage Units                                     |
| Crack Cocaine                   | 1.68 Kilograms; 13 Dosage Units                                     |
| Hashish                         | 655.0 Grams; 62 Dosage Units  |
| Heroin                          | 55.5 Kilograms; 73.4 Liters; 1,079 Dosage Units                     |
| LSD                             | 13.0 Grams; 109 Dosage Units  |
| Marijuana                       | 10,347.4 Kilograms; 247.0 Liters; 1,655 Dosage Units; 21,407 Plants |
| Morphine                        | 38.0 Grams; 114 Dosage Units  |
| Opium                           | 56.0 Grams; 1.0 Fluid Ounces; 236 Dosage Units                      |
| Other Depressants               | 138.0 Grams; 1,924 Dosage Units                                     |
| Other Drugs                     | 6.4 Kilograms; 1.3 Fluid Ounces; 9,395.8 Dosage Units               |
| Other Hallucinogens             | 1 Kilogram; 183 Dosage Units  |
| Other Narcotics                 | 1.9 Kilograms; 1.1 Liters; 6318 Dosage Units                        |
| Other Stimulants                | 35.0 Grams; 234.3 Dosage Units                                      |
| PSP                             | 15.0 Grams; 1 Dosage Unit   |
| Unknown Drug Type               | 7.0 Kilograms; 1,192.7 Dosage Units; 1.0 Fluid Ounces               |

## Pornography/Obscene Material

*Definition: The violation of laws or ordinances prohibiting the manufacturing, publishing, sale, purchase, or possession of sexually explicit material, i.e., literature, photographs, etc.*

### Pornography/Obscene Material

|                   |             |
|-------------------|-------------|
| Offenses Reported | <b>525</b>  |
| Rate per 1,000    | <b>0.08</b> |
| Total Arrests     | <b>90</b>   |

### Percentage of Type of Criminal Activity

| <u>Activity</u>           | <u>Distribution</u> |
|---------------------------|---------------------|
| Possessing/Concealing     | <b>42.7%</b>        |
| Exploiting Children       | <b>26.0%</b>        |
| Distributing/Selling      | <b>17.1%</b>        |
| Cultivating/Manufacturing | <b>7.1%</b>         |
| Transporting/Transmitting | <b>2.9%</b>         |
| Operating/Promoting       | <b>1.6%</b>         |
| Using/Consuming           | <b>1.5%</b>         |
| Buying/Receiving          | <b>1.1%</b>         |

### "Top Five" Locations of Activity

|                             |              |
|-----------------------------|--------------|
| Residence                   | <b>61.7%</b> |
| Cyberspace                  | <b>8.4%</b>  |
| School-College/University   | <b>6.3%</b>  |
| School-Elementary/Secondary | <b>4.4%</b>  |
| Highway/Road/Alley          | <b>1.0%</b>  |

In **23.6%** of Pornography/Obscene Material incidents, the offender was suspected of using a computer to facilitate the crime.

## Prostitution Offense

*Definition: To unlawfully engage in or promote sexual activities for profit.*

### Prostitution Offenses

|                   |             |
|-------------------|-------------|
| Offenses Reported | <b>920</b>  |
| Rate per 1,000    | <b>0.14</b> |
| Total Arrests     | <b>658</b>  |

### Number of Prostitution Offenses by Category

| <u>Classification</u> | <u>Reported</u> |
|-----------------------|-----------------|
| Prostitution          | <b>603</b>      |
| Assisting/Promoting   | <b>202</b>      |
| Purchasing            | <b>115</b>      |

These offenses are categorized under three types of criminal activity: 1) Prostitution, which is to unlawfully engage in sexual relations for profit; 2) Assisting/Promoting Prostitution, defined as soliciting customers or transporting persons for prostitution purposes; to own, manage, or operate a dwelling or other establishment for the purpose of providing a place where prostitution is performed; or to otherwise assist or promote prostitution; 3) Purchasing Prostitution, which is to purchase or trade anything of value for commercial sex acts.

## Weapon Law Violations

*Definition: The violation of laws or ordinances prohibiting the manufacturing, sale, purchase, transportation, possession, concealment, or use of firearms, cutting instruments, explosives, incendiary devices, or other deadly weapons.*

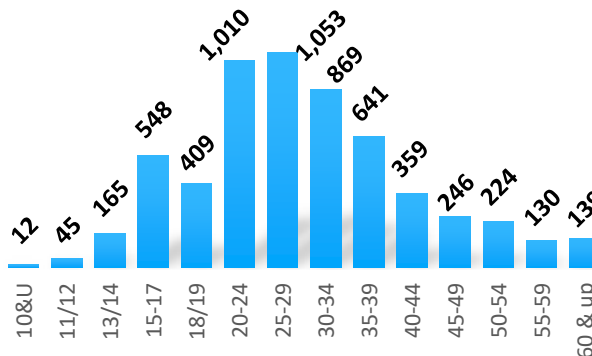
### Weapon Law Violations

Offenses Reported **5,518**  
Rate per 1,000 **0.81**  
Total Arrests **1,794**

### Weapon Law Violations "Top Five" Locations

Highway/Road/Alley **33.6%**  
Residence **26.0%**  
Parking Lot/Garage **9.6%**  
Air/Bus/Train Terminal **5.4%**  
School-Elementary /  
Secondary **3.1%**

### Number of Weapon Law Offenders By Age in 2017



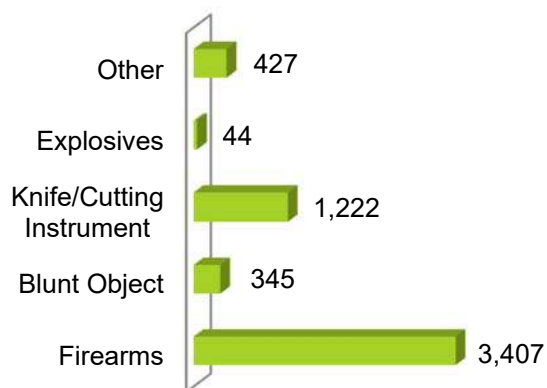
**65.3%** of weapons identified in Weapon Law Violations were firearms, of which **5.7%** were reported as automatic.

### Percentage of Type of Criminal Activity

| Activity                  | Distribution |
|---------------------------|--------------|
| Possessing/Concealing     | <b>83.0%</b> |
| Using/Consuming           | <b>9.7%</b>  |
| Operating/Promoting       | <b>4.3%</b>  |
| Buying/Receiving          | <b>1.3%</b>  |
| Distributing/Selling      | <b>0.8%</b>  |
| Transporting/Importing    | <b>0.6%</b>  |
| Cultivating/Manufacturing | <b>0.1%</b>  |

**12.5%** of Weapon Law Violation arrestees were juveniles.

### Number of Weapon Law Violations by Type of Weapon



# Statewide Arrests

---

Data in this section represent the number of persons arrested, not the number of arrest offenses or charges filed. The following tables depict counts for offenses in which an individual has been taken into custody, cited, or summoned to appear in court. In some instances, an arrest may be counted when a juvenile is taken into custody but released without being charged. These numbers are derived from monthly National Incident-Based Reporting System (NIBRS) submissions by Washington State law enforcement agencies.

## Statewide Arrests

### Total Arrests

Reported Arrests **173,913**

Rate per 1,000 **25.7**

The term "arrest" is defined as a physical arrest, citation, or served summons. This data represents the number of persons arrested, not on charges filed; therefore, each reporting jurisdiction submits one set of arrest data for each person per single apprehension. One set of arrest data will clear a single or multiple offenses in the same incident and/or multiple incidents.

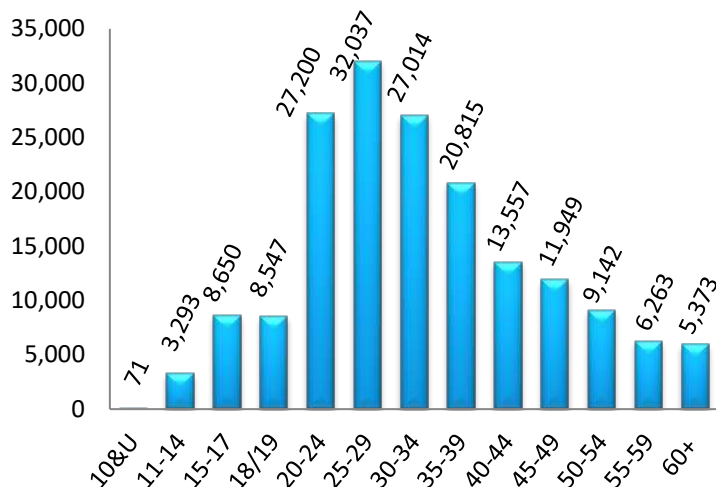
Arrests on warrants issued by another jurisdiction are reported by the originating agency, not the arresting agency.

All persons arrested for the commission of a Group "A" or Group "B" crime are included in this count. A Group "B" crime, which is only reported on the arrest level, encompasses offenses which are not under the Group "A" category. Excluded from this count are any traffic-related arrests, with the exception of DUI, Hit and Run (of a person), and Vehicular Manslaughter.

**14.6%** of arrests were DUI.

**20.6%** of total arrestees were between 18 and 24 years of age.

### Total Number of Arrests by Age in 2017



**96.0%** of all arrestees were unarmed.

When apprehended, **32.7%** of the weapons in arrestees' possession were firearms; **8.0%** were reported as automatic.

### Totals of Types of Arrest

**64,596** On-View (Without Warrant)

**57,624** Taken into Custody  
(Based on a Warrant)

**51,693** Cited or Summoned to Court

## 2017 Washington NIBRS Arrest Data

### Arrests by Percentage

| Offenses                      | Total Arrests in 2017 | Percent Adult Arrests | Percent Juve. Arrests | Rate per 1,000* |
|-------------------------------|-----------------------|-----------------------|-----------------------|-----------------|
| Murder                        | 156                   | 87.8%                 | 12.2%                 | 0.02            |
| Manslaughter                  | 8                     | 62.5%                 | 37.5%                 | 0.00            |
| Rape                          | 485                   | 84.3%                 | 15.7%                 | 0.07            |
| Sodomy                        | 24                    | 83.3%                 | 16.7%                 | 0.00            |
| Sexual Assault with Object    | 11                    | 45.5%                 | 54.5%                 | 0.00            |
| Fondling                      | 400                   | 80.0%                 | 20.0%                 | 0.06            |
| Aggravated Assault            | 5,904                 | 92.1%                 | 7.9%                  | 0.87            |
| Simple Assault                | 23,669                | 88.4%                 | 11.6%                 | 3.49            |
| Intimidation                  | 1,811                 | 88.1%                 | 11.9%                 | 0.27            |
| Kidnapping                    | 455                   | 96.0%                 | 4.0%                  | 0.07            |
| Incest                        | 28                    | 60.7%                 | 39.3%                 | 0.00            |
| Statutory Rape                | 84                    | 86.9%                 | 13.1%                 | 0.01            |
| Human Trafficking Offenses    | 4                     | 100.0%                | 0.0%                  | 0.00            |
| Viol No Contact/Protect Order | 7,140                 | 99.4%                 | 0.6%                  | 1.05            |
| Robbery                       | 1,884                 | 82.1%                 | 17.9%                 | 0.28            |
| Burglary                      | 4,823                 | 90.1%                 | 9.9%                  | 0.71            |
| Larceny/Theft Offenses        | 21,319                | 89.8%                 | 10.2%                 | 3.14            |
| Motor Vehicle Theft           | 1,586                 | 88.3%                 | 11.7%                 | 0.23            |
| Arson                         | 171                   | 73.1%                 | 26.9%                 | 0.03            |
| Destruction of Property       | 5,239                 | 83.8%                 | 16.2%                 | 0.77            |
| Counterfeiting/Forgery        | 836                   | 98.7%                 | 1.3%                  | 0.12            |
| Fraud Offenses                | 957                   | 97.3%                 | 2.7%                  | 0.14            |
| Embezzlement                  | 49                    | 98.0%                 | 2.0%                  | 0.01            |
| Extortion/Blackmail           | 25                    | 72.0%                 | 28.0%                 | 0.00            |
| Bribery                       | 3                     | 66.7%                 | 33.3%                 | 0.00            |
| Stolen Property Offenses      | 3,467                 | 94.4%                 | 5.6%                  | 0.51            |
| Animal Cruelty                | 38                    | 94.7%                 | 5.3%                  | 0.01            |
| Drug/Narcotic Violations      | 11,986                | 89.8%                 | 10.2%                 | 1.77            |
| Drug Equipment Violations     | 2,764                 | 97.2%                 | 2.8%                  | 0.41            |
| Gambling Offenses             | 1                     | 100.0%                | 0.0%                  | 0.00            |
| Pornography/Obscene Material  | 90                    | 53.3%                 | 46.7%                 | 0.01            |
| Prostitution Offenses         | 658                   | 98.9%                 | 1.1%                  | 0.10            |
| Weapon Law Violations         | 1,794                 | 87.5%                 | 12.5%                 | 0.26            |
| Bad Checks                    | 86                    | 97.7%                 | 2.3%                  | 0.01            |
| Curfew/Vagrancy               | 126                   | 100.0%                | 0.0%                  | 0.02            |
| Disorderly Conduct            | 2,388                 | 92.2%                 | 7.8%                  | 0.35            |
| Drunkenness                   | 48                    | 81.3%                 | 18.8%                 | 0.01            |
| DUI                           | 25,400                | 99.4%                 | 0.6%                  | 3.75            |
| Family Offenses               | 415                   | 98.6%                 | 1.4%                  | 0.06            |
| Liquor Law Violations         | 2,050                 | 66.7%                 | 33.3%                 | 0.30            |
| Peeping Tom                   | 31                    | 93.5%                 | 6.5%                  | 0.00            |
| Trespass                      | 8,188                 | 96.0%                 | 4.0%                  | 1.21            |
| All Other Offenses            | 37,310                | 97.2%                 | 2.8%                  | 5.50            |
| <b>Total Arrests</b>          | <b>173,911</b>        | <b>93.1%</b>          | <b>6.9%</b>           | <b>25.6</b>     |

## 2017 Washington NIBRS Arrest Data

### Weapons in Possession of Arrestees

| Arrested For:                 | Handgun      | Rifle      | Shotgun    | Other<br>Firearm | Unk.<br>Firearm | Knife        | Club         | Total        |
|-------------------------------|--------------|------------|------------|------------------|-----------------|--------------|--------------|--------------|
| Murder                        | 26           | 3          | 2          | 1                | 8               | 14           | 3            | 57           |
| Manslaughter                  | 1            | 1          | 1          | 0                | 0               | 0            | 0            | 3            |
| Rape                          | 4            | 0          | 0          | 1                | 0               | 4            | 2            | 11           |
| Sodomy                        | 0            | 0          | 0          | 0                | 0               | 0            | 0            | 0            |
| Sexual Assault w/Object       | 0            | 0          | 0          | 0                | 0               | 0            | 0            | 0            |
| Fondling                      | 1            | 0          | 0          | 0                | 0               | 3            | 1            | 5            |
| Aggravated Assault            | 274          | 44         | 30         | 42               | 50              | 619          | 281          | 1,340        |
| Simple Assault                | 51           | 7          | 4          | 13               | 7               | 210          | 278          | 570          |
| Intimidation                  | 32           | 4          | 4          | 7                | 4               | 110          | 39           | 200          |
| Kidnapping                    | 23           | 0          | 1          | 0                | 6               | 18           | 3            | 51           |
| Incest                        | 0            | 0          | 0          | 0                | 0               | 0            | 0            | 0            |
| Statutory Rape                | 0            | 0          | 0          | 0                | 0               | 0            | 0            | 0            |
| Human Trafficking Offenses    | 0            | 0          | 0          | 0                | 0               | 0            | 0            | 0            |
| Viol No Contact/Protect Order | 6            | 0          | 2          | 1                | 1               | 78           | 9            | 97           |
| Robbery                       | 113          | 1          | 8          | 40               | 25              | 116          | 49           | 352          |
| Burglary                      | 45           | 10         | 5          | 5                | 13              | 140          | 30           | 248          |
| Larceny/Theft Offenses        | 32           | 2          | 6          | 7                | 7               | 389          | 35           | 478          |
| Motor Vehicle Theft           | 8            | 0          | 1          | 0                | 1               | 47           | 3            | 60           |
| Arson                         | 1            | 0          | 0          | 0                | 0               | 3            | 3            | 7            |
| Destruction of Property       | 12           | 9          | 4          | 3                | 2               | 79           | 90           | 199          |
| Counterfeiting/Forgery        | 5            | 0          | 0          | 0                | 0               | 12           | 1            | 18           |
| Fraud Offenses                | 5            | 0          | 0          | 4                | 1               | 19           | 1            | 30           |
| Embezzlement                  | 0            | 0          | 0          | 0                | 0               | 0            | 0            | 0            |
| Extortion/Blackmail           | 0            | 0          | 0          | 0                | 0               | 1            | 0            | 1            |
| Bribery                       | 0            | 0          | 0          | 0                | 0               | 0            | 0            | 0            |
| Stolen Property Offenses      | 86           | 7          | 4          | 10               | 15              | 104          | 13           | 239          |
| Animal Cruelty                | 0            | 0          | 0          | 1                | 0               | 0            | 1            | 2            |
| Drug/Narcotic Violations      | 105          | 8          | 2          | 20               | 18              | 455          | 66           | 674          |
| Drug Equipment Violations     | 8            | 1          | 0          | 3                | 3               | 136          | 16           | 167          |
| Gambling                      | 0            | 0          | 0          | 0                | 0               | 0            | 0            | 0            |
| Pornography/Obscene Material  | 0            | 0          | 0          | 1                | 0               | 0            | 0            | 1            |
| Prostitution Offenses         | 1            | 0          | 0          | 0                | 0               | 0            | 0            | 1            |
| Weapon Law Violations         | 458          | 40         | 36         | 55               | 59              | 316          | 103          | 1,067        |
| Bad Checks                    | 0            | 0          | 0          | 0                | 0               | 0            | 0            | 0            |
| Curfew/Vagrancy               | 1            | 0          | 0          | 0                | 0               | 1            | 0            | 2            |
| Disorderly Conduct            | 3            | 1          | 1          | 1                | 2               | 27           | 13           | 48           |
| Drunkenness                   | 0            | 0          | 0          | 0                | 0               | 0            | 0            | 0            |
| DUI                           | 180          | 17         | 12         | 3                | 21              | 291          | 21           | 545          |
| Family Offenses               | 0            | 0          | 0          | 0                | 0               | 1            | 0            | 1            |
| Liquor Law Violations         | 1            | 2          | 1          | 1                | 1               | 9            | 2            | 17           |
| Peeping Tom                   | 0            | 0          | 0          | 0                | 0               | 1            | 0            | 1            |
| Trespass                      | 0            | 0          | 3          | 4                | 2               | 105          | 10           | 124          |
| All Other Offenses            | 63           | 7          | 4          | 18               | 13              | 428          | 45           | 578          |
| <b>Total</b>                  | <b>1,545</b> | <b>164</b> | <b>131</b> | <b>241</b>       | <b>259</b>      | <b>3,736</b> | <b>1,118</b> | <b>7,194</b> |

## 2017 Washington NIBRS Arrest Data

### Arrestees by Race

| Offense                       | White          | Black/<br>African<br>American | American<br>Indian/<br>Alaskan<br>Native | Asian        | Native<br>Hawaiian/<br>Pacific<br>Islander | Unknown      |
|-------------------------------|----------------|-------------------------------|--|--------------|--|--------------|
| Murder                        | 119            | 25                            | 3  | 5            | 0  | 4            |
| Manslaughter                  | 6              | 1                             | 0  | 1            | 0  | 0            |
| Rape                          | 375            | 59                            | 11                                       | 17           | 2  | 21           |
| Sodomy                        | 19             | 1                             | 0  | 2            | 0  | 2            |
| Sexual Assault w/Object       | 10             | 1                             | 0  | 0            | 0  | 0            |
| Fondling                      | 327            | 35                            | 9  | 20           | 0  | 9            |
| Aggravated Assault            | 4,137          | 1,174                         | 182                                      | 240          | 11   | 160          |
| Simple Assault                | 17,799         | 3,531                         | 649                                      | 920          | 61   | 709          |
| Intimidation                  | 1,339          | 304                           | 48                                       | 56           | 4  | 60           |
| Kidnapping                    | 330            | 74                            | 14                                       | 21           | 1  | 15           |
| Incest                        | 15             | 5                             | 0  | 4            | 1  | 3            |
| Statutory Rape                | 64             | 14                            | 1  | 3            | 0  | 2            |
| Human Trafficking Offenses    | 2              | 2                             | 0  | 0            | 0  | 0            |
| Viol No Contact/Protect Order | 5,571          | 1,012                         | 179                                      | 216          | 12   | 150          |
| Robbery                       | 1,074          | 606                           | 79                                       | 78           | 3  | 44           |
| Burglary                      | 3,744          | 618                           | 244                                      | 125          | 6  | 86           |
| Larceny/Theft Offenses        | 16,180         | 3,011                         | 933                                      | 647          | 35   | 513          |
| Motor Vehicle Theft           | 1,250          | 181                           | 55                                       | 60           | 1  | 39           |
| Arson                         | 144            | 14                            | 2  | 8            | 0  | 3            |
| Destruction of Property       | 4,122          | 653                           | 145                                      | 173          | 13   | 133          |
| Counterfeiting/Forgery        | 629            | 145                           | 19                                       | 19           | 2  | 22           |
| Fraud Offenses                | 736            | 139                           | 29                                       | 33           | 1  | 19           |
| Embezzlement                  | 37             | 6                             | 0  | 4            | 0  | 2            |
| Extortion/Blackmail           | 21             | 1                             | 0  | 2            | 0  | 1            |
| Bribery                       | 3              | 0                             | 0  | 0            | 0  | 0            |
| Stolen Property Offenses      | 2,671          | 464                           | 111                                      | 125          | 7  | 89           |
| Animal Cruelty                | 32             | 3                             | 0  | 0            | 1  | 2            |
| Drug/Narcotic Violations      | 9,603          | 1,401                         | 359                                      | 348          | 19   | 256          |
| Drug Equipment Violations     | 2,214          | 260                           | 157                                      | 57           | 2  | 74           |
| Gambling Offenses             | 0              | 0                             | 0  | 1            | 0  | 0            |
| Pornography/Obscene Material  | 84             | 3                             | 0  | 1            | 0  | 2            |
| Prostitution Offenses         | 413            | 99                            | 13                                       | 93           | 1  | 39           |
| Weapon Law Violations         | 1,292          | 335                           | 43                                       | 66           | 3  | 55           |
| Bad Checks                    | 57             | 14                            | 3  | 6            | 0  | 6            |
| Curfew/Vagrancy               | 94             | 20                            | 5  | 2            | 0  | 5            |
| Disorderly Conduct            | 1,956          | 247                           | 109                                      | 34           | 2  | 40           |
| Drunkenness                   | 36             | 2                             | 4  | 1            | 0  | 5            |
| DUI                           | 20,693         | 2,214                         | 515                                      | 1,262        | 31   | 686          |
| Family Offenses               | 269            | 83                            | 20                                       | 27           | 0  | 16           |
| Liquor Law Violations         | 1,685          | 123                           | 91                                       | 37           | 4  | 110          |
| Peeping Tom                   | 20             | 4                             | 1  | 4            | 0  | 2            |
| Trespass                      | 6,129          | 1,282                         | 350                                      | 259          | 10   | 158          |
| All Other Offenses            | 28,954         | 5,035                         | 1,241                                    | 1,051        | 60   | 970          |
| <b>Total</b>                  | <b>134,255</b> | <b>23,201</b>                 | <b>5,624</b>                             | <b>6,028</b> | <b>293</b>                                 | <b>4,512</b> |

## 2017 Washington NIBRS Arrest Data

### Adult Arrests

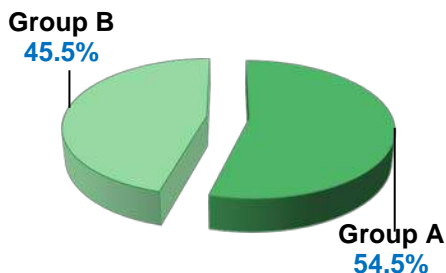
#### Total Adult Arrests

Reported Adult Arrests **161,897**

**90.8%** of Crimes  
Against Persons  
arrests were adults.

**99.4%** of DUI arrests were adults.

#### Adult Arrests by Category



**22.1%** of adult arrests were  
between 18 to 24 years of age.

**89.8%** of Drug/Narcotic  
arrests were adults.

#### Adult Arrest by Gender

| Offense                       | Male           | Female        |
|-------------------------------|----------------|---------------|
| Murder                        | 121            | 16            |
| Manslaughter                  | 3              | 2             |
| Rape                          | 400            | 9             |
| Sodomy                        | 18             | 2             |
| Sexual Assault w/Object       | 5              | 0             |
| Fondling                      | 313            | 7             |
| Aggravated Assault            | 4,409          | 1,026         |
| Simple Assault                | 14,494         | 6,425         |
| Intimidation                  | 1,396          | 199           |
| Kidnapping                    | 392            | 45            |
| Incest                        | 15             | 2             |
| Statutory Rape                | 70             | 3             |
| Human Trafficking Offenses    | 4              | 0             |
| Viol No Contact/Protect Order | 5,758          | 1,336         |
| Robbery                       | 1,245          | 302           |
| Burglary                      | 3,364          | 980           |
| Larceny/Theft Offenses        | 11,551         | 7,592         |
| Motor Vehicle Theft           | 1,081          | 320           |
| Arson                         | 109            | 16            |
| Destruction of Property       | 3,504          | 886           |
| Counterfeiting/Forgery        | 491            | 334           |
| Fraud Offenses                | 594            | 337           |
| Embezzlement                  | 24             | 24            |
| Extortion/Blackmail           | 17             | 1             |
| Bribery                       | 0              | 2             |
| Stolen Property Offenses      | 2,540          | 734           |
| Animal Cruelty                | 26             | 10            |
| Drug/Narcotic Violations      | 7,881          | 2,879         |
| Drug Equipment Violations     | 1,838          | 849           |
| Gambling Offenses             | 1              | 0             |
| Pornography/Obscene Material  | 45             | 3             |
| Prostitution Offenses         | 548            | 103           |
| Weapon Law Violations         | 1,455          | 114           |
| Bad Checks                    | 40             | 44            |
| Curfew/Vagrancy               | 97             | 29            |
| Disorderly Conduct            | 1,768          | 433           |
| Drunkenness                   | 28             | 11            |
| DUI                           | 18,534         | 6,703         |
| Family Offenses               | 261            | 148           |
| Liquor Law Violations         | 994            | 374           |
| Peeping Tom                   | 29             | 0             |
| Trespass                      | 5,733          | 2,129         |
| All Other Offenses            | 26,488         | 9,784         |
| <b>Total</b>                  | <b>117,684</b> | <b>44,213</b> |

## 2017 Washington NIBRS Arrest Data

### Adult Arrest by Age

| Offense                       | 18/19        | 20-24         | 25-29         | 30-34         | 35-39         | 40-44         | 45-49         | 50-54        | 55-59        | 60+          | Total          |
|-------------------------------|--------------|---------------|---------------|---------------|---------------|---------------|---------------|--------------|--------------|--------------|----------------|
| Murder                        | 9            | 28            | 31            | 25            | 14            | 9             | 9             | 5            | 4            | 3            | 137            |
| Manslaughter                  | 1            | 2             | 2             | 0             | 0             | 0             | 0             | 0            | 0            | 0            | 5              |
| Rape                          | 42           | 72            | 71            | 45            | 54            | 37            | 25            | 28           | 17           | 18           | 409            |
| Sodomy                        | 1            | 6             | 4             | 3             | 1             | 2             | 0             | 1            | 1            | 1            | 20             |
| Sexual Assault w/Object       | 0            | 0             | 1             | 0             | 1             | 0             | 0             | 1            | 1            | 1            | 5              |
| Fondling                      | 15           | 36            | 39            | 46            | 44            | 32            | 30            | 23           | 20           | 35           | 320            |
| Aggravated Assault            | 311          | 899           | 1,043         | 803           | 708           | 482           | 385           | 350          | 242          | 212          | 5,435          |
| Simple Assault                | 1,119        | 3,339         | 3,718         | 3,405         | 2,738         | 1,830         | 1,690         | 1,343        | 905          | 832          | 20,919         |
| Intimidation                  | 75           | 194           | 250           | 269           | 213           | 154           | 159           | 114          | 89           | 78           | 1,595          |
| Kidnapping                    | 16           | 80            | 105           | 71            | 53            | 31            | 41            | 20           | 14           | 6            | 437            |
| Incest                        | 1            | 4             | 1             | 4             | 4             | 1             | 2             | 0            | 0            | 0            | 17             |
| Statutory Rape                | 9            | 29            | 10            | 8             | 5             | 9             | 0             | 1            | 1            | 1            | 73             |
| Human Trafficking Offenses    | 0            | 1             | 0             | 1             | 0             | 0             | 0             | 2            | 0            | 0            | 4              |
| Viol No Contact/Protect Order | 215          | 998           | 1,179         | 1,249         | 1,051         | 700           | 645           | 483          | 315          | 259          | 7,094          |
| Robbery                       | 187          | 376           | 323           | 235           | 166           | 70            | 79            | 57           | 36           | 18           | 1,547          |
| Burglary                      | 239          | 692           | 1,049         | 783           | 597           | 365           | 278           | 163          | 111          | 67           | 4,344          |
| Larceny/Theft Offenses        | 1,254        | 3,272         | 4,163         | 3,385         | 2,500         | 1,471         | 1,230         | 922          | 504          | 442          | 19,143         |
| Motor Vehicle Theft           | 94           | 298           | 313           | 302           | 170           | 90            | 65            | 38           | 25           | 6            | 1,401          |
| Arson                         | 5            | 22            | 19            | 20            | 15            | 9             | 17            | 8            | 2            | 8            | 125            |
| Destruction of Property       | 296          | 813           | 874           | 762           | 543           | 348           | 301           | 207          | 139          | 107          | 4,390          |
| Counterfeiting/Forgery        | 36           | 140           | 200           | 189           | 111           | 61            | 50            | 26           | 8            | 4            | 825            |
| Fraud Offenses                | 30           | 155           | 222           | 194           | 133           | 74            | 54            | 31           | 24           | 14           | 931            |
| Embezzlement                  | 1            | 11            | 9             | 4             | 9             | 4             | 4             | 1            | 3            | 2            | 48             |
| Extortion/Blackmail           | 0            | 4             | 3             | 2             | 0             | 0             | 6             | 0            | 1            | 2            | 18             |
| Bribery                       | 0            | 1             | 0             | 0             | 1             | 0             | 0             | 0            | 0            | 0            | 2              |
| Stolen Property Offense       | 173          | 600           | 815           | 659           | 433           | 273           | 175           | 99           | 37           | 10           | 3,274          |
| Animal Cruelty                | 1            | 2             | 4             | 7             | 8             | 4             | 2             | 2            | 1            | 5            | 36             |
| Drug/Narcotic Violations      | 748          | 1,589         | 2,207         | 1,969         | 1,482         | 891           | 746           | 601          | 357          | 170          | 10,760         |
| Drug Equipment Violations     | 73           | 443           | 754           | 552           | 329           | 201           | 141           | 111          | 52           | 31           | 2,687          |
| Gambling Offenses             | 0            | 0             | 0             | 0             | 0             | 0             | 0             | 0            | 1            | 0            | 1              |
| Pornography/Obscene Material  | 9            | 4             | 7             | 10            | 3             | 3             | 3             | 3            | 3            | 3            | 48             |
| Prostitution Offenses         | 21           | 80            | 102           | 105           | 90            | 83            | 63            | 44           | 26           | 37           | 651            |
| Weapon Law Violations         | 116          | 305           | 304           | 266           | 184           | 131           | 88            | 87           | 43           | 45           | 1,569          |
| Bad Checks                    | 0            | 9             | 23            | 11            | 15            | 8             | 6             | 5            | 3            | 4            | 84             |
| Curfew/Vagrancy               | 4            | 15            | 22            | 18            | 15            | 15            | 20            | 9            | 4            | 4            | 126            |
| Disorderly Conduct            | 109          | 352           | 408           | 337           | 260           | 190           | 185           | 137          | 122          | 101          | 2,201          |
| Drunkenness                   | 7            | 7             | 7             | 5             | 0             | 5             | 4             | 1            | 0            | 3            | 39             |
| DUI                           | 923          | 5,061         | 4,847         | 3,486         | 2,711         | 2,000         | 1,847         | 1,567        | 1,344        | 1,451        | 25,237         |
| Family Offenses               | 14           | 50            | 78            | 69            | 68            | 52            | 30            | 23           | 17           | 8            | 409            |
| Liquor Law Violations         | 790          | 389           | 31            | 27            | 42            | 20            | 19            | 17           | 24           | 9            | 1,368          |
| Peeping Tom                   | 3            | 2             | 2             | 5             | 5             | 5             | 3             | 1            | 0            | 3            | 29             |
| Trespass                      | 297          | 1,026         | 1,392         | 1,302         | 1,022         | 724           | 745           | 544          | 407          | 403          | 7,862          |
| All Other Offenses            | 1,303        | 5,794         | 7,405         | 6,381         | 5,017         | 3,173         | 2,802         | 2,067        | 1,360        | 970          | 36,272         |
| <b>Total</b>                  | <b>8,547</b> | <b>27,200</b> | <b>32,037</b> | <b>27,014</b> | <b>20,815</b> | <b>13,557</b> | <b>11,949</b> | <b>9,142</b> | <b>6,263</b> | <b>5,373</b> | <b>161,897</b> |



## 2017 Washington NIBRS Arrest Data

### Juvenile Arrests

#### Juvenile Arrestees by Gender

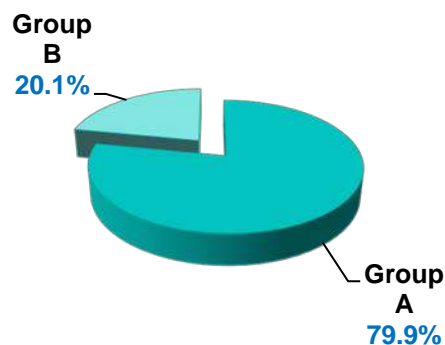
| Offense                       | Male         | Female       |
|-------------------------------|--------------|--------------|
| Murder                        | 17           | 2            |
| Manslaughter                  | 3            | 0            |
| Rape                          | 72           | 4            |
| Sodomy                        | 4            | 0            |
| Sexual Assault w/Object       | 5            | 1            |
| Fondling                      | 75           | 5            |
| Aggravated Assault            | 373          | 96           |
| Simple Assault                | 1,675        | 1,075        |
| Intimidation                  | 168          | 48           |
| Kidnapping                    | 15           | 3            |
| Incest                        | 10           | 1            |
| Statutory Rape                | 11           | 0            |
| Human Trafficking Offenses    | 0            | 0            |
| Viol No Contact/Protect Order | 38           | 8            |
| Robbery                       | 277          | 60           |
| Burglary                      | 445          | 34           |
| Larceny/Theft Offenses        | 1,326        | 850          |
| Motor Vehicle Theft           | 135          | 50           |
| Arson                         | 40           | 6            |
| Destruction of Property       | 694          | 155          |
| Counterfeiting/Forgery        | 7            | 4            |
| Fraud Offenses                | 13           | 13           |
| Embezzlement                  | 0            | 1            |
| Extortion/Blackmail           | 7            | 0            |
| Bribery                       | 1            | 0            |
| Stolen Property Offenses      | 158          | 35           |
| Animal Cruelty                | 2            | 0            |
| Drug/Narcotic Violations      | 884          | 342          |
| Drug Equipment Violations     | 52           | 25           |
| Gambling Offenses             | 0            | 0            |
| Pornography/Obscene Material  | 24           | 18           |
| Prostitution Offenses         | 3            | 4            |
| Weapon Law Violations         | 205          | 20           |
| Bad Checks                    | 2            | 0            |
| Curfew/Vagrancy               | 0            | 0            |
| Disorderly Conduct            | 123          | 64           |
| Drunkenness                   | 8            | 1            |
| DUI                           | 120          | 43           |
| Family Offenses               | 4            | 2            |
| Liquor Law Violations         | 403          | 279          |
| Peeping Tom                   | 2            | 0            |
| Trespass                      | 266          | 60           |
| All Other Offenses            | 747          | 291          |
| <b>Total</b>                  | <b>8,414</b> | <b>3,600</b> |

#### Total Juvenile Arrests

Reported Juvenile Arrests **12,014**

Under UCR guidelines, a juvenile is counted as "arrested" when the circumstances are such that if the juvenile were an adult, an arrest would have been reported. Any situation involving a juvenile, in lieu of an actual arrest, such as summoned, cited, or notified to appear before a juvenile court or similar authority for a violation of the law, is reported as an arrest.

#### Juvenile Arrests by Category



**44.4%** of juvenile arrestees were between 13 and 15 years of age.

## 2017 Washington NIBRS Arrest Data

### Juvenile Arrests by Age

| Offense                       | 10 & Under | 11-12      | 13-14        | 15           | 16           | 17           | Total         |
|-------------------------------|------------|------------|--------------|--------------|--------------|--------------|---------------|
| Murder                        | 0          | 0          | 1            | 7            | 5            | 6            | 19            |
| Manslaughter                  | 0          | 0          | 1            | 0            | 1            | 1            | 3             |
| Rape                          | 1          | 1          | 19           | 12           | 27           | 16           | 76            |
| Sodomy                        | 0          | 1          | 1            | 1            | 0            | 1            | 4             |
| Sexual Assault w/Object       | 0          | 1          | 3            | 0            | 2            | 0            | 6             |
| Fondling                      | 3          | 10         | 32           | 10           | 10           | 15           | 80            |
| Aggravated Assault            | 6          | 34         | 98           | 94           | 115          | 122          | 469           |
| Simple Assault                | 19         | 210        | 752          | 577          | 616          | 576          | 2,750         |
| Intimidation                  | 1          | 24         | 57           | 43           | 45           | 46           | 216           |
| Kidnapping                    | 0          | 0          | 1            | 3            | 5            | 9            | 18            |
| Incest                        | 0          | 1          | 5            | 1            | 3            | 1            | 11            |
| Statutory Rape                | 0          | 0          | 4            | 1            | 3            | 3            | 11            |
| Human Trafficking Offenses    | 0          | 0          | 0            | 0            | 0            | 0            | 0             |
| Viol No Contact/Protect Order | 0          | 0          | 6            | 5            | 14           | 21           | 46            |
| Robbery                       | 2          | 4          | 56           | 73           | 105          | 97           | 337           |
| Burglary                      | 10         | 28         | 111          | 104          | 110          | 116          | 479           |
| Larceny/Theft Offenses        | 8          | 73         | 465          | 534          | 557          | 539          | 2,176         |
| Motor Vehicle Theft           | 1          | 1          | 33           | 49           | 60           | 41           | 185           |
| Arson                         | 5          | 3          | 12           | 8            | 10           | 8            | 46            |
| Destruction of Property       | 8          | 59         | 199          | 190          | 203          | 190          | 849           |
| Counterfeiting/Forgery        | 0          | 0          | 0            | 1            | 2            | 8            | 11            |
| Fraud Offenses                | 0          | 1          | 5            | 5            | 2            | 13           | 26            |
| Embezzlement                  | 0          | 0          | 0            | 0            | 0            | 1            | 1             |
| Extortion/Blackmail           | 0          | 1          | 2            | 1            | 2            | 1            | 7             |
| Bribery                       | 0          | 0          | 1            | 0            | 0            | 0            | 1             |
| Stolen Property Offenses      | 0          | 3          | 29           | 47           | 57           | 57           | 193           |
| Animal Cruelty                | 0          | 0          | 0            | 0            | 1            | 1            | 2             |
| Drug/Narcotic Violations      | 1          | 46         | 282          | 284          | 304          | 309          | 1,226         |
| Drug Equipment Violations     | 0          | 3          | 15           | 18           | 22           | 19           | 77            |
| Gambling Offenses             | 0          | 0          | 0            | 0            | 0            | 0            | 0             |
| Pornography/Obscene Material  | 0          | 1          | 20           | 9            | 9            | 3            | 42            |
| Prostitution Offenses         | 0          | 0          | 0            | 2            | 3            | 2            | 7             |
| Weapon Law Violations         | 0          | 16         | 47           | 48           | 55           | 59           | 225           |
| Bad Checks                    | 0          | 0          | 0            | 2            | 0            | 0            | 2             |
| Curfew/Vagrancy               | 0          | 0          | 0            | 0            | 0            | 0            | 0             |
| Disorderly Conduct            | 4          | 8          | 67           | 31           | 35           | 42           | 187           |
| Drunkenness                   | 0          | 0          | 1            | 0            | 2            | 6            | 9             |
| DUI                           | 0          | 0          | 2            | 9            | 37           | 115          | 163           |
| Family Offenses               | 0          | 0          | 0            | 1            | 2            | 3            | 6             |
| Liquor Law Violations         | 0          | 13         | 124          | 168          | 154          | 223          | 682           |
| Peeping Tom                   | 0          | 0          | 1            | 0            | 1            | 0            | 2             |
| Trespass                      | 0          | 11         | 77           | 74           | 82           | 82           | 326           |
| All Other Offenses            | 2          | 22         | 189          | 210          | 262          | 353          | 1,038         |
| <b>Total</b>                  | <b>71</b>  | <b>575</b> | <b>2,718</b> | <b>2,622</b> | <b>2,923</b> | <b>3,105</b> | <b>12,014</b> |

# Domestic Violence

---

Collection of Domestic Violence-related person and property offenses is mandated by State of Washington statute, RCW 10.99.030. Domestic Violence (DV) is defined by the relationship of the victim to the offender or by shared living space. These numbers are derived from monthly DV forms or National Incident-Based Reporting System (NIBRS) submissions by Washington State law enforcement agencies.

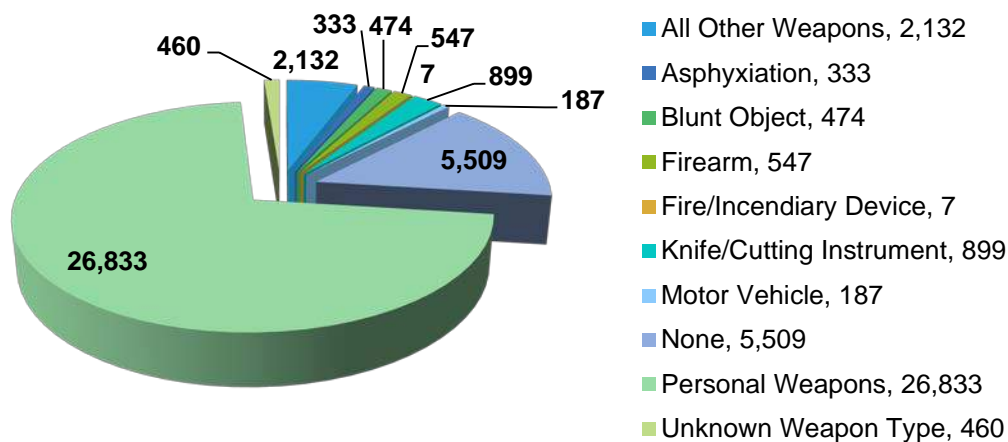
## 2017 Washington Domestic Violence

### 2017 Domestic Violence Comparison

| Offense                        | Actual Offenses Reported | Domestic Violence Offenses | Percent of Domestic Violence |
|--------------------------------|--------------------------|----------------------------|------------------------------|
| Murder                         | 211                      | 51                         | 24.2%                        |
| Manslaughter                   | 5                        | 1                          | 20.0%                        |
| Rape                           | 2,680                    | 574                        | 21.4%                        |
| Sodomy*                        | 312                      | 59                         | 18.9%                        |
| Sexual Assault w/Object*       | 150                      | 28                         | 18.7%                        |
| Fondling*                      | 2,854                    | 693                        | 24.3%                        |
| Aggravated Assault             | 13,466                   | 4,755                      | 35.3%                        |
| Simple Assault                 | 51,347                   | 28,616                     | 55.7%                        |
| Intimidation*                  | 11,582                   | 2,783                      | 24.0%                        |
| Kidnapping*                    | 1,200                    | 634                        | 52.8%                        |
| Incest*                        | 94                       | 56                         | 59.6%                        |
| Statutory Rape*                | 303                      | 60                         | 19.8%                        |
| Human Trafficking*             | 30                       | 0                          | 0.0%                         |
| Viol No Contact/Protect Order* | 15,556                   | 12,023                     | 77.3%                        |
| Robbery                        | 5,311                    | 201                        | 3.8%                         |
| Burglary                       | 43,727                   | 1,312                      | 3.0%                         |
| Larceny                        | 167,381                  | 1,945                      | 1.2%                         |
| Motor Vehicle Theft            | 30,014                   | 439                        | 1.5%                         |
| Arson                          | 1,170                    | 64                         | 5.5%                         |
| <b>Total</b>                   | <b>347,393</b>           | <b>54,294</b>              | <b>15.6%</b>                 |

\* All DV-related offenses except those annotated with an asterisk were submitted by agencies via both NIBRS and Summary Reporting. The annotated offenses include NIBRS submission only.

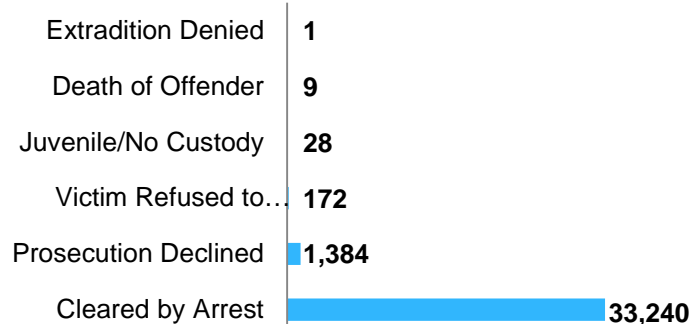
### Weapons Used in Domestic Violence Incidents (NIBRS Only)



\* Personal Weapons are defined as "Hands, Fists, Feet etc."

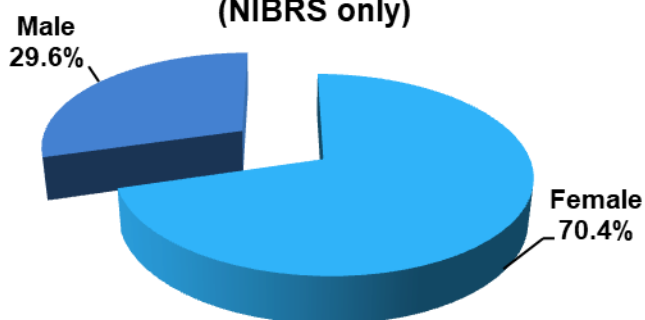
## Clearance of Domestic Violence Incidents

(NIBRS only)



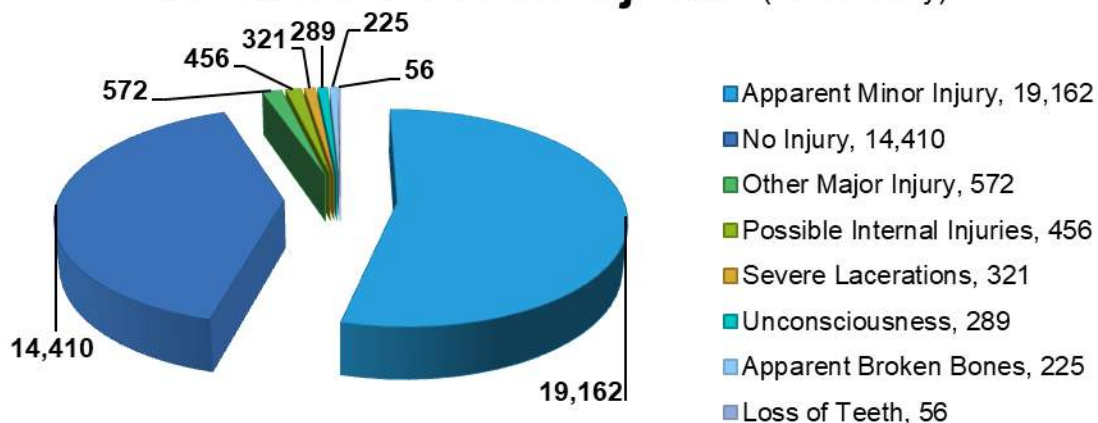
## Victims by Gender

(NIBRS only)



\* Does not include 88 victims with "unknown" gender

## Domestic Violence Injuries (NIBRS only)



## 2017 Washington Domestic Violence

### Domestic Violence Relationships (Victim to Offender)

| Victims Relationship        | Murder*   | Manslaughter | Kidnapping | Rape       | Sodomy    | Sexual Assault w/Object | Fondling   |
|-----------------------------|-----------|--------------|------------|------------|-----------|-------------------------|------------|
| Boyfriend/Girlfriend        | 15        | 0            | 405        | 235        | 10        | 9                       | 36         |
| Child                       | 2         | 1            | 17         | 44         | 4         | 3                       | 176        |
| Ex-Spouse                   | 1         | 0            | 22         | 10         | 0         | 2                       | 0          |
| Friend                      | 1         | 0            | 3          | 13         | 2         | 0                       | 7          |
| Grandchild                  | 0         | 0            | 2          | 12         | 1         | 1                       | 43         |
| Grandparent                 | 0         | 0            | 0          | 0          | 0         | 0                       | 1          |
| Homosexual Relationship     | 0         | 0            | 4          | 0          | 4         | 1                       | 3          |
| In-law                      | 0         | 0            | 2          | 3          | 0         | 0                       | 4          |
| Other Family Member         | 4         | 0            | 3          | 37         | 11        | 2                       | 134        |
| Parent                      | 12        | 0            | 21         | 4          | 1         | 1                       | 2          |
| Sibling (brother or sister) | 3         | 0            | 4          | 26         | 11        | 3                       | 85         |
| Spouse                      | 10        | 0            | 103        | 49         | 3         | 2                       | 6          |
| Step-Child                  | 0         | 0            | 2          | 30         | 1         | 0                       | 69         |
| Step-Parent                 | 0         | 0            | 2          | 8          | 1         | 0                       | 8          |
| Step-Sibling                | 0         | 0            | 0          | 11         | 0         | 0                       | 13         |
| <b>Total</b>                | <b>48</b> | <b>1</b>     | <b>590</b> | <b>482</b> | <b>49</b> | <b>24</b>               | <b>587</b> |

| Victims Relationship        | Aggravated Assault | Simple Assault | Intimidation | Incest    | Statutory Rape | Human Traffick | Viol No Contact/ Protection Order |
|-----------------------------|--------------------|----------------|--------------|-----------|----------------|----------------|-----------------------------------|
| Boyfriend/Girlfriend        | 1,986              | 10,967         | 941          | 4         | 17             | 1              | 6,079                             |
| Child                       | 352                | 1,572          | 100          | 13        | 13             | 0              | 507                               |
| Ex-Spouse                   | 67                 | 384            | 172          | 0         | 0              | 0              | 1,044                             |
| Friend                      | 64                 | 391            | 44           | 0         | 0              | 0              | 56                                |
| Grandchild                  | 10                 | 74             | 10           | 1         | 3              | 0              | 16                                |
| Grandparent                 | 19                 | 248            | 32           | 0         | 0              | 0              | 108                               |
| Homosexual Relationship     | 81                 | 431            | 44           | 0         | 0              | 0              | 170                               |
| In-law                      | 48                 | 265            | 37           | 0         | 0              | 0              | 44                                |
| Other Family Member         | 179                | 901            | 116          | 9         | 8              | 0              | 186                               |
| Parent                      | 354                | 3,304          | 267          | 1         | 0              | 0              | 1,085                             |
| Sibling (brother or sister) | 260                | 2,027          | 178          | 15        | 0              | 0              | 283                               |
| Spouse                      | 499                | 3,954          | 280          | 0         | 0              | 0              | 1,520                             |
| Step-Child                  | 51                 | 237            | 12           | 9         | 9              | 0              | 35                                |
| Step-Parent                 | 40                 | 288            | 34           | 2         | 0              | 0              | 35                                |
| Step-Sibling                | 6                  | 48             | 4            | 3         | 2              | 0              | 5                                 |
| <b>Total</b>                | <b>4,016</b>       | <b>25,091</b>  | <b>2,271</b> | <b>57</b> | <b>52</b>      | <b>1</b>       | <b>11,173</b>                     |

Crimes Against Person Offenses Only

\*Murder includes both Summary and NIBRS data

## 2017 Washington Domestic Violence

### 2017 Domestic Violence Homicides

| Month     | Agency            | Relationship of Victim to Offender | Victim |     |      | Offender |     |      | Weapons          |
|-----------|-------------------|------------------------------------|--------|-----|------|----------|-----|------|------------------|
|           |                   |                                    | Age    | Sex | Race | Age      | Sex | Race |                  |
| January   | Clark SO          | Girlfriend                         | 32     | F   | U    | 27       | M   | W    | Handgun          |
|           | Vancouver PD      | Spouse                             | 39     | F   | U    | 43       | M   | W    | Handgun          |
|           | Milton PD         | Girlfriend                         | 42     | F   | W    | 53       | M   | W    | Handgun          |
|           | Mason SO          | Ex-Spouse                          | 32     | F   | U    | 33       | M   | W    | Handgun          |
| February  | Vancouver PD      | Parent                             | 60     | F   | U    | 45       | M   | W    | Blunt Object     |
|           | Grant SO          | Sibling                            | 17     | M   | W    | 17       | M   | W    | Knife            |
|           | Mill Creek PD     | Spouse                             | 66     | F   | W    | 52       | M   | W    | Knife            |
|           | Lakewood PD       | Other Family                       | 02     | M   | W    | 30       | F   | B    | Personal Weapons |
| March     | Bellingham        | Roommate                           | 53     | M   | B    | 40       | M   | W    | Blunt Object     |
|           | Bellingham        | Parent                             | 57     | F   | W    | 29       | M   | W    | Knife            |
|           | Lakewood PD       | Parent                             | 85     | F   | A    | 52       | M   | A    | Personal Weapons |
|           | Longview PD       | Child                              | 07     | M   | W    | 37       | M   | W    | Firearm          |
| April     | Kirkland PD       | Spouse                             | 65     | F   | W    | 62       | M   | W    | Knife            |
|           | Ferndale PD       | Parent                             | 65     | M   | W    | 39       | M   | W    | Personal Weapons |
|           | Seattle PD        | Girlfriend                         | 29     | F   | W    | 34       | M   | W    | Knife            |
| May       | Pierce SO         | Sibling                            | 21     | M   | W    | 31       | M   | W    | Handgun          |
|           | Mason SO          | Girlfriend                         | 40     | F   | W    | 29       | M   | W    | Personal Weapons |
|           | Tumwater PD       | Parent                             | 53     | M   | W    | 19       | M   | W    | Knife            |
| June      | Yakima SO         | Spouse                             | 37     | F   | W    | 44       | M   | W    | Blunt Object     |
|           | Milton PD         | Boyfriend                          | 25     | M   | W    | 22       | F   | U    | Drugs/Narcotics  |
|           | Spokane SO        | Sibling                            | 67     | F   | W    | 59       | M   | W    | Knife            |
|           | Hoquiam PD        | Girlfriend                         | 25     | F   | W    | 25       | M   | W    | Handgun          |
|           | Everett PD        | Girlfriend                         | 46     | F   | W    | 62       | M   | W    | Knife            |
|           | Chelan SO         | Parent                             | 56     | F   | W    | 25       | M   | W    | Knife            |
| July      | Seattle PD        | Spouse                             | 29     | F   | W    | 31       | M   | W    | Handgun          |
|           | Federal Way PD    | Girlfriend                         | 22     | F   | A    | 23       | M   | A    | Handgun          |
|           | Skagit SO         | Parent                             | 73     | M   | W    | 33       | M   | W    | Knife            |
|           | Yakima SO         | Other Family                       | 68     | M   | B    | 38       | M   | B    | Knife            |
|           | Spokane Valley PD | Spouse                             | 67     | F   | W    | 70       | M   | W    | Handgun          |
|           | Lacey PD          | Spouse                             | 31     | F   | W    | 32       | M   | B    | Firearm          |
| August    | Walla Walla PD    | Boyfriend                          | 31     | M   | W    | 30       | F   | W    | Handgun          |
| September | Thurston SO       | Spouse                             | 44     | F   | W    | 44       | M   | W    | Handgun          |
|           | Sunnyside PD      | Spouse                             | 41     | F   | W    | 35       | M   | W    | Handgun          |
| October   | Lakewood PD       | Girlfriend                         | 23     | F   | W    | 24       | M   | W    | Handgun          |
|           | Tacoma PD         | Parent                             | 78     | F   | W    | 49       | M   | W    | Blunt Object     |
|           | Snohomish SO      | Other Family                       | 06     | M   | W    | 19       | M   | W    | Personal Weapons |
|           | Marysville PD     | Spouse                             | 30     | F   | W    | 45       | M   | W    | Handgun          |
|           | Lakewood PD       | Roommate                           | 49     | M   | W    | 46       | F   | W    | Handgun          |
|           | Kitsap SO         | Child                              | 09     | M   | W    | 47       | F   | W    | Personal Weapons |

## 2017 Washington Domestic Violence

### 2017 Domestic Violence Homicides

|          |                   |                     | Victim |   |   | Offender |   |   |                  |
|----------|-------------------|---------------------|--------|---|---|----------|---|---|------------------|
| October  | SeaTac PD         | Spouse              | 50     | F | B | 52       | M | B | Handgun          |
| November | Ellensburg PD     | Girlfriend          | 44     | F | W | 47       | M | W | Knife            |
|          | Spokane Valley PD | Girlfriend          | 37     | F | U | 37       | M | W | Knife            |
|          | Spokane SO        | Parent              | 61     | M | W | 35       | M | W | Handgun          |
|          | Spokane SO        | Girlfriend          | 30     | F | W | 29       | M | W | Personal Weapons |
|          | Sammamish PD      | Parent              | 65     | F | W | 23       | M | W | Handgun          |
|          |                   | Parent              | 58     | M | W |          |   |   |                  |
| December | Skagit SO         | Girlfriend          | 36     | F | W | 36       | M | W | Handgun          |
|          | Redmond PD        | Boyfriend           | 27     | M | W | 27       | F | W | Other Firearm    |
|          | Auburn PD         | Other Family        | 44     | M | A | 21       | F | A | Handgun          |
|          | SeaTac PD         | Child of Girlfriend | 02     | M | B | 24       | M | B | Personal Weapons |

# Hate Crime

---

Collection of Hate Crime (Malicious Harassment) is mandated by State of Washington statute, RCW 36.28A.030. Hate crimes are not separate, distinct offenses, but rather traditional crimes motivated by the offender's bias. The data are derived from quarterly Summary Reporting submissions or monthly National Incident-Based Reporting System (NIBRS) submissions by Washington State law enforcement agencies.

## 2017 Washington Hate Crime

*Definition: A criminal offense committed against a person or property which is motivated in whole or in part, by the offender's bias against a race/national origin, religion, sexual-orientation, mental/physical/sensory disability, gender or ethnicity.*

### Hate Crime

Bias Motivated Incidents Reported\* **531**  
Bias Motivated Offenses Reported **681**  
Number of Known Offenders **435**

\* There can be up to three motivations per incident

Hate crime incidents are identified on the subjective motivation of the offender(s). Law enforcement investigations solely determine the sufficient objective facts to lead to a reasonable and prudent conclusion that the offender's actions were motivated by bias against a racial, religious, ethnical/national origin, mental/physical/sensory disability, gender or sexual-orientation group.

Accurate data collection for hate crime depends on proper training of law enforcement to recognize such incidents and the cooperation and desire of law enforcement communities to report these offenses without the influence of special interest groups, media, or politics.

Information derived from the following indicators can establish supportive facts to correctly identify hate bias motivation:

- Bias-related drawings, markings, symbols or graffiti were left at the crime scene.
- Bias-related oral comments, written statements or gestures made by the offender which indicate his/her bias.
- The incident coincided with a holiday relating to or a date of particular significance to, a race, religion, disability, ethnicity, gender or sexual-orientation.
- The offender and the victim were of different race, religion, ethnicity or sexual-orientation.
- Certain objects, items or things which indicate bias were used in the commission of the crime.
- The victim is a member and/or engaged in activities promoting a racial, religious, disability, ethnic or sexual-orientation group.
- Several incidents occurred in the same locality, at or about the same time, and the victims were all the same race, religion, disability, ethnicity or sexual-orientation.

## 2017 Washington Hate Crime

### Reported Summary UCR and NIBRS Offenses in Hate Crime Incidents

|                                       |     |
|---------------------------------------|-----|
| Intimidation                          | 187 |
| Destruction of Property               | 166 |
| Simple Assault                        | 134 |
| Aggravated Assault                    | 72  |
| Larceny                               | 33  |
| Burglary                              | 29  |
| Robbery                               | 20  |
| *Fraud                                | 12  |
| *Viol. of No Contact Order            | 9   |
| Motor Vehicle Theft                   | 8   |
| Arson                                 | 4   |
| Stolen Property Offenses              | 4   |
| *Kidnapping                           | 1   |
| *Sodomy                               | 1   |
| Murder and Non-Negligent Manslaughter | 1   |

*\*Not a Summary-reported offense*

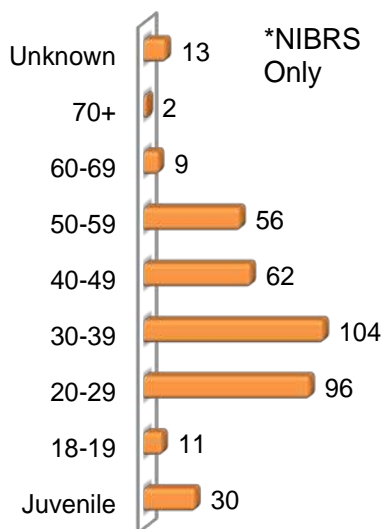
### Reported Summary UCR and NIBRS Bias Motivations

|                         |     |
|-------------------------|-----|
| Race/Ethnicity/Ancestry | 357 |
| Sexual Orientation      | 88  |
| Religion                | 96  |
| Gender Identity         | 8   |
| Disability              | 2   |
| Gender                  | 19  |

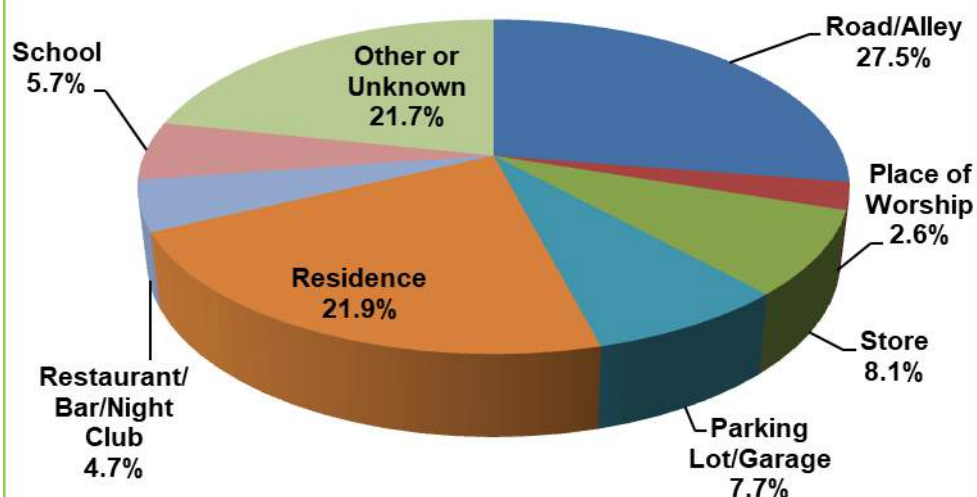
### Two-Year Comparison of All Summary and NIBRS Data Submitted

|                        | <u>2016</u> | <u>2017</u> | <u>Increase/Decrease</u> |
|------------------------|-------------|-------------|--------------------------|
| <b>Incidents</b>       | 386         | 531         | +37.6%                   |
| <b>Offenses</b>        | 370         | 681         | +84.1%                   |
| <b>Known Offenders</b> | 219         | 435         | +98.6%                   |
| <b>Total Victims</b>   | 501         | 691         | +37.9%                   |

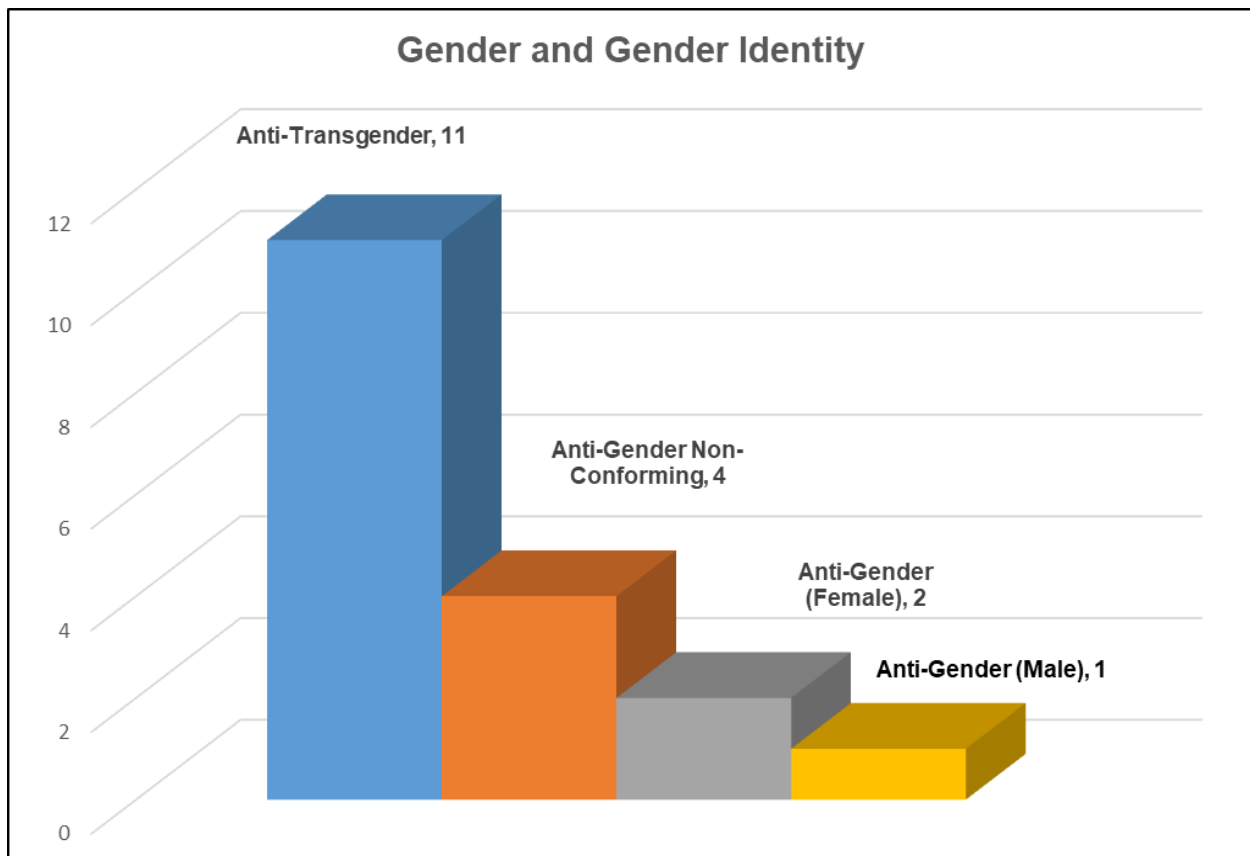
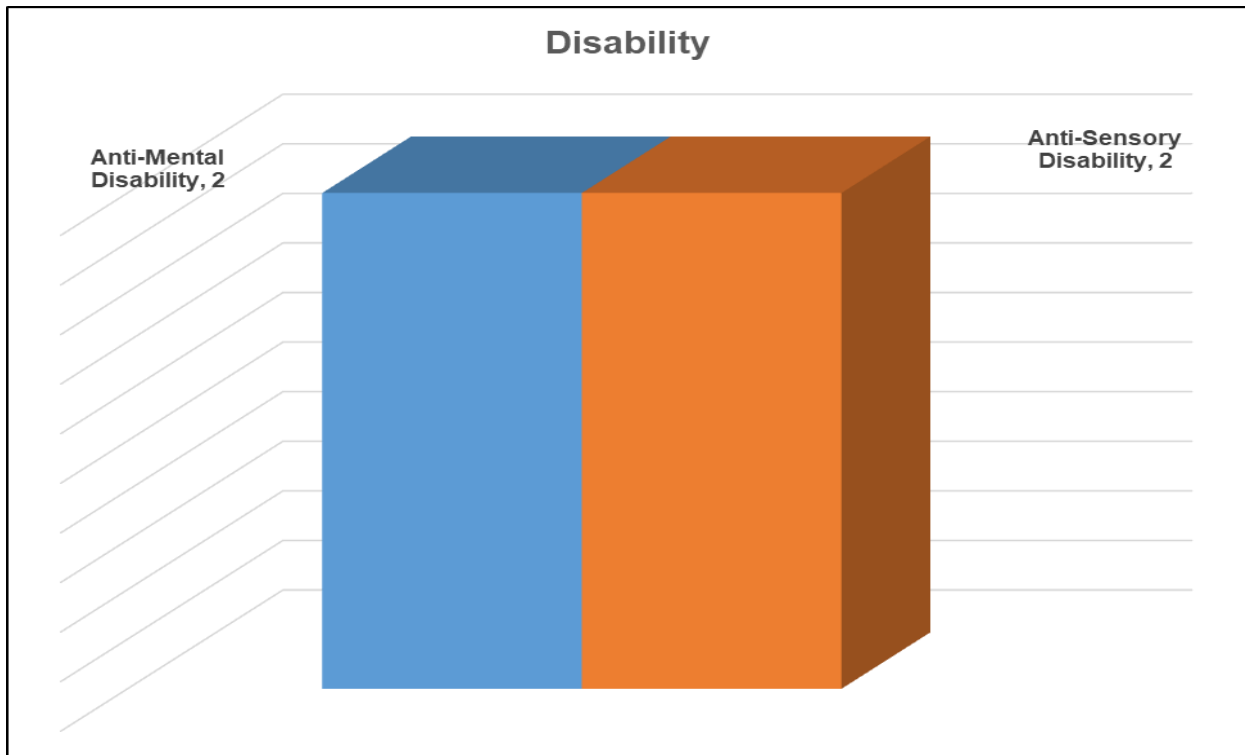
### Crimes Against Persons by Victim Age



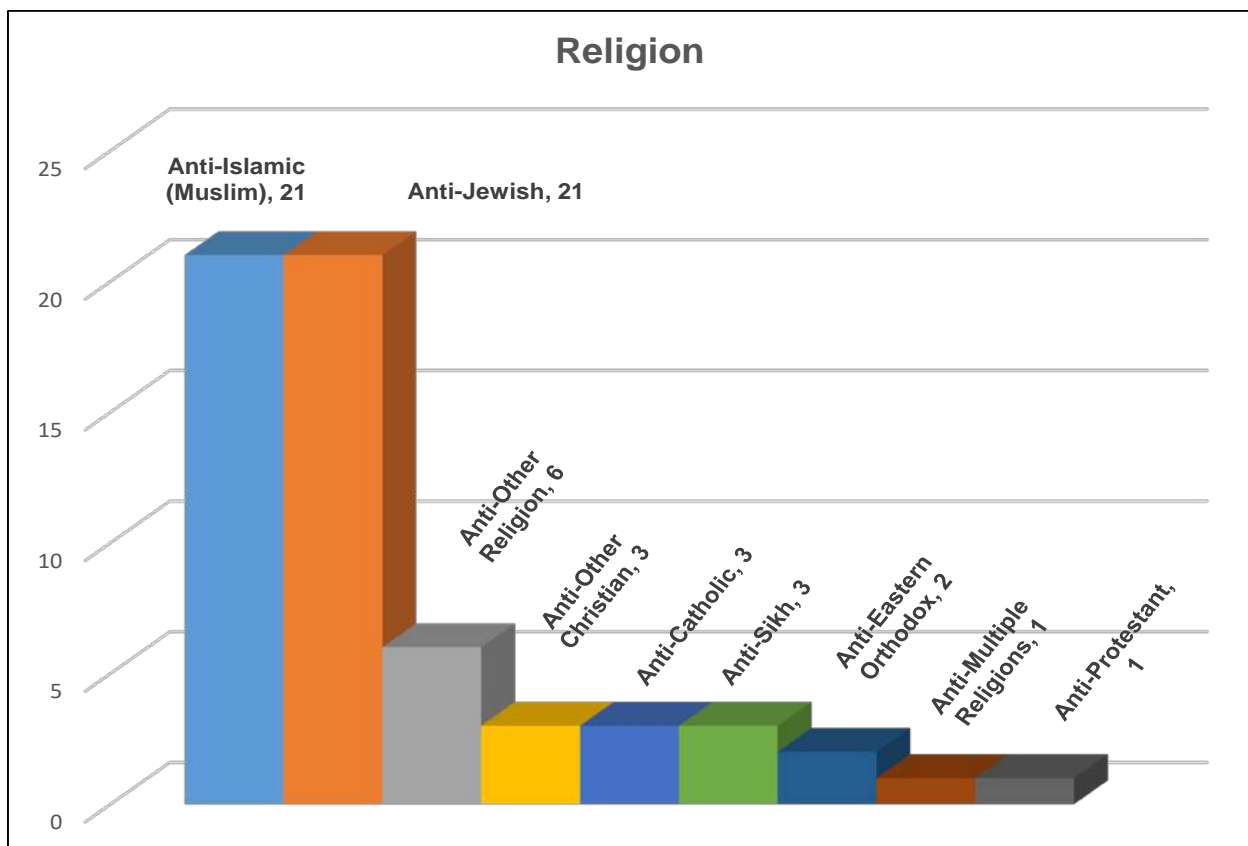
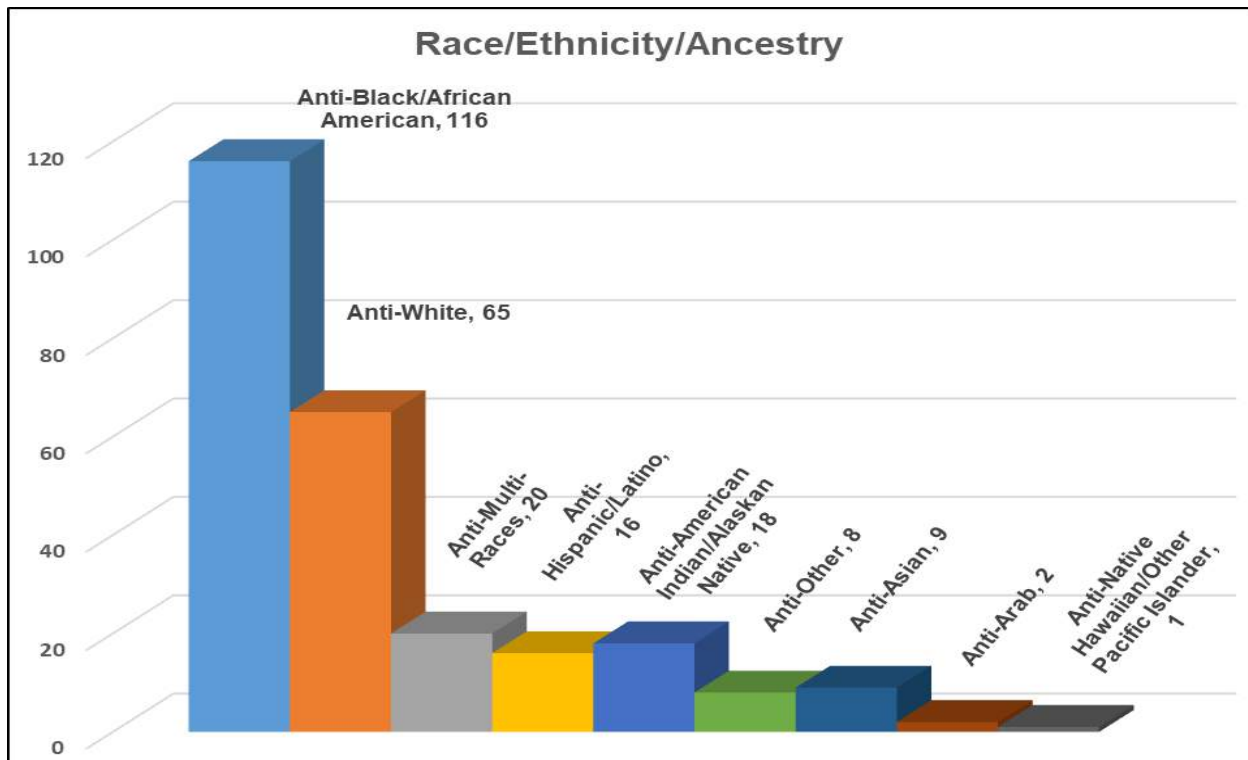
### Location of Incident (NIBRS Only)



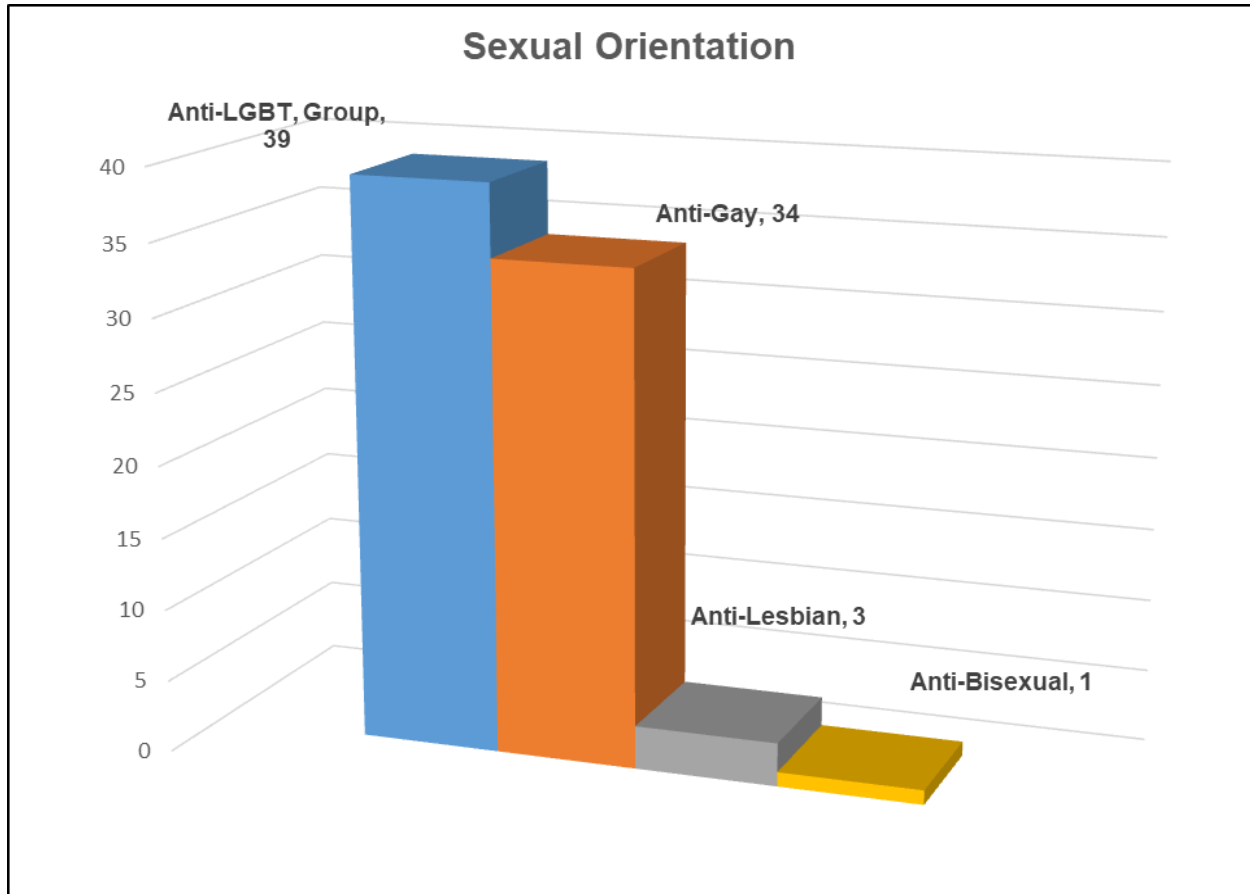
## Bias Motivations



## Bias Motivations



## Bias Motivations



# **Law Enforcement Officers Killed or Assaulted**

---

Information in this section is derived from monthly Summary Reporting and National Incident-Based Reporting System (NIBRS) submissions by Washington State law enforcement agencies, unless otherwise notated.

# 2017 Washington Law Enforcement Officers Assaulted

## Officers Assaulted in 2017

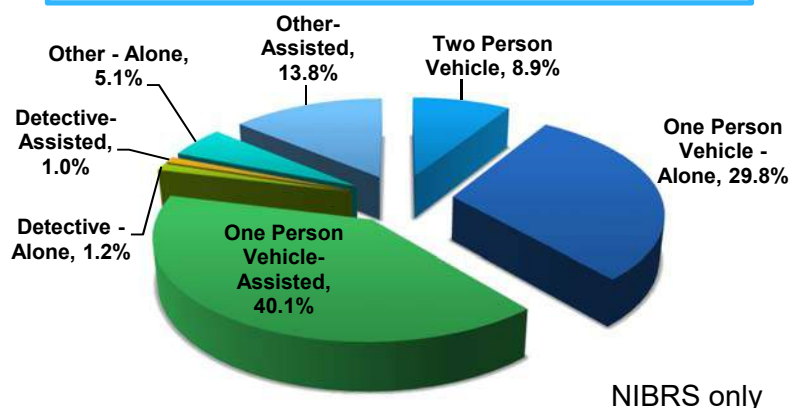
Data collection on officers killed or assaulted includes Aggravated Assaults which result in serious injury or in which a weapon was used which could have caused serious injury or death. The reporting of Simple Assault incidents are excluded or when more verbal abuse or minor resistance to an arrest exist.

### Officers Assaulted

Assaults Reported **1643**  
Change from 2015 **8.2%**

During the year of 2017, **no** Washington law enforcement officer was killed in the line of duty.

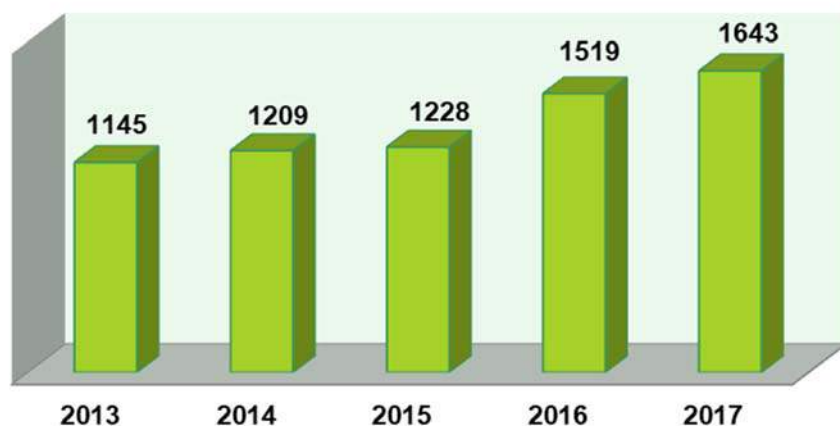
### Types of Officer Assignment During Assaults



### Percentage of Assaults on Officers By Time of Day

|            | Distribution |
|------------|--------------|
| 12am – 4am | 16.9%        |
| 4am – 8am  | 6.6%         |
| 8am – 12pm | 13.0%        |
| 12pm – 4pm | 19.3%        |
| 4pm – 8pm  | 20.7%        |
| 8pm – 12am | 23.4%        |

### Officers Assaulted Five-Year Trend

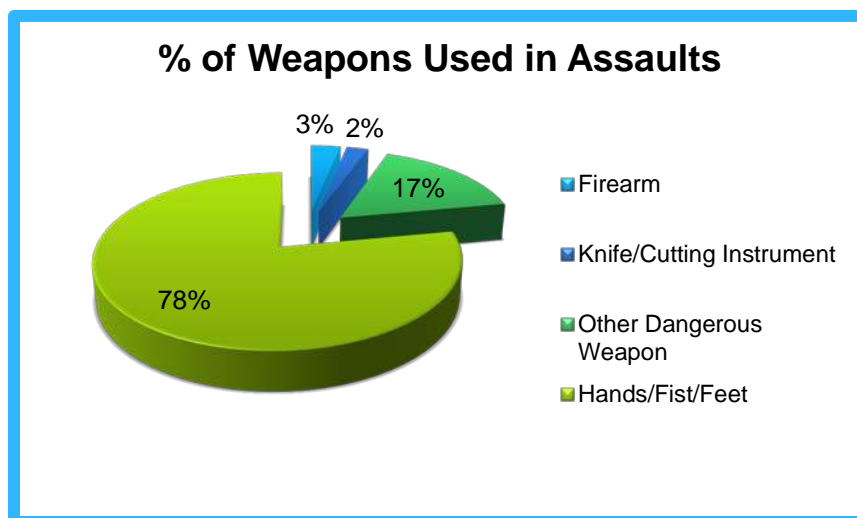


## 2017 Washington Law Enforcement Officers Assaulted

### Officer Assaults by Type of Activity and Weapon Used

| Type of Activity          | Type of Weapon |                             |                        |                         | Total Assaults | With Injury* | Without Injury* | Assaults Cleared |
|---------------------------|----------------|-----------------------------|------------------------|-------------------------|----------------|--------------|-----------------|------------------|
|                           | Firearm        | Knife or Cutting Instrument | Other Dangerous Weapon | Hands, Fist, Feet, etc. |                |              |                 |                  |
| Responding to disturbance | 18             | 13                          | 46                     | 418                     | 495            | 23           | 459             | 449              |
| Burglary in progress      | 0              | 3                           | 9                      | 19                      | 31             | 0            | 28              | 25               |
| Robbery in progress       | 5              | 0                           | 13                     | 34                      | 52             | 3            | 47              | 43               |
| Attempting other arrests  | 7              | 4                           | 35                     | 287                     | 333            | 7            | 319             | 307              |
| Civil disorder            | 0              | 0                           | 0                      | 7                       | 7              | 0            | 7               | 7                |
| Handling prisoners        | 0              | 0                           | 15                     | 122                     | 137            | 10           | 123             | 110              |
| Suspicious circumstances  | 7              | 8                           | 26                     | 104                     | 145            | 6            | 124             | 119              |
| Ambush                    | 4              | 0                           | 1                      | 1                       | 6              | 1            | 5               | 6                |
| Mentally deranged         | 4              | 3                           | 10                     | 71                      | 88             | 0            | 86              | 66               |
| Traffic pursuit/stop      | 2              | 0                           | 72                     | 44                      | 118            | 3            | 110             | 103              |
| All Other                 | 5              | 7                           | 45                     | 174                     | 231            | 8            | 219             | 184              |
| <b>Total</b>              | <b>52</b>      | <b>38</b>                   | <b>272</b>             | <b>1,281</b>            | <b>1,643</b>   | <b>61</b>    | <b>1,527</b>    | <b>1,419</b>     |

*\*NIBRS agencies only*



# **Individual Agency National Incident-Based Reporting System (NIBRS)**

---

The following section provides individual law enforcement agencies' offense counts for Crimes Against Persons, Crimes Against Property, and Crimes Against Society.

Populations are based on the Washington State Office of Financial Management "Official November 30, 2017, Population Estimates", except for university, port, tribal, or state law enforcement agencies and non-reporting agencies which show zero populations.

The population data reflect permanent residents only. It does not include transient and visitor populations or residents of the military bases and state or federal hospitals.

Individuals using these tabulations are cautioned against drawing conclusions by making direct comparisons between cities and/or counties due to the existence of numerous factors which affect the amount and type of crime from place to place. It is important to remember that crime is a social problem and, therefore, a concern of the entire community. The efforts of law enforcement are limited to factors within its control.

## NIBRS Individual Agency Page Table Legend

|   |                    |                  |                  |                |                         |                      |
|---|--------------------|------------------|------------------|----------------|-------------------------|----------------------|
| 1 | Agency Name        | 2                | Agency County    | 3              | Population:             | 16,860               |
|   |                    |                  |                  | 4              | Months Reported:        | 12                   |
| 5 | Offense Overview   |                  |                  | 6              | Arrest Overview         |                      |
|   | Offense Total      | 1948             |                  |                | Arrest Total            | 866                  |
|   | # of Cleared Offer | 1037             |                  |                | Adult Arrest Total      | 783                  |
|   | Percent Cleared    | 53.2%            |                  |                | Juvenile Arrest Total   | 83                   |
| 7 | Group A Offenses   | 8                | 9                | 10             |                         |                      |
|   |                    | Reported<br>2012 | Reported<br>2013 | % of<br>Change | Crime Rate<br>per 1,000 | Total<br>Arrests     |
|   |                    |                  |                  |                |                         | DV Offense<br>Totals |
|   |                    |                  |                  |                | 11                      | 12                   |
|   |                    |                  |                  |                |                         | 13                   |

### Comparison of Two-Years of NIBRS Data Submissions

*Note: If no NIBRS data was submitted in the prior year, the column will display all zeroes.*

1. Contributing agency's name.
2. The county in which contributing agency is located.
3. The estimated population based on the state Office of Financial Management (OFM) annual November forecast.
4. How many months NIBRS data was reported in the current year.  
*Note: agencies with both NIBRS and Summary submissions have separate tables.*
5. An overview of total offenses and clearances\* in a current year.
6. An overview of total arrests with sub-totals for adult and juvenile arrests.
7. The list of reportable Group A offenses.
8. The total number of each offense reported in the previous year.
9. The total number of each offense reported in the current year.
10. Percentage of change between current and previous years' offenses. *Note: If last year's total value is zero, then the calculation cannot be done because a number can never be divided by zero. Further, if less than a full year's data is provided in the previous or current year, there will be no percent of change shown.*
11. Crime rate per 1,000 population for each offense category.
12. Total arrests for the current year; includes adult and juveniles arrested.
13. Total offenses classified with Domestic Violence involvement for the current year.

*\*Note: A clearance can be by "arrest" or "exceptional means" and could possibly be for an offense in a prior year. The number does not reflect the number of persons arrested in an offense. A clearance does not include a case for which a law enforcement agency could not proceed with an investigation due to an uncooperative or unavailable witness or victim.*

# Understanding the Data Displays

## Charts and Graphs Legend

**Group B Arrest Only Table** – The offenses are from arrests only. Adults are 18 years and over; juveniles are 17 years and under; both male and female are included in these numbers.

**Domestic Violence Injuries** – This chart/graph represents the types of injuries that occurred in Domestic Violence offenses.

**Number of Crimes with Weapons Involved** – This chart/graph represents the numbers of offenses involving weapons. Some weapons are grouped together; following is the breakdown of groupings:

- ***Firearms*** – Handguns, Rifle, Shotgun, Firearm (type not stated), and other firearms.
- ***Knife/Cutting Instruments*** – A Cutting Instrument could be a broken bottle.
- ***Blunt Objects*** – including Motor Vehicles.
- ***Personal Weapons*** – Hands, Fists, and Feet.
- ***Other*** – Poison, Explosives, Fire/Incendiary Device, Drugs/Narcotics/Sleeping Pills, or Asphyxiation.
- ***None/Unknown***

**Drug Offenses by Type** – This chart/graph represents the percentage of drug crimes by type. Drug types have been grouped together in the following:

- ***Depressants*** – Includes but not limited to: Valium, Xanax, Librium, and Barbiturates.
- ***Hallucinogens*** – Includes but not limited to: LSD, PCP, Ecstasy, Mescaline, and Psilocybin.
- ***Opiates*** – Includes but not limited to: Morphine, Codeine, Opium, and OxyContin.
- ***Stimulants*** – Includes but not limited to: Cocaine, Amphetamines, and Methamphetamines.
- ***Marijuana*** and its derivatives.
- ***Heroin***

**Relationship of Victim to Offender** – This represents the relationships within Crimes Against Persons and Robbery offenses. Relationships have been grouped together in the following:

- ***Within Family*** – Spouse, Parent, Sibling, Child, Grandparent, Grandchild, In-Law, Stepparent, Stepchild, Stepsibling, and Other Family member.
- ***Outside Family*** – Acquaintance, Friend, Neighbor, Babysitter (the baby), Boyfriend/Girlfriend, Child of Boyfriend/Girlfriend, Homosexual Relationship, Ex-Spouse, Employee, Employer, and Otherwise Known.
- ***Not Known*** – Relationship Unknown and Stranger.
- ***Other*** – Victim was Offender. The person must be both a victim and an offender within an incident, as in a Mutual Combatant situation.

**Property Values** – These values describe property loss, recovered, seized, etc. They are reported in all Crimes Against Property, Crimes Against Society, and Kidnapping offenses.

## 2017 Washington NIBRS Submission Agencies

**Adams SO**

Adams County

Population: 10,035  
Months Reported: 12

**Offense Overview**

Offense Total 498  
# of Cleared Offense 194  
Percent Cleared 39.0%

**Group A Arrest Overview**

Arrest Total 173  
Adult Arrest Total 150  
Juvenile Arrest Total 23

| Group A Offenses                 | Reported 2016 | Reported 2017 | % of Change   | Crime Rate per 1,000 | Total Arrests | DV Offense Totals |
|----------------------------------|---------------|---------------|---------------|----------------------|---------------|-------------------|
| Murder                           | 1             | 1             | 0.0%          | 0.1                  | 1             | 0                 |
| Manslaughter                     | 0             | 0             |               | 0.0                  | 0             | 0                 |
| Rape                             | 3             | 2             | -33.3%        | 0.2                  | 1             | 2                 |
| Sodomy                           | 1             | 0             | -100.0%       | 0.0                  | 0             | 0                 |
| Sexual Assault w/Object          | 0             | 0             |               | 0.0                  | 0             | 0                 |
| Fondling                         | 9             | 14            | 55.6%         | 1.4                  | 0             | 7                 |
| Aggravated Assault               | 15            | 9             | -40.0%        | 0.9                  | 7             | 7                 |
| Simple Assault                   | 77            | 71            | -7.8%         | 7.1                  | 41            | 46                |
| Intimidation                     | 26            | 13            | -50.0%        | 1.3                  | 5             | 7                 |
| Kidnapping                       | 1             | 1             | 0.0%          | 0.1                  | 1             | 1                 |
| Incest                           | 0             | 0             |               | 0.0                  | 0             | 0                 |
| Statutory Rape                   | 2             | 1             | -50.0%        | 0.1                  | 1             | 1                 |
| Human Trafficking Offenses       | 0             | 0             |               | 0.0                  | 0             | 0                 |
| Violation of No Contact/Protect. | 31            | 21            | -32.3%        | 2.1                  | 9             | 18                |
| Robbery                          | 3             | 3             | 0.0%          | 0.3                  | 5             | 0                 |
| Burglary                         | 83            | 50            | -39.8%        | 5.0                  | 13            | 3                 |
| Larceny-Theft Offenses           | 89            | 72            | -19.1%        | 7.2                  | 13            | 3                 |
| Motor Vehicle Theft              | 23            | 29            | 26.1%         | 2.9                  | 14            | 8                 |
| Arson                            | 0             | 1             |               | 0.1                  | 0             | 0                 |
| Destruction of Property          | 107           | 84            | -21.5%        | 8.4                  | 10            | 0                 |
| Counterfeiting/Forgery           | 1             | 2             | 100.0%        | 0.2                  | 3             | 0                 |
| Fraud Offenses                   | 26            | 28            | 7.7%          | 2.8                  | 0             | 0                 |
| Embezzlement                     | 0             | 0             |               | 0.0                  | 0             | 0                 |
| Extortion/Blackmail              | 0             | 0             |               | 0.0                  | 0             | 0                 |
| Bribery                          | 0             | 0             |               | 0.0                  | 0             | 0                 |
| Stolen Property Offenses         | 7             | 3             | -57.1%        | 0.3                  | 2             | 0                 |
| Animal Cruelty                   | 0             | 0             |               | 0.0                  | 0             | 0                 |
| Drug/Narcotic Violations         | 40            | 52            | 30.0%         | 5.2                  | 46            | 0                 |
| Drug Equipment Violations        | 9             | 19            | 111.1%        | 1.9                  | 0             | 0                 |
| Gambling Offenses                | 0             | 0             |               | 0.0                  | 0             | 0                 |
| Pornography                      | 0             | 1             |               | 0.1                  | 0             | 0                 |
| Prostitution Offenses            | 0             | 0             |               | 0.0                  | 0             | 0                 |
| Weapon Law Violations            | 17            | 21            | 23.5%         | 2.1                  | 1             | 0                 |
| <b>Grand Total</b>               | <b>571</b>    | <b>498</b>    | <b>-12.8%</b> | <b>49.6</b>          | <b>173</b>    | <b>103</b>        |

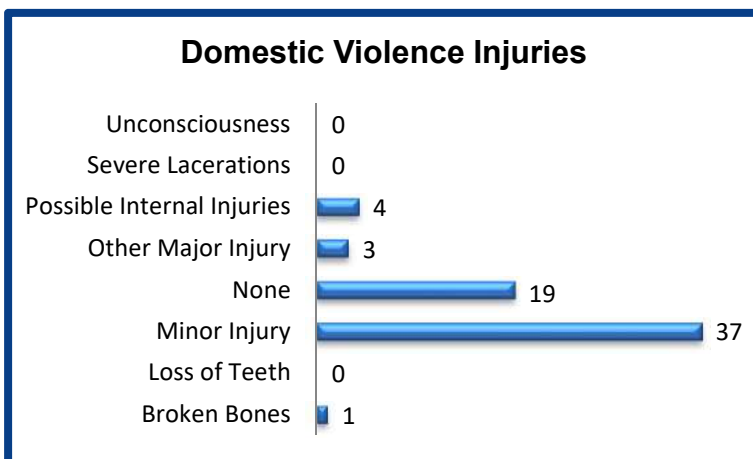
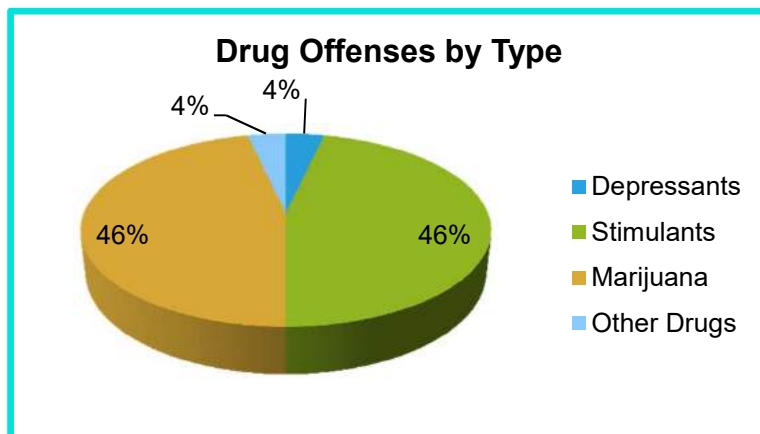
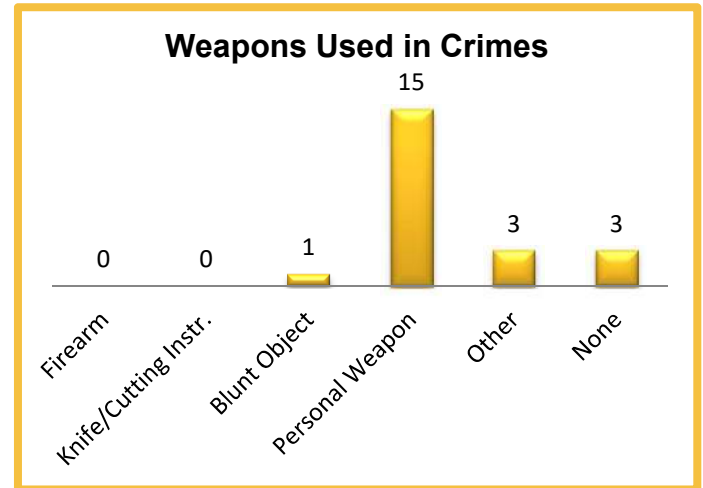
## 2017 Washington NIBRS Submission Agencies

Adams SO

Continued

### 2017 Group B Arrests

| Offense               | Adult     | Juvenile |
|-----------------------|-----------|----------|
| Bad Checks            | 0         | 0        |
| Curfew/Vagrancy       | 0         | 0        |
| Disorderly Conduct    | 2         | 0        |
| Drunkenness           | 0         | 0        |
| DUI                   | 62        | 0        |
| Family Offenses       | 0         | 0        |
| Liquor Law Violations | 1         | 0        |
| Peeping Tom           | 0         | 0        |
| Trespass              | 5         | 0        |
| All Other Offenses    | 17        | 0        |
| <b>Total</b>          | <b>87</b> | <b>0</b> |



### 2017 Property Values by Type

| Type                 | Value            |
|----------------------|------------------|
| Seized               | \$1,300          |
| Burned               | \$14,800         |
| Counterfeited/Forged | \$1,083          |
| Destroyed/Damaged    | \$32,249         |
| Recovered            | \$186,365        |
| Stolen               | \$402,449        |
| <b>Total</b>         | <b>\$638,246</b> |

## 2017 Washington NIBRS Submission Agencies

**Othello PD**

Adams County

Population: 8,175  
Months Reported: 12

**Offense Overview**

Offense Total 623  
# of Cleared Offense 198  
Percent Cleared 31.8%

**Group A Arrest Overview**

Arrest Total 169  
Adult Arrest Total 131  
Juvenile Arrest Total 38

| Group A Offenses                 | Reported 2016 | Reported 2017 | % of Change  | Crime Rate per 1,000 | Total Arrests | DV Offense Totals |
|----------------------------------|---------------|---------------|--------------|----------------------|---------------|-------------------|
| Murder                           | 0             | 0             |              | 0.0                  | 0             | 0                 |
| Manslaughter                     | 0             | 0             |              | 0.0                  | 0             | 0                 |
| Rape                             | 3             | 2             | -33.3%       | 0.2                  | 1             | 1                 |
| Sodomy                           | 0             | 0             |              | 0.0                  | 0             | 0                 |
| Sexual Assault w/Object          | 0             | 0             |              | 0.0                  | 0             | 0                 |
| Fondling                         | 2             | 8             | 300.0%       | 1.0                  | 0             | 4                 |
| Aggravated Assault               | 9             | 10            | 11.1%        | 1.2                  | 9             | 4                 |
| Simple Assault                   | 115           | 86            | -25.2%       | 10.5                 | 51            | 50                |
| Intimidation                     | 19            | 10            | -47.4%       | 1.2                  | 0             | 2                 |
| Kidnapping                       | 1             | 0             | -100.0%      | 0.0                  | 0             | 0                 |
| Incest                           | 0             | 0             |              | 0.0                  | 0             | 0                 |
| Statutory Rape                   | 0             | 3             |              | 0.4                  | 0             | 2                 |
| Human Trafficking Offenses       | 0             | 0             |              | 0.0                  | 0             | 0                 |
| Violation of No Contact/Protect. | 36            | 44            | 22.2%        | 5.4                  | 5             | 38                |
| Robbery                          | 5             | 1             | -80.0%       | 0.1                  | 0             | 0                 |
| Burglary                         | 40            | 37            | -7.5%        | 4.5                  | 6             | 5                 |
| Larceny-Theft Offenses           | 163           | 119           | -27.0%       | 14.6                 | 22            | 5                 |
| Motor Vehicle Theft              | 41            | 30            | -26.8%       | 3.7                  | 5             | 1                 |
| Arson                            | 1             | 3             | 200.0%       | 0.4                  | 0             | 0                 |
| Destruction of Property          | 123           | 184           | 49.6%        | 22.5                 | 11            | 0                 |
| Counterfeiting/Forgery           | 4             | 6             | 50.0%        | 0.7                  | 0             | 0                 |
| Fraud Offenses                   | 8             | 8             | 0.0%         | 1.0                  | 1             | 0                 |
| Embezzlement                     | 0             | 0             |              | 0.0                  | 0             | 0                 |
| Extortion/Blackmail              | 0             | 0             |              | 0.0                  | 0             | 0                 |
| Bribery                          | 0             | 0             |              | 0.0                  | 0             | 0                 |
| Stolen Property Offenses         | 2             | 0             | -100.0%      | 0.0                  | 1             | 0                 |
| Animal Cruelty                   | 0             | 0             |              | 0.0                  | 0             | 0                 |
| Drug/Narcotic Violations         | 63            | 63            | 0.0%         | 7.7                  | 50            | 0                 |
| Drug Equipment Violations        | 0             | 0             |              | 0.0                  | 0             | 0                 |
| Gambling Offenses                | 0             | 0             |              | 0.0                  | 0             | 0                 |
| Pornography                      | 1             | 0             | -100.0%      | 0.0                  | 0             | 0                 |
| Prostitution Offenses            | 1             | 0             | -100.0%      | 0.0                  | 0             | 0                 |
| Weapon Law Violations            | 12            | 9             | -25.0%       | 1.1                  | 7             | 0                 |
| <b>Grand Total</b>               | <b>649</b>    | <b>623</b>    | <b>-4.0%</b> | <b>76.2</b>          | <b>169</b>    | <b>112</b>        |

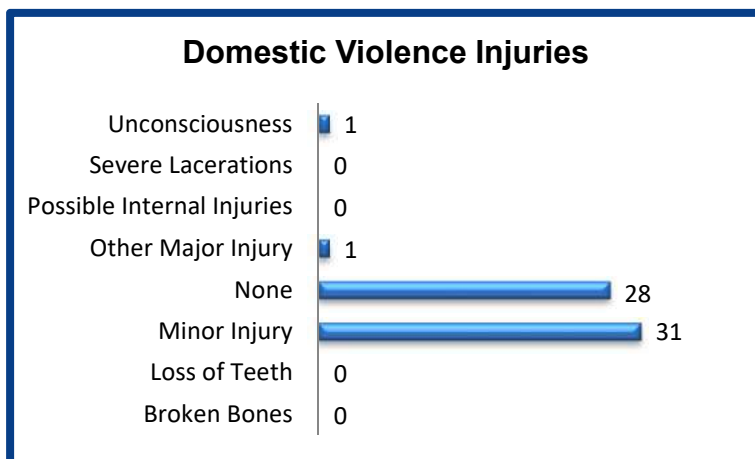
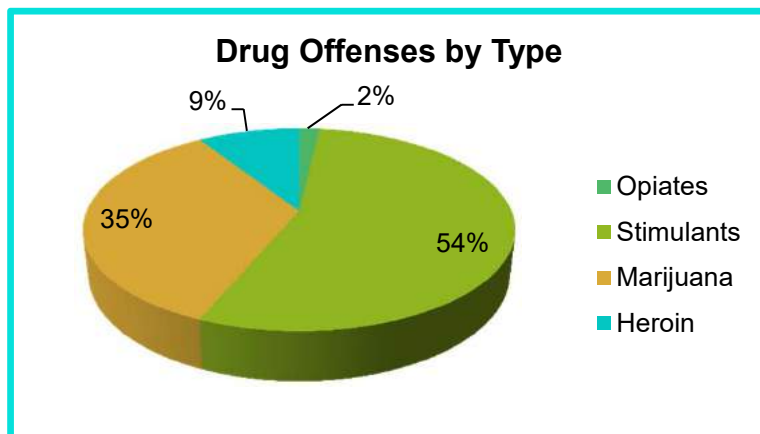
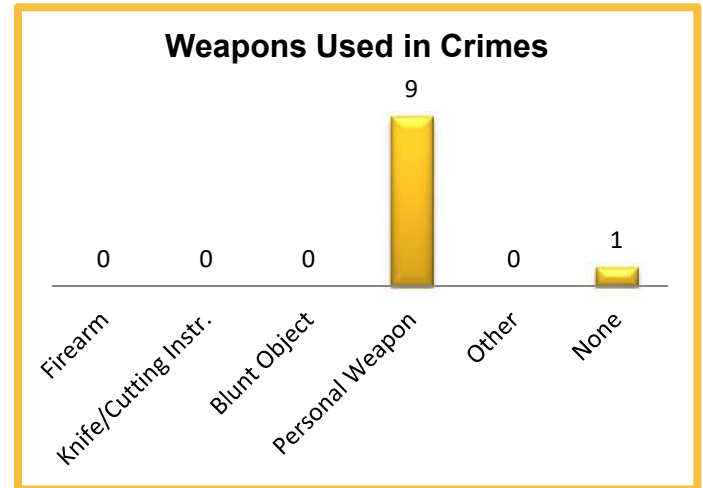
## 2017 Washington NIBRS Submission Agencies

Othello PD

Continued

### 2017 Group B Arrests

| Offense               | Adult     | Juvenile  |
|-----------------------|-----------|-----------|
| Bad Checks            | 0         | 0         |
| Curfew/Vagrancy       | 0         | 0         |
| Disorderly Conduct    | 2         | 1         |
| Drunkenness           | 0         | 0         |
| DUI                   | 27        | 1         |
| Family Offenses       | 0         | 0         |
| Liquor Law Violations | 5         | 18        |
| Peeping Tom           | 0         | 0         |
| Trespass              | 11        | 2         |
| All Other Offenses    | 21        | 1         |
| <b>Total</b>          | <b>66</b> | <b>23</b> |



### 2017 Property Values by Type

| Type                 | Value            |
|----------------------|------------------|
| Seized               | \$600            |
| Burned               | \$1,280          |
| Counterfeited/Forged | \$3,307          |
| Destroyed/Damaged    | \$69,672         |
| Recovered            | \$84,181         |
| Stolen               | \$235,252        |
| <b>Total</b>         | <b>\$394,292</b> |

## 2017 Washington NIBRS Submission Agencies

**Ritzville PD**

Adams County

Population: 1,660  
Months Reported: 12

**Offense Overview**

Offense Total 202  
# of Cleared Offense 32  
Percent Cleared 15.8%

**Group A Arrest Overview**

Arrest Total 24  
Adult Arrest Total 23  
Juvenile Arrest Total 1

| Group A Offenses                 | Reported 2016 | Reported 2017 | % of Change  | Crime Rate per 1,000 | Total Arrests | DV Offense Totals |
|----------------------------------|---------------|---------------|--------------|----------------------|---------------|-------------------|
| Murder                           | 0             | 0             |              | 0.0                  | 0             | 0                 |
| Manslaughter                     | 0             | 0             |              | 0.0                  | 0             | 0                 |
| Rape                             | 0             | 1             |              | 0.6                  | 0             | 0                 |
| Sodomy                           | 0             | 0             |              | 0.0                  | 0             | 0                 |
| Sexual Assault w/Object          | 0             | 0             |              | 0.0                  | 0             | 0                 |
| Fondling                         | 0             | 2             |              | 1.2                  | 0             | 0                 |
| Aggravated Assault               | 0             | 1             |              | 0.6                  | 0             | 1                 |
| Simple Assault                   | 6             | 20            | 233.3%       | 12.0                 | 9             | 8                 |
| Intimidation                     | 13            | 6             | -53.8%       | 3.6                  | 0             | 1                 |
| Kidnapping                       | 0             | 1             |              | 0.6                  | 0             | 0                 |
| Incest                           | 0             | 0             |              | 0.0                  | 0             | 0                 |
| Statutory Rape                   | 0             | 0             |              | 0.0                  | 0             | 0                 |
| Human Trafficking Offenses       | 0             | 0             |              | 0.0                  | 0             | 0                 |
| Violation of No Contact/Protect. | 3             | 7             | 133.3%       | 4.2                  | 3             | 6                 |
| Robbery                          | 0             | 0             |              | 0.0                  | 0             | 0                 |
| Burglary                         | 21            | 41            | 95.2%        | 24.7                 | 3             | 1                 |
| Larceny-Theft Offenses           | 83            | 61            | -26.5%       | 36.7                 | 4             | 1                 |
| Motor Vehicle Theft              | 7             | 5             | -28.6%       | 3.0                  | 0             | 0                 |
| Arson                            | 0             | 1             |              | 0.6                  | 1             | 0                 |
| Destruction of Property          | 25            | 32            | 28.0%        | 19.3                 | 2             | 0                 |
| Counterfeiting/Forgery           | 1             | 3             | 200.0%       | 1.8                  | 0             | 0                 |
| Fraud Offenses                   | 13            | 16            | 23.1%        | 9.6                  | 0             | 0                 |
| Embezzlement                     | 0             | 0             |              | 0.0                  | 0             | 0                 |
| Extortion/Blackmail              | 0             | 0             |              | 0.0                  | 0             | 0                 |
| Bribery                          | 0             | 0             |              | 0.0                  | 0             | 0                 |
| Stolen Property Offenses         | 0             | 0             |              | 0.0                  | 0             | 0                 |
| Animal Cruelty                   | 0             | 0             |              | 0.0                  | 0             | 0                 |
| Drug/Narcotic Violations         | 4             | 5             | 25.0%        | 3.0                  | 2             | 0                 |
| Drug Equipment Violations        | 0             | 0             |              | 0.0                  | 0             | 0                 |
| Gambling Offenses                | 0             | 0             |              | 0.0                  | 0             | 0                 |
| Pornography                      | 0             | 0             |              | 0.0                  | 0             | 0                 |
| Prostitution Offenses            | 0             | 0             |              | 0.0                  | 0             | 0                 |
| Weapon Law Violations            | 2             | 0             | -100.0%      | 0.0                  | 0             | 0                 |
| <b>Grand Total</b>               | <b>178</b>    | <b>202</b>    | <b>13.5%</b> | <b>121.7</b>         | <b>24</b>     | <b>18</b>         |

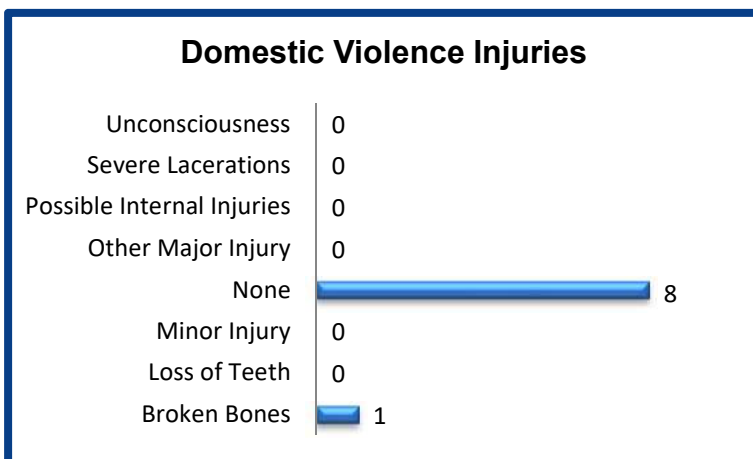
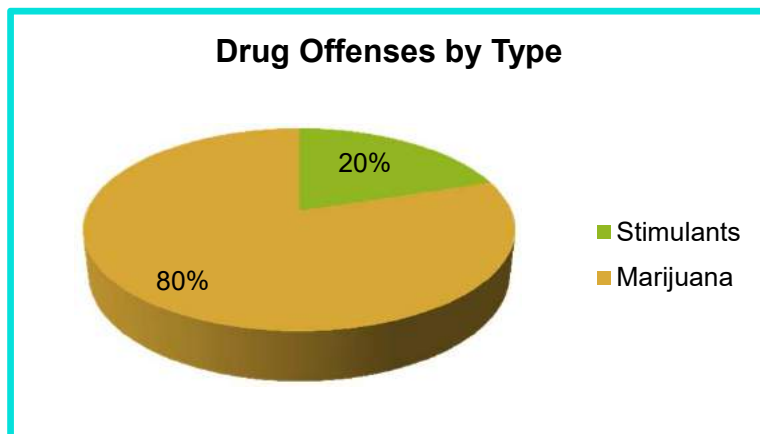
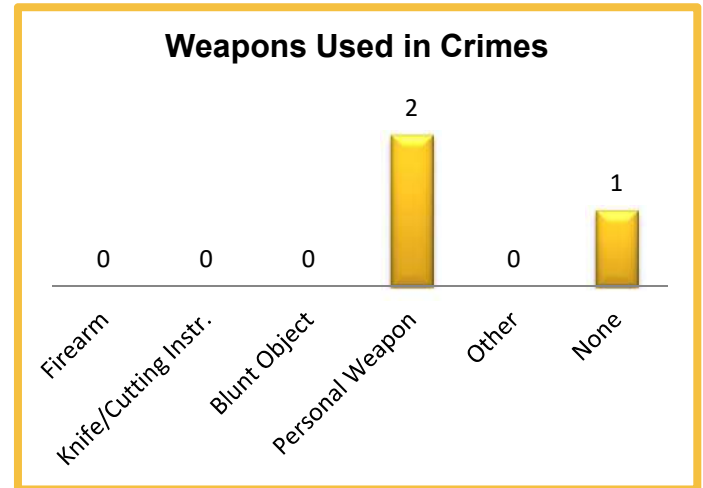
## 2017 Washington NIBRS Submission Agencies

Ritzville PD

Continued

### 2017 Group B Arrests

| Offense               | Adult    | Juvenile |
|-----------------------|----------|----------|
| Bad Checks            | 0        | 0        |
| Curfew/Vagrancy       | 0        | 0        |
| Disorderly Conduct    | 1        | 0        |
| Drunkenness           | 0        | 0        |
| DUI                   | 5        | 0        |
| Family Offenses       | 0        | 0        |
| Liquor Law Violations | 0        | 0        |
| Peeping Tom           | 0        | 0        |
| Trespass              | 2        | 1        |
| All Other Offenses    | 1        | 0        |
| <b>Total</b>          | <b>9</b> | <b>1</b> |



### 2017 Property Values by Type

| Type                 | Value           |
|----------------------|-----------------|
| Seized               | \$0             |
| Burned               | \$25            |
| Counterfeited/Forged | \$220           |
| Destroyed/Damaged    | \$14,237        |
| Recovered            | \$6,993         |
| Stolen               | \$74,366        |
| <b>Total</b>         | <b>\$95,841</b> |

## 2017 Washington NIBRS Submission Agencies

**Asotin SO**

Asotin County

Population: 13,765  
Months Reported: 12

**Offense Overview**

Offense Total 391  
# of Cleared Offense 133  
Percent Cleared 34.0%

**Group A Arrest Overview**

Arrest Total 39  
Adult Arrest Total 39  
Juvenile Arrest Total 0

| Group A Offenses                 | Reported 2016 | Reported 2017 | % of Change | Crime Rate per 1,000 | Total Arrests | DV Offense Totals |
|----------------------------------|---------------|---------------|-------------|----------------------|---------------|-------------------|
| Murder                           | 0             | 0             |             | 0.0                  | 0             | 0                 |
| Manslaughter                     | 0             | 0             |             | 0.0                  | 0             | 0                 |
| Rape                             | 4             | 2             | -50.0%      | 0.1                  | 0             | 0                 |
| Sodomy                           | 0             | 0             |             | 0.0                  | 0             | 0                 |
| Sexual Assault w/Object          | 0             | 0             |             | 0.0                  | 0             | 0                 |
| Fondling                         | 3             | 1             | -66.7%      | 0.1                  | 0             | 0                 |
| Aggravated Assault               | 10            | 12            | 20.0%       | 0.9                  | 3             | 5                 |
| Simple Assault                   | 87            | 90            | 3.4%        | 6.5                  | 17            | 62                |
| Intimidation                     | 1             | 0             | -100.0%     | 0.0                  | 0             | 0                 |
| Kidnapping                       | 0             | 2             |             | 0.1                  | 0             | 2                 |
| Incest                           | 0             | 1             |             | 0.1                  | 0             | 1                 |
| Statutory Rape                   | 0             | 0             |             | 0.0                  | 0             | 0                 |
| Human Trafficking Offenses       | 0             | 0             |             | 0.0                  | 0             | 0                 |
| Violation of No Contact/Protect. | 0             | 0             |             | 0.0                  | 0             | 0                 |
| Robbery                          | 0             | 2             |             | 0.1                  | 2             | 0                 |
| Burglary                         | 36            | 34            | -5.6%       | 2.5                  | 0             | 3                 |
| Larceny-Theft Offenses           | 117           | 103           | -12.0%      | 7.5                  | 0             | 0                 |
| Motor Vehicle Theft              | 20            | 11            | -45.0%      | 0.8                  | 0             | 0                 |
| Arson                            | 1             | 0             | -100.0%     | 0.0                  | 0             | 0                 |
| Destruction of Property          | 60            | 67            | 11.7%       | 4.9                  | 5             | 0                 |
| Counterfeiting/Forgery           | 2             | 0             | -100.0%     | 0.0                  | 0             | 0                 |
| Fraud Offenses                   | 8             | 6             | -25.0%      | 0.4                  | 0             | 0                 |
| Embezzlement                     | 0             | 0             |             | 0.0                  | 0             | 0                 |
| Extortion/Blackmail              | 0             | 0             |             | 0.0                  | 0             | 0                 |
| Bribery                          | 0             | 0             |             | 0.0                  | 0             | 0                 |
| Stolen Property Offenses         | 1             | 1             | 0.0%        | 0.1                  | 0             | 0                 |
| Animal Cruelty                   | 0             | 0             |             | 0.0                  | 0             | 0                 |
| Drug/Narcotic Violations         | 3             | 27            | 800.0%      | 2.0                  | 8             | 0                 |
| Drug Equipment Violations        | 1             | 22            | 2100.0%     | 1.6                  | 1             | 0                 |
| Gambling Offenses                | 0             | 0             |             | 0.0                  | 0             | 0                 |
| Pornography                      | 0             | 1             |             | 0.1                  | 0             | 0                 |
| Prostitution Offenses            | 0             | 0             |             | 0.0                  | 0             | 0                 |
| Weapon Law Violations            | 2             | 9             | 350.0%      | 0.7                  | 3             | 0                 |
| <b>Grand Total</b>               | <b>356</b>    | <b>391</b>    | <b>9.8%</b> | <b>28.4</b>          | <b>39</b>     | <b>73</b>         |

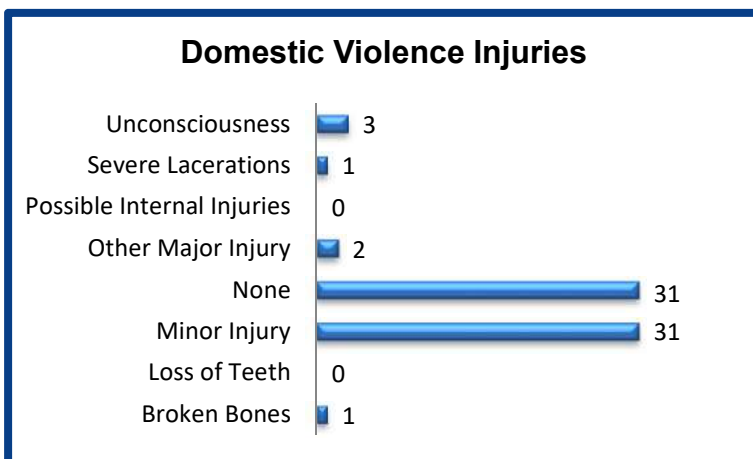
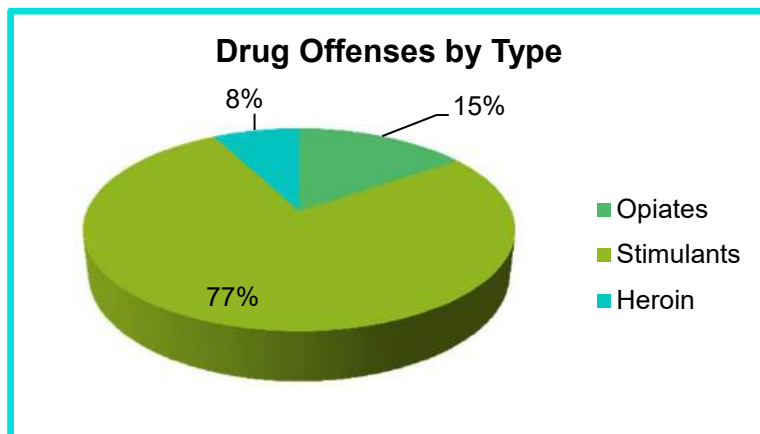
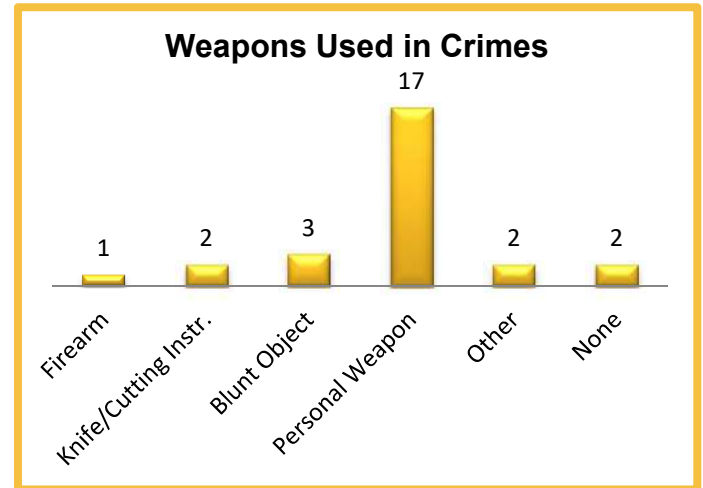
## 2017 Washington NIBRS Submission Agencies

Asotin SO

Continued

### 2017 Group B Arrests

| Offense               | Adult      | Juvenile |
|-----------------------|------------|----------|
| Bad Checks            | 0          | 0        |
| Curfew/Vagrancy       | 0          | 0        |
| Disorderly Conduct    | 24         | 0        |
| Drunkenness           | 0          | 0        |
| DUI                   | 27         | 1        |
| Family Offenses       | 1          | 0        |
| Liquor Law Violations | 12         | 0        |
| Peeping Tom           | 0          | 0        |
| Trespass              | 6          | 0        |
| All Other Offenses    | 602        | 2        |
| <b>Total</b>          | <b>672</b> | <b>3</b> |



### 2017 Property Values by Type

| Type                 | Value            |
|----------------------|------------------|
| Seized               | \$12,414         |
| Burned               | \$0              |
| Counterfeited/Forged | \$0              |
| Destroyed/Damaged    | \$58,363         |
| Recovered            | \$98,525         |
| Stolen               | \$285,992        |
| <b>Total</b>         | <b>\$455,294</b> |

## 2017 Washington NIBRS Submission Agencies

**Asotin PD**

Asotin County

Population: 1,275  
Months Reported: 8

**Offense Overview**

Offense Total 24  
# of Cleared Offense 4  
Percent Cleared 16.7%

**Group A Arrest Overview**

Arrest Total 1  
Adult Arrest Total 0  
Juvenile Arrest Total 1

| Group A Offenses                 | Reported 2016 | Reported 2017 | % of Change* | Crime Rate per 1,000 | Total Arrests | DV Offense Totals |
|----------------------------------|---------------|---------------|--------------|----------------------|---------------|-------------------|
| Murder                           | 0             | 0             |              | 0.0                  | 0             | 0                 |
| Manslaughter                     | 0             | 0             |              | 0.0                  | 0             | 0                 |
| Rape                             | 0             | 1             |              | 0.8                  | 0             | 1                 |
| Sodomy                           | 0             | 0             |              | 0.0                  | 0             | 0                 |
| Sexual Assault w/Object          | 0             | 0             |              | 0.0                  | 0             | 0                 |
| Fondling                         | 0             | 0             |              | 0.0                  | 0             | 0                 |
| Aggravated Assault               | 0             | 0             |              | 0.0                  | 0             | 0                 |
| Simple Assault                   | 11            | 6             |              | 4.7                  | 1             | 5                 |
| Intimidation                     | 2             | 0             |              | 0.0                  | 0             | 0                 |
| Kidnapping                       | 0             | 0             |              | 0.0                  | 0             | 0                 |
| Incest                           | 0             | 0             |              | 0.0                  | 0             | 0                 |
| Statutory Rape                   | 0             | 0             |              | 0.0                  | 0             | 0                 |
| Human Trafficking Offenses       | 0             | 0             |              | 0.0                  | 0             | 0                 |
| Violation of No Contact/Protect. | 0             | 0             |              | 0.0                  | 0             | 0                 |
| Robbery                          | 0             | 0             |              | 0.0                  | 0             | 0                 |
| Burglary                         | 6             | 2             |              | 1.6                  | 0             | 0                 |
| Larceny-Theft Offenses           | 16            | 9             |              | 7.1                  | 0             | 0                 |
| Motor Vehicle Theft              | 1             | 0             |              | 0.0                  | 0             | 0                 |
| Arson                            | 0             | 0             |              | 0.0                  | 0             | 0                 |
| Destruction of Property          | 10            | 6             |              | 4.7                  | 0             | 0                 |
| Counterfeiting/Forgery           | 0             | 0             |              | 0.0                  | 0             | 0                 |
| Fraud Offenses                   | 1             | 0             |              | 0.0                  | 0             | 0                 |
| Embezzlement                     | 0             | 0             |              | 0.0                  | 0             | 0                 |
| Extortion/Blackmail              | 0             | 0             |              | 0.0                  | 0             | 0                 |
| Bribery                          | 0             | 0             |              | 0.0                  | 0             | 0                 |
| Stolen Property Offenses         | 0             | 0             |              | 0.0                  | 0             | 0                 |
| Animal Cruelty                   | 0             | 0             |              | 0.0                  | 0             | 0                 |
| Drug/Narcotic Violations         | 3             | 0             |              | 0.0                  | 0             | 0                 |
| Drug Equipment Violations        | 1             | 0             |              | 0.0                  | 0             | 0                 |
| Gambling Offenses                | 0             | 0             |              | 0.0                  | 0             | 0                 |
| Pornography                      | 0             | 0             |              | 0.0                  | 0             | 0                 |
| Prostitution Offenses            | 0             | 0             |              | 0.0                  | 0             | 0                 |
| Weapon Law Violations            | 0             | 0             |              | 0.0                  | 0             | 0                 |
| <b>Grand Total</b>               | <b>51</b>     | <b>24</b>     |              | <b>18.8</b>          | <b>1</b>      | <b>6</b>          |

\* Please see #10 in the NIBRS Individual Agency Page Table Legend on page 80

## 2017 Washington NIBRS Submission Agencies

Asotin PD

Continued

### 2017 Group B Arrests

| Offense               | Adult     | Juvenile |
|-----------------------|-----------|----------|
| Bad Checks            | 0         | 0        |
| Curfew/Vagrancy       | 0         | 0        |
| Disorderly Conduct    | 0         | 0        |
| Drunkenness           | 0         | 0        |
| DUI                   | 2         | 0        |
| Family Offenses       | 0         | 0        |
| Liquor Law Violations | 2         | 0        |
| Peeping Tom           | 0         | 0        |
| Trespass              | 2         | 0        |
| All Other Offenses    | 23        | 0        |
| <b>Total</b>          | <b>29</b> | <b>0</b> |

### Weapons Used in Crimes

**No Weapons  
Reported**

### Drug Offenses by Type

**No Drug Offenses by Type  
Reported**

### Relationship of Victim to Offender

|                |   |
|----------------|---|
| Other          | 0 |
| Not Known      | 0 |
| Outside Family | 1 |
| Within Family  | 6 |

### Domestic Violence Injuries

|                            |   |
|----------------------------|---|
| Unconsciousness            | 0 |
| Severe Lacerations         | 0 |
| Possible Internal Injuries | 0 |
| Other Major Injury         | 0 |
| None                       | 3 |
| Minor Injury               | 3 |
| Loss of Teeth              | 0 |
| Broken Bones               | 0 |

### 2017 Property Values by Type

| Type                 | Value          |
|----------------------|----------------|
| Seized               | \$0            |
| Burned               | \$0            |
| Counterfeited/Forged | \$0            |
| Destroyed/Damaged    | \$1,280        |
| Recovered            | \$390          |
| Stolen               | \$3,620        |
| <b>Total</b>         | <b>\$5,290</b> |

## 2017 Washington NIBRS Submission Agencies

**Clarkston PD**

Asotin County

Population: 7,250  
Months Reported: 12

**Offense Overview**

Offense Total 606  
# of Cleared Offense 163  
Percent Cleared 26.9%

**Group A Arrest Overview**

Arrest Total 20  
Adult Arrest Total 20  
Juvenile Arrest Total 0

| Group A Offenses                 | Reported 2016 | Reported 2017 | % of Change   | Crime Rate per 1,000 | Total Arrests | DV Offense Totals |
|----------------------------------|---------------|---------------|---------------|----------------------|---------------|-------------------|
| Murder                           | 1             | 0             | -100.0%       | 0.0                  | 1             | 0                 |
| Manslaughter                     | 0             | 0             |               | 0.0                  | 0             | 0                 |
| Rape                             | 6             | 3             | -50.0%        | 0.4                  | 0             | 1                 |
| Sodomy                           | 0             | 0             |               | 0.0                  | 0             | 0                 |
| Sexual Assault w/Object          | 0             | 0             |               | 0.0                  | 0             | 0                 |
| Fondling                         | 3             | 5             | 66.7%         | 0.7                  | 1             | 0                 |
| Aggravated Assault               | 18            | 11            | -38.9%        | 1.5                  | 0             | 9                 |
| Simple Assault                   | 154           | 86            | -44.2%        | 11.9                 | 5             | 53                |
| Intimidation                     | 1             | 0             | -100.0%       | 0.0                  | 0             | 0                 |
| Kidnapping                       | 1             | 0             | -100.0%       | 0.0                  | 0             | 0                 |
| Incest                           | 1             | 0             | -100.0%       | 0.0                  | 0             | 0                 |
| Statutory Rape                   | 2             | 1             | -50.0%        | 0.1                  | 0             | 0                 |
| Human Trafficking Offenses       | 0             | 0             |               | 0.0                  | 0             | 0                 |
| Violation of No Contact/Protect. | 0             | 0             |               | 0.0                  | 0             | 0                 |
| Robbery                          | 2             | 5             | 150.0%        | 0.7                  | 0             | 0                 |
| Burglary                         | 72            | 50            | -30.6%        | 6.9                  | 2             | 1                 |
| Larceny-Theft Offenses           | 479           | 267           | -44.3%        | 36.8                 | 6             | 0                 |
| Motor Vehicle Theft              | 14            | 11            | -21.4%        | 1.5                  | 0             | 0                 |
| Arson                            | 1             | 0             | -100.0%       | 0.0                  | 0             | 0                 |
| Destruction of Property          | 182           | 88            | -51.6%        | 12.1                 | 0             | 0                 |
| Counterfeiting/Forgery           | 5             | 1             | -80.0%        | 0.1                  | 0             | 0                 |
| Fraud Offenses                   | 25            | 17            | -32.0%        | 2.3                  | 0             | 0                 |
| Embezzlement                     | 2             | 0             | -100.0%       | 0.0                  | 0             | 0                 |
| Extortion/Blackmail              | 0             | 0             |               | 0.0                  | 0             | 0                 |
| Bribery                          | 0             | 0             |               | 0.0                  | 0             | 0                 |
| Stolen Property Offenses         | 20            | 3             | -85.0%        | 0.4                  | 2             | 0                 |
| Animal Cruelty                   | 0             | 0             |               | 0.0                  | 0             | 0                 |
| Drug/Narcotic Violations         | 21            | 23            | 9.5%          | 3.2                  | 2             | 0                 |
| Drug Equipment Violations        | 10            | 15            | 50.0%         | 2.1                  | 1             | 0                 |
| Gambling Offenses                | 0             | 0             |               | 0.0                  | 0             | 0                 |
| Pornography                      | 1             | 2             | 100.0%        | 0.3                  | 0             | 0                 |
| Prostitution Offenses            | 0             | 0             |               | 0.0                  | 0             | 0                 |
| Weapon Law Violations            | 10            | 18            | 80.0%         | 2.5                  | 0             | 0                 |
| <b>Grand Total</b>               | <b>1,031</b>  | <b>606</b>    | <b>-41.2%</b> | <b>83.6</b>          | <b>20</b>     | <b>64</b>         |

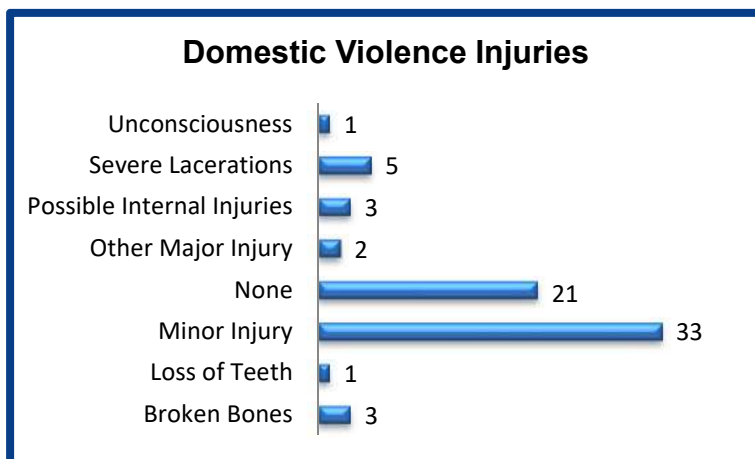
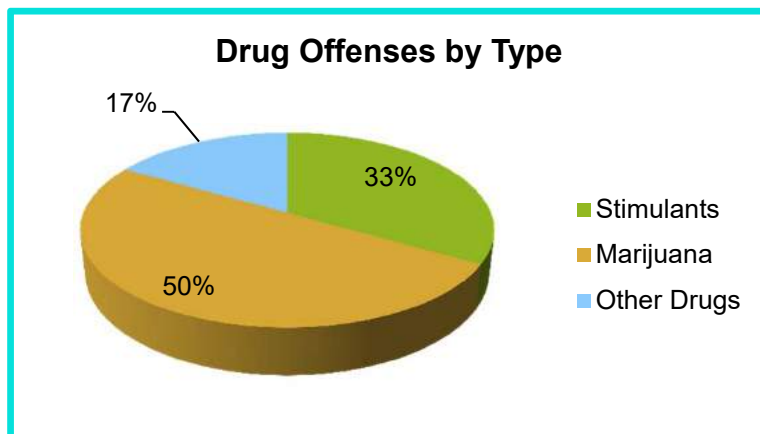
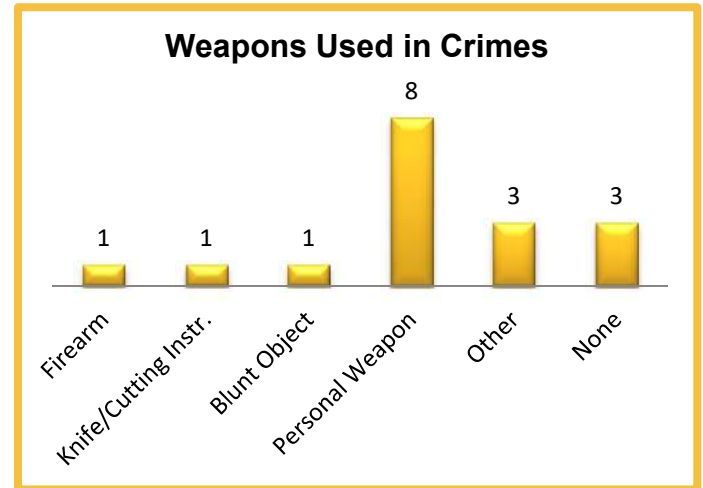
## 2017 Washington NIBRS Submission Agencies

Clarkston PD

Continued

### 2017 Group B Arrests

| Offense               | Adult      | Juvenile |
|-----------------------|------------|----------|
| Bad Checks            | 1          | 0        |
| Curfew/Vagrancy       | 0          | 0        |
| Disorderly Conduct    | 16         | 0        |
| Drunkenness           | 1          | 0        |
| DUI                   | 19         | 0        |
| Family Offenses       | 1          | 0        |
| Liquor Law Violations | 14         | 0        |
| Peeping Tom           | 0          | 0        |
| Trespass              | 21         | 0        |
| All Other Offenses    | 361        | 0        |
| <b>Total</b>          | <b>434</b> | <b>0</b> |



### 2017 Property Values by Type

| Type                 | Value            |
|----------------------|------------------|
| Seized               | \$17             |
| Burned               | \$0              |
| Counterfeited/Forged | \$1              |
| Destroyed/Damaged    | \$34,240         |
| Recovered            | \$65,065         |
| Stolen               | \$355,544        |
| <b>Total</b>         | <b>\$454,867</b> |

## 2017 Washington NIBRS Submission Agencies

**Benton SO**

Benton County

Population: 38,445  
Months Reported: 12

**Offense Overview**

Offense Total 1,659  
# of Cleared Offense 753  
Percent Cleared 45.4%

**Group A Arrest Overview**

Arrest Total 558  
Adult Arrest Total 434  
Juvenile Arrest Total 124

| Group A Offenses                 | Reported 2016 | Reported 2017 | % of Change | Crime Rate per 1,000 | Total Arrests | DV Offense Totals |
|----------------------------------|---------------|---------------|-------------|----------------------|---------------|-------------------|
| Murder                           | 1             | 0             | -100.0%     | 0.0                  | 0             | 0                 |
| Manslaughter                     | 1             | 0             | -100.0%     | 0.0                  | 0             | 0                 |
| Rape                             | 13            | 6             | -53.8%      | 0.2                  | 0             | 0                 |
| Sodomy                           | 3             | 1             | -66.7%      | 0.0                  | 0             | 0                 |
| Sexual Assault w/Object          | 0             | 0             |             | 0.0                  | 0             | 0                 |
| Fondling                         | 19            | 22            | 15.8%       | 0.6                  | 9             | 0                 |
| Aggravated Assault               | 48            | 46            | -4.2%       | 1.2                  | 31            | 14                |
| Simple Assault                   | 281           | 338           | 20.3%       | 8.8                  | 198           | 175               |
| Intimidation                     | 26            | 48            | 84.6%       | 1.2                  | 15            | 0                 |
| Kidnapping                       | 5             | 5             | 0.0%        | 0.1                  | 7             | 3                 |
| Incest                           | 0             | 0             |             | 0.0                  | 0             | 0                 |
| Statutory Rape                   | 1             | 1             | 0.0%        | 0.0                  | 1             | 0                 |
| Human Trafficking Offenses       | 0             | 0             |             | 0.0                  | 0             | 0                 |
| Violation of No Contact/Protect. | 78            | 128           | 64.1%       | 3.3                  | 55            | 61                |
| Robbery                          | 6             | 3             | -50.0%      | 0.1                  | 1             | 0                 |
| Burglary                         | 173           | 139           | -19.7%      | 3.6                  | 20            | 7                 |
| Larceny-Theft Offenses           | 307           | 269           | -12.4%      | 7.0                  | 48            | 2                 |
| Motor Vehicle Theft              | 53            | 55            | 3.8%        | 1.4                  | 6             | 1                 |
| Arson                            | 7             | 3             | -57.1%      | 0.1                  | 0             | 0                 |
| Destruction of Property          | 250           | 298           | 19.2%       | 7.8                  | 54            | 0                 |
| Counterfeiting/Forgery           | 8             | 10            | 25.0%       | 0.3                  | 2             | 0                 |
| Fraud Offenses                   | 71            | 81            | 14.1%       | 2.1                  | 4             | 0                 |
| Embezzlement                     | 1             | 0             | -100.0%     | 0.0                  | 0             | 0                 |
| Extortion/Blackmail              | 0             | 0             |             | 0.0                  | 0             | 0                 |
| Bribery                          | 0             | 0             |             | 0.0                  | 0             | 0                 |
| Stolen Property Offenses         | 34            | 13            | -61.8%      | 0.3                  | 4             | 0                 |
| Animal Cruelty                   | 9             | 7             | -22.2%      | 0.2                  | 3             | 0                 |
| Drug/Narcotic Violations         | 132           | 113           | -14.4%      | 2.9                  | 81            | 0                 |
| Drug Equipment Violations        | 53            | 29            | -45.3%      | 0.8                  | 3             | 0                 |
| Gambling Offenses                | 0             | 0             |             | 0.0                  | 0             | 0                 |
| Pornography                      | 5             | 6             | 20.0%       | 0.2                  | 2             | 0                 |
| Prostitution Offenses            | 1             | 0             | -100.0%     | 0.0                  | 0             | 0                 |
| Weapon Law Violations            | 24            | 38            | 58.3%       | 1.0                  | 14            | 0                 |
| <b>Grand Total</b>               | <b>1,610</b>  | <b>1,659</b>  | <b>3.0%</b> | <b>43.2</b>          | <b>558</b>    | <b>263</b>        |

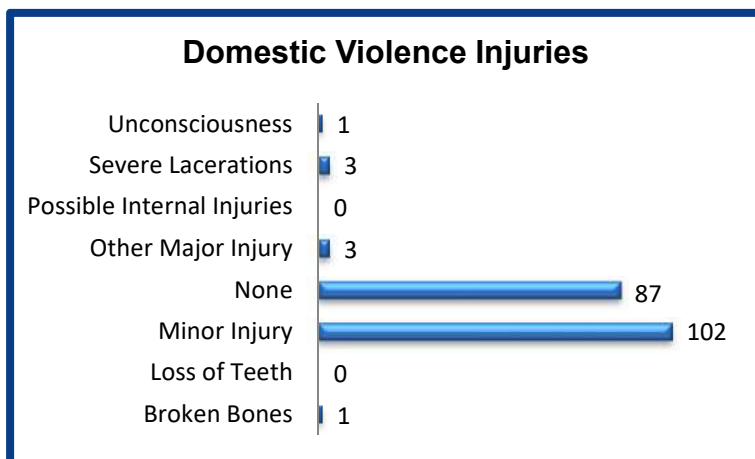
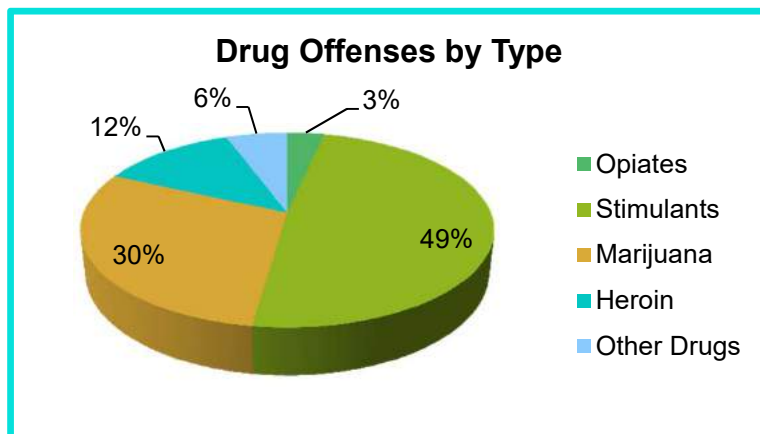
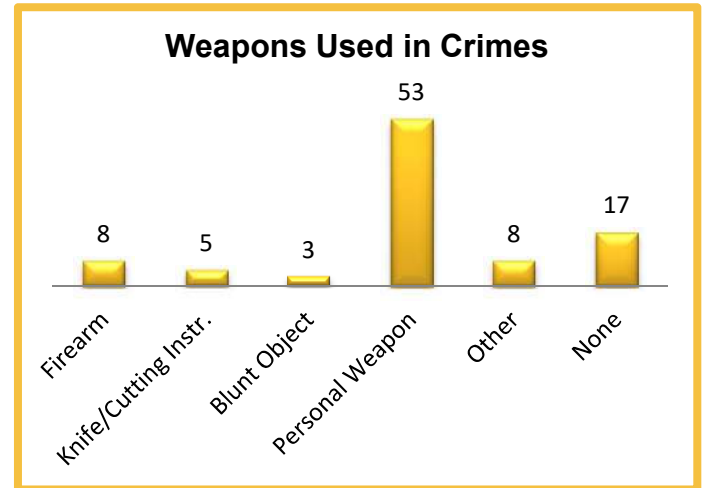
## 2017 Washington NIBRS Submission Agencies

Benton SO

Continued

### 2017 Group B Arrests

| Offense               | Adult      | Juvenile  |
|-----------------------|------------|-----------|
| Bad Checks            | 0          | 0         |
| Curfew/Vagrancy       | 0          | 0         |
| Disorderly Conduct    | 7          | 3         |
| Drunkenness           | 0          | 0         |
| DUI                   | 71         | 1         |
| Family Offenses       | 0          | 0         |
| Liquor Law Violations | 7          | 11        |
| Peeping Tom           | 0          | 0         |
| Trespass              | 25         | 3         |
| All Other Offenses    | 131        | 9         |
| <b>Total</b>          | <b>241</b> | <b>27</b> |



### 2017 Property Values by Type

| Type                 | Value              |
|----------------------|--------------------|
| Seized               | \$3                |
| Burned               | \$3,102            |
| Counterfeited/Forged | \$1,671            |
| Destroyed/Damaged    | \$135,718          |
| Recovered            | \$168,381          |
| Stolen               | \$1,230,966        |
| <b>Total</b>         | <b>\$1,539,841</b> |

## 2017 Washington NIBRS Submission Agencies

**Kennewick PD**

Benton County

Population: 80,280  
Months Reported: 12

### Offense Overview

Offense Total 5,767  
# of Cleared Offense 2,253  
Percent Cleared 39.1%

### Group A Arrest Overview

Arrest Total 1,866  
Adult Arrest Total 1,375  
Juvenile Arrest Total 491

| Group A Offenses                 | Reported 2016 | Reported 2017 | % of Change | Crime Rate per 1,000 | Total Arrests | DV Offense Totals |
|----------------------------------|---------------|---------------|-------------|----------------------|---------------|-------------------|
| Murder                           | 1             | 1             | 0.0%        | 0.0                  | 2             | 0                 |
| Manslaughter                     | 0             | 0             |             | 0.0                  | 0             | 0                 |
| Rape                             | 32            | 27            | -15.6%      | 0.3                  | 7             | 0                 |
| Sodomy                           | 0             | 2             |             | 0.0                  | 0             | 0                 |
| Sexual Assault w/Object          | 0             | 1             |             | 0.0                  | 0             | 0                 |
| Fondling                         | 76            | 96            | 26.3%       | 1.2                  | 21            | 1                 |
| Aggravated Assault               | 116           | 124           | 6.9%        | 1.5                  | 82            | 30                |
| Simple Assault                   | 676           | 661           | -2.2%       | 8.2                  | 373           | 193               |
| Intimidation                     | 114           | 102           | -10.5%      | 1.3                  | 19            | 2                 |
| Kidnapping                       | 20            | 28            | 40.0%       | 0.3                  | 16            | 11                |
| Incest                           | 0             | 0             |             | 0.0                  | 0             | 0                 |
| Statutory Rape                   | 13            | 4             | -69.2%      | 0.0                  | 5             | 0                 |
| Human Trafficking Offenses       | 0             | 0             |             | 0.0                  | 0             | 0                 |
| Violation of No Contact/Protect. | 276           | 283           | 2.5%        | 3.5                  | 160           | 14                |
| Robbery                          | 37            | 60            | 62.2%       | 0.7                  | 27            | 0                 |
| Burglary                         | 297           | 309           | 4.0%        | 3.8                  | 64            | 3                 |
| Larceny-Theft Offenses           | 1,812         | 1,771         | -2.3%       | 22.1                 | 552           | 2                 |
| Motor Vehicle Theft              | 197           | 202           | 2.5%        | 2.5                  | 9             | 0                 |
| Arson                            | 31            | 25            | -19.4%      | 0.3                  | 3             | 0                 |
| Destruction of Property          | 870           | 935           | 7.5%        | 11.6                 | 139           | 0                 |
| Counterfeiting/Forgery           | 86            | 63            | -26.7%      | 0.8                  | 23            | 0                 |
| Fraud Offenses                   | 336           | 353           | 5.1%        | 4.4                  | 18            | 0                 |
| Embezzlement                     | 3             | 4             | 33.3%       | 0.0                  | 0             | 0                 |
| Extortion/Blackmail              | 5             | 6             | 20.0%       | 0.1                  | 1             | 0                 |
| Bribery                          | 0             | 0             |             | 0.0                  | 0             | 0                 |
| Stolen Property Offenses         | 64            | 60            | -6.3%       | 0.7                  | 42            | 0                 |
| Animal Cruelty                   | 1             | 3             | 200.0%      | 0.0                  | 1             | 0                 |
| Drug/Narcotic Violations         | 342           | 390           | 14.0%       | 4.9                  | 244           | 0                 |
| Drug Equipment Violations        | 86            | 112           | 30.2%       | 1.4                  | 1             | 0                 |
| Gambling Offenses                | 0             | 0             |             | 0.0                  | 0             | 0                 |
| Pornography                      | 10            | 18            | 80.0%       | 0.2                  | 6             | 0                 |
| Prostitution Offenses            | 3             | 6             | 100.0%      | 0.1                  | 2             | 0                 |
| Weapon Law Violations            | 90            | 121           | 34.4%       | 1.5                  | 49            | 0                 |
| <b>Grand Total</b>               | <b>5,594</b>  | <b>5,767</b>  | <b>3.1%</b> | <b>71.8</b>          | <b>1,866</b>  | <b>256</b>        |

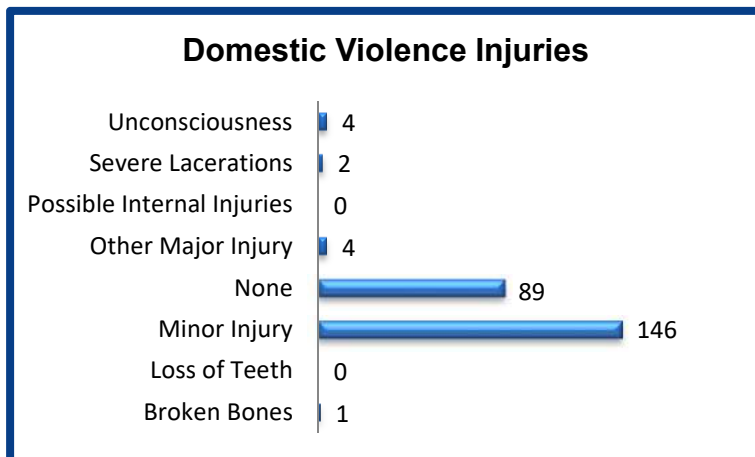
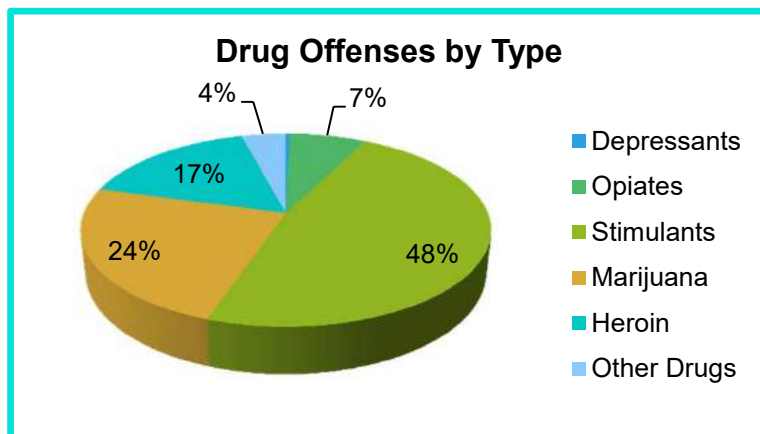
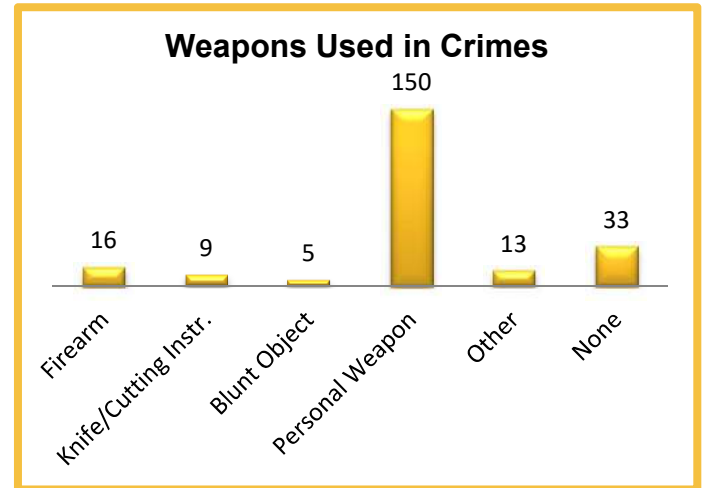
## 2017 Washington NIBRS Submission Agencies

**Kennewick PD**

Continued

### 2017 Group B Arrests

| Offense               | Adult      | Juvenile  |
|-----------------------|------------|-----------|
| Bad Checks            | 2          | 2         |
| Curfew/Vagrancy       | 0          | 0         |
| Disorderly Conduct    | 80         | 10        |
| Drunkenness           | 0          | 0         |
| DUI                   | 107        | 2         |
| Family Offenses       | 12         | 0         |
| Liquor Law Violations | 6          | 30        |
| Peeping Tom           | 1          | 0         |
| Trespass              | 244        | 36        |
| All Other Offenses    | 233        | 19        |
| <b>Total</b>          | <b>685</b> | <b>99</b> |



### 2017 Property Values by Type

| Type                 | Value              |
|----------------------|--------------------|
| Seized               | \$767              |
| Burned               | \$416,114          |
| Counterfeited/Forged | \$509,374          |
| Destroyed/Damaged    | \$605,226          |
| Recovered            | \$1,018,454        |
| Stolen               | \$4,125,473        |
| <b>Total</b>         | <b>\$6,675,408</b> |

## 2017 Washington NIBRS Submission Agencies

**Prosser PD**

Benton County

Population: 5,969  
Months Reported: 12

**Offense Overview**

Offense Total 433  
# of Cleared Offense 196  
Percent Cleared 45.3%

**Group A Arrest Overview**

Arrest Total 157  
Adult Arrest Total 104  
Juvenile Arrest Total 53

| Group A Offenses                 | Reported 2016 | Reported 2017 | % of Change  | Crime Rate per 1,000 | Total Arrests | DV Offense Totals |
|----------------------------------|---------------|---------------|--------------|----------------------|---------------|-------------------|
| Murder                           | 0             | 0             |              | 0.0                  | 0             | 0                 |
| Manslaughter                     | 0             | 0             |              | 0.0                  | 0             | 0                 |
| Rape                             | 1             | 1             | 0.0%         | 0.2                  | 1             | 0                 |
| Sodomy                           | 0             | 0             |              | 0.0                  | 0             | 0                 |
| Sexual Assault w/Object          | 0             | 0             |              | 0.0                  | 0             | 0                 |
| Fondling                         | 1             | 7             | 600.0%       | 1.2                  | 1             | 3                 |
| Aggravated Assault               | 14            | 18            | 28.6%        | 3.0                  | 7             | 6                 |
| Simple Assault                   | 47            | 61            | 29.8%        | 10.2                 | 40            | 21                |
| Intimidation                     | 13            | 11            | -15.4%       | 1.8                  | 3             | 1                 |
| Kidnapping                       | 1             | 4             | 300.0%       | 0.7                  | 3             | 2                 |
| Incest                           | 0             | 0             |              | 0.0                  | 0             | 0                 |
| Statutory Rape                   | 0             | 0             |              | 0.0                  | 0             | 0                 |
| Human Trafficking Offenses       | 1             | 0             | -100.0%      | 0.0                  | 0             | 0                 |
| Violation of No Contact/Protect. | 16            | 15            | -6.3%        | 2.5                  | 10            | 12                |
| Robbery                          | 0             | 1             |              | 0.2                  | 1             | 1                 |
| Burglary                         | 24            | 42            | 75.0%        | 7.0                  | 14            | 0                 |
| Larceny-Theft Offenses           | 83            | 90            | 8.4%         | 15.1                 | 24            | 0                 |
| Motor Vehicle Theft              | 6             | 16            | 166.7%       | 2.7                  | 0             | 0                 |
| Arson                            | 2             | 0             | -100.0%      | 0.0                  | 0             | 0                 |
| Destruction of Property          | 36            | 76            | 111.1%       | 12.7                 | 17            | 0                 |
| Counterfeiting/Forgery           | 2             | 0             | -100.0%      | 0.0                  | 0             | 0                 |
| Fraud Offenses                   | 14            | 13            | -7.1%        | 2.2                  | 1             | 0                 |
| Embezzlement                     | 0             | 1             |              | 0.2                  | 0             | 0                 |
| Extortion/Blackmail              | 0             | 0             |              | 0.0                  | 0             | 0                 |
| Bribery                          | 0             | 0             |              | 0.0                  | 0             | 0                 |
| Stolen Property Offenses         | 5             | 6             | 20.0%        | 1.0                  | 1             | 0                 |
| Animal Cruelty                   | 1             | 0             | -100.0%      | 0.0                  | 0             | 0                 |
| Drug/Narcotic Violations         | 27            | 40            | 48.1%        | 6.7                  | 31            | 0                 |
| Drug Equipment Violations        | 11            | 23            | 109.1%       | 3.9                  | 1             | 0                 |
| Gambling Offenses                | 0             | 0             |              | 0.0                  | 0             | 0                 |
| Pornography                      | 1             | 0             | -100.0%      | 0.0                  | 0             | 0                 |
| Prostitution Offenses            | 0             | 0             |              | 0.0                  | 0             | 0                 |
| Weapon Law Violations            | 5             | 8             | 60.0%        | 1.3                  | 2             | 0                 |
| <b>Grand Total</b>               | <b>311</b>    | <b>433</b>    | <b>39.2%</b> | <b>72.5</b>          | <b>157</b>    | <b>46</b>         |

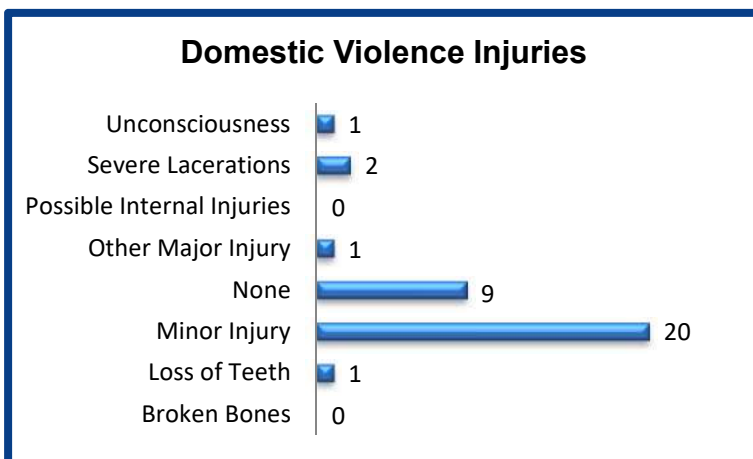
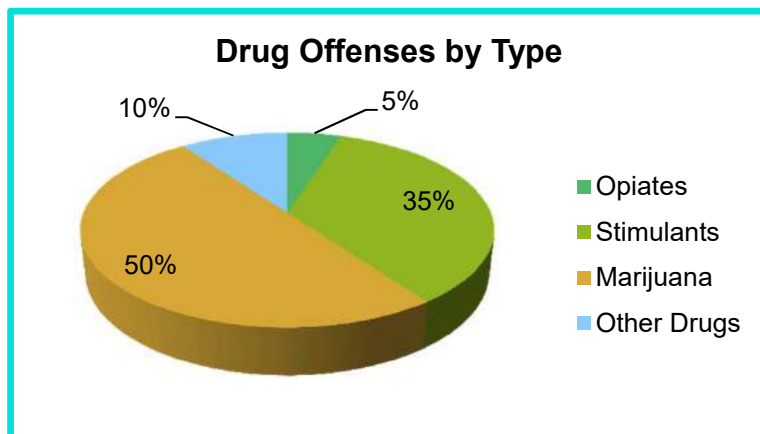
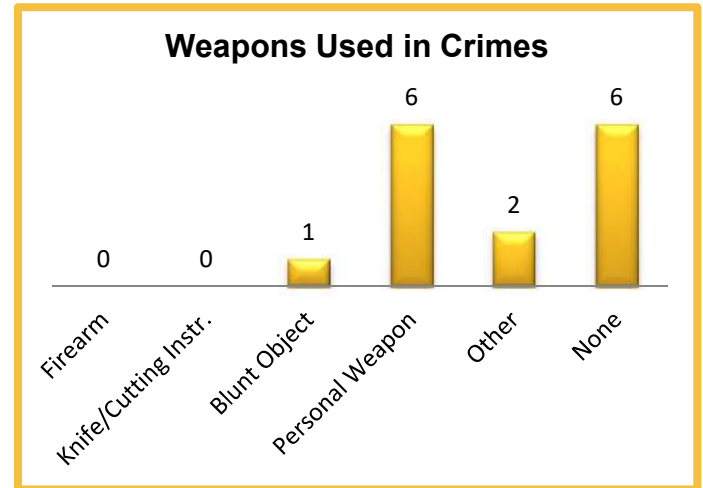
## 2017 Washington NIBRS Submission Agencies

Prosser PD

Continued

### 2017 Group B Arrests

| Offense               | Adult      | Juvenile |
|-----------------------|------------|----------|
| Bad Checks            | 0          | 0        |
| Curfew/Vagrancy       | 0          | 0        |
| Disorderly Conduct    | 1          | 0        |
| Drunkenness           | 0          | 0        |
| DUI                   | 36         | 0        |
| Family Offenses       | 0          | 0        |
| Liquor Law Violations | 0          | 1        |
| Peeping Tom           | 0          | 0        |
| Trespass              | 3          | 0        |
| All Other Offenses    | 84         | 4        |
| <b>Total</b>          | <b>124</b> | <b>5</b> |



### 2017 Property Values by Type

| Type                 | Value            |
|----------------------|------------------|
| Seized               | \$41             |
| Burned               | \$0              |
| Counterfeited/Forged | \$0              |
| Destroyed/Damaged    | \$6,332          |
| Recovered            | \$45,010         |
| Stolen               | \$244,908        |
| <b>Total</b>         | <b>\$296,291</b> |

## 2017 Washington NIBRS Submission Agencies

**Richland PD**

Benton County

Population: 54,155  
Months Reported: 12

**Offense Overview**

Offense Total 3,112  
# of Cleared Offense 1,421  
Percent Cleared 45.7%

**Group A Arrest Overview**

Arrest Total 1,153  
Adult Arrest Total 897  
Juvenile Arrest Total 256

| Group A Offenses                 | Reported 2016 | Reported 2017 | % of Change | Crime Rate per 1,000 | Total Arrests | DV Offense Totals |
|----------------------------------|---------------|---------------|-------------|----------------------|---------------|-------------------|
| Murder                           | 0             | 0             |             | 0.0                  | 1             | 0                 |
| Manslaughter                     | 1             | 0             | -100.0%     | 0.0                  | 0             | 0                 |
| Rape                             | 15            | 13            | -13.3%      | 0.2                  | 2             | 1                 |
| Sodomy                           | 5             | 7             | 40.0%       | 0.1                  | 0             | 0                 |
| Sexual Assault w/Object          | 0             | 0             |             | 0.0                  | 0             | 0                 |
| Fondling                         | 20            | 49            | 145.0%      | 0.9                  | 9             | 6                 |
| Aggravated Assault               | 69            | 67            | -2.9%       | 1.2                  | 29            | 32                |
| Simple Assault                   | 315           | 402           | 27.6%       | 7.4                  | 265           | 249               |
| Intimidation                     | 36            | 45            | 25.0%       | 0.8                  | 7             | 5                 |
| Kidnapping                       | 5             | 16            | 220.0%      | 0.3                  | 8             | 7                 |
| Incest                           | 1             | 0             | -100.0%     | 0.0                  | 0             | 0                 |
| Statutory Rape                   | 0             | 3             |             | 0.1                  | 4             | 0                 |
| Human Trafficking Offenses       | 1             | 1             | 0.0%        | 0.0                  | 0             | 0                 |
| Violation of No Contact/Protect. | 126           | 147           | 16.7%       | 2.7                  | 105           | 121               |
| Robbery                          | 11            | 14            | 27.3%       | 0.3                  | 7             | 1                 |
| Burglary                         | 180           | 186           | 3.3%        | 3.4                  | 43            | 7                 |
| Larceny-Theft Offenses           | 1,108         | 1,114         | 0.5%        | 20.6                 | 381           | 3                 |
| Motor Vehicle Theft              | 83            | 60            | -27.7%      | 1.1                  | 5             | 1                 |
| Arson                            | 6             | 5             | -16.7%      | 0.1                  | 1             | 0                 |
| Destruction of Property          | 450           | 375           | -16.7%      | 6.9                  | 60            | 0                 |
| Counterfeiting/Forgery           | 31            | 25            | -19.4%      | 0.5                  | 9             | 0                 |
| Fraud Offenses                   | 188           | 211           | 12.2%       | 3.9                  | 23            | 0                 |
| Embezzlement                     | 10            | 6             | -40.0%      | 0.1                  | 0             | 0                 |
| Extortion/Blackmail              | 1             | 4             | 300.0%      | 0.1                  | 0             | 0                 |
| Bribery                          | 0             | 0             |             | 0.0                  | 0             | 0                 |
| Stolen Property Offenses         | 43            | 43            | 0.0%        | 0.8                  | 32            | 0                 |
| Animal Cruelty                   | 0             | 2             |             | 0.0                  | 0             | 0                 |
| Drug/Narcotic Violations         | 183           | 210           | 14.8%       | 3.9                  | 116           | 0                 |
| Drug Equipment Violations        | 17            | 14            | -17.6%      | 0.3                  | 4             | 0                 |
| Gambling Offenses                | 1             | 0             | -100.0%     | 0.0                  | 0             | 0                 |
| Pornography                      | 11            | 15            | 36.4%       | 0.3                  | 10            | 0                 |
| Prostitution Offenses            | 9             | 14            | 55.6%       | 0.3                  | 11            | 0                 |
| Weapon Law Violations            | 46            | 64            | 39.1%       | 1.2                  | 21            | 0                 |
| <b>Grand Total</b>               | <b>2,972</b>  | <b>3,112</b>  | <b>4.7%</b> | <b>57.5</b>          | <b>1,153</b>  | <b>433</b>        |

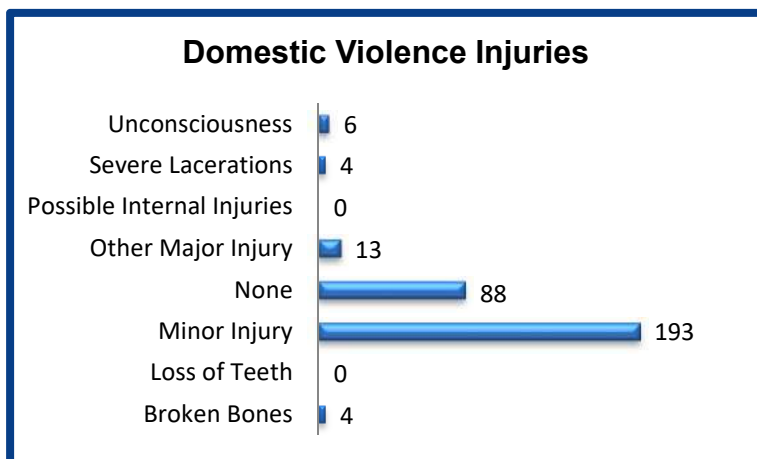
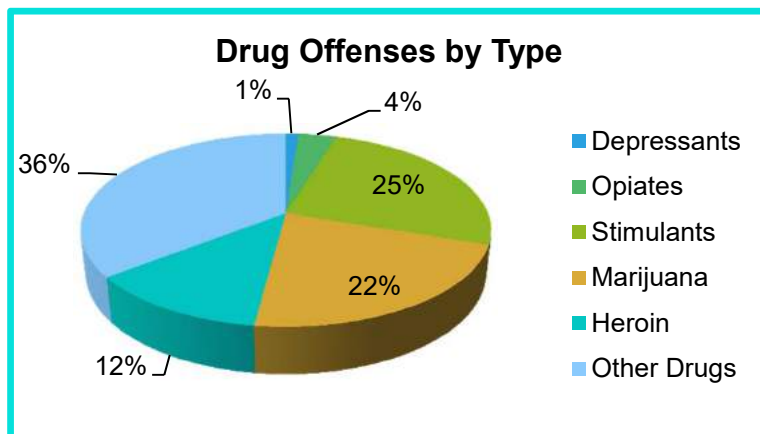
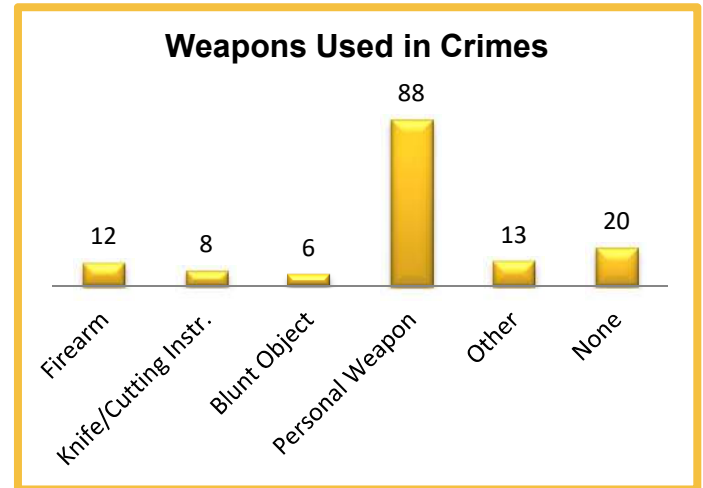
## 2017 Washington NIBRS Submission Agencies

Richland PD

Continued

### 2017 Group B Arrests

| Offense               | Adult      | Juvenile  |
|-----------------------|------------|-----------|
| Bad Checks            | 4          | 0         |
| Curfew/Vagrancy       | 0          | 0         |
| Disorderly Conduct    | 29         | 10        |
| Drunkenness           | 0          | 0         |
| DUI                   | 129        | 3         |
| Family Offenses       | 0          | 0         |
| Liquor Law Violations | 15         | 21        |
| Peeping Tom           | 0          | 0         |
| Trespass              | 67         | 13        |
| All Other Offenses    | 232        | 38        |
| <b>Total</b>          | <b>476</b> | <b>85</b> |



### 2017 Property Values by Type

| Type                 | Value              |
|----------------------|--------------------|
| Seized               | \$6                |
| Burned               | \$701              |
| Counterfeited/Forged | \$3,811            |
| Destroyed/Damaged    | \$164,205          |
| Recovered            | \$508,930          |
| Stolen               | \$1,409,004        |
| <b>Total</b>         | <b>\$2,086,657</b> |

## 2017 Washington NIBRS Submission Agencies

**West Richland PD**

Benton County

Population: 14,660  
Months Reported: 12

**Offense Overview**

Offense Total 472  
# of Cleared Offense 183  
Percent Cleared 38.8%

**Group A Arrest Overview**

Arrest Total 145  
Adult Arrest Total 120  
Juvenile Arrest Total 25

| Group A Offenses                 | Reported 2016 | Reported 2017 | % of Change | Crime Rate per 1,000 | Total Arrests | DV Offense Totals |
|----------------------------------|---------------|---------------|-------------|----------------------|---------------|-------------------|
| Murder                           | 0             | 0             |             | 0.0                  | 0             | 0                 |
| Manslaughter                     | 1             | 0             | -100.0%     | 0.0                  | 0             | 0                 |
| Rape                             | 4             | 2             | -50.0%      | 0.1                  | 0             | 0                 |
| Sodomy                           | 0             | 1             |             | 0.1                  | 0             | 0                 |
| Sexual Assault w/Object          | 0             | 0             |             | 0.0                  | 0             | 0                 |
| Fondling                         | 4             | 5             | 25.0%       | 0.3                  | 2             | 0                 |
| Aggravated Assault               | 8             | 8             | 0.0%        | 0.5                  | 10            | 4                 |
| Simple Assault                   | 80            | 79            | -1.3%       | 5.4                  | 63            | 32                |
| Intimidation                     | 12            | 12            | 0.0%        | 0.8                  | 3             | 1                 |
| Kidnapping                       | 3             | 0             | -100.0%     | 0.0                  | 0             | 0                 |
| Incest                           | 0             | 0             |             | 0.0                  | 0             | 0                 |
| Statutory Rape                   | 1             | 1             | 0.0%        | 0.1                  | 1             | 0                 |
| Human Trafficking Offenses       | 0             | 1             |             | 0.1                  | 0             | 0                 |
| Violation of No Contact/Protect. | 34            | 19            | -44.1%      | 1.3                  | 13            | 6                 |
| Robbery                          | 0             | 1             |             | 0.1                  | 1             | 1                 |
| Burglary                         | 32            | 57            | 78.1%       | 3.9                  | 9             | 0                 |
| Larceny-Theft Offenses           | 102           | 116           | 13.7%       | 7.9                  | 16            | 0                 |
| Motor Vehicle Theft              | 4             | 6             | 50.0%       | 0.4                  | 0             | 0                 |
| Arson                            | 0             | 0             |             | 0.0                  | 0             | 0                 |
| Destruction of Property          | 87            | 82            | -5.7%       | 5.6                  | 13            | 0                 |
| Counterfeiting/Forgery           | 4             | 5             | 25.0%       | 0.3                  | 0             | 0                 |
| Fraud Offenses                   | 34            | 39            | 14.7%       | 2.7                  | 1             | 0                 |
| Embezzlement                     | 0             | 0             |             | 0.0                  | 0             | 0                 |
| Extortion/Blackmail              | 0             | 2             |             | 0.1                  | 0             | 0                 |
| Bribery                          | 0             | 0             |             | 0.0                  | 0             | 0                 |
| Stolen Property Offenses         | 4             | 5             | 25.0%       | 0.3                  | 1             | 0                 |
| Animal Cruelty                   | 3             | 3             | 0.0%        | 0.2                  | 1             | 0                 |
| Drug/Narcotic Violations         | 16            | 15            | -6.3%       | 1.0                  | 10            | 0                 |
| Drug Equipment Violations        | 11            | 11            | 0.0%        | 0.8                  | 0             | 0                 |
| Gambling Offenses                | 0             | 0             |             | 0.0                  | 0             | 0                 |
| Pornography                      | 1             | 0             | -100.0%     | 0.0                  | 0             | 0                 |
| Prostitution Offenses            | 0             | 0             |             | 0.0                  | 0             | 0                 |
| Weapon Law Violations            | 4             | 2             | -50.0%      | 0.1                  | 1             | 0                 |
| <b>Grand Total</b>               | <b>449</b>    | <b>472</b>    | <b>5.1%</b> | <b>32.2</b>          | <b>145</b>    | <b>44</b>         |

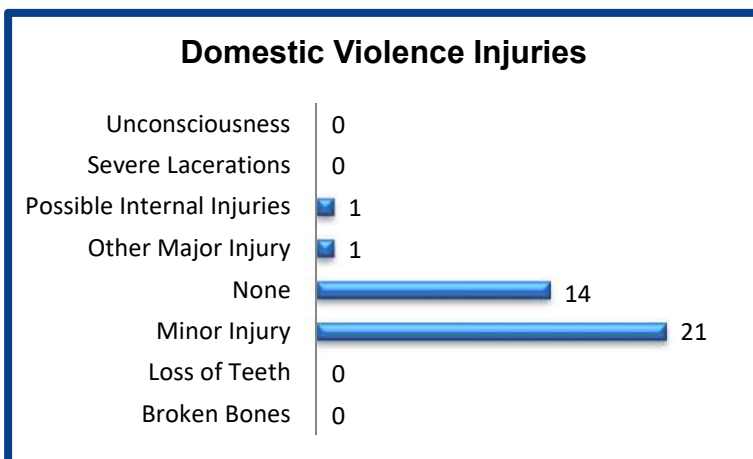
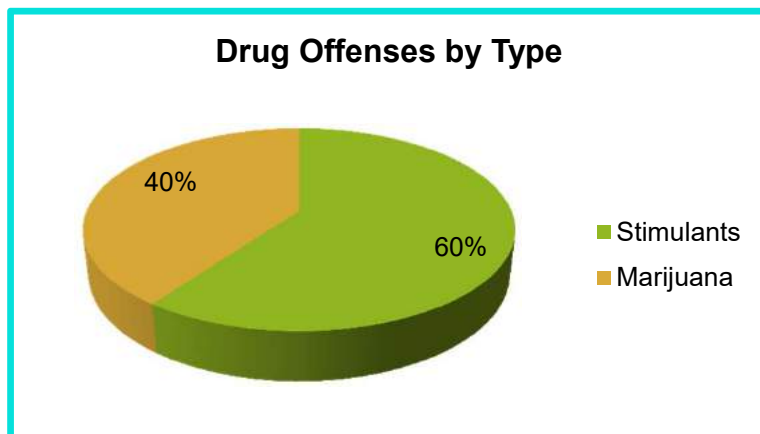
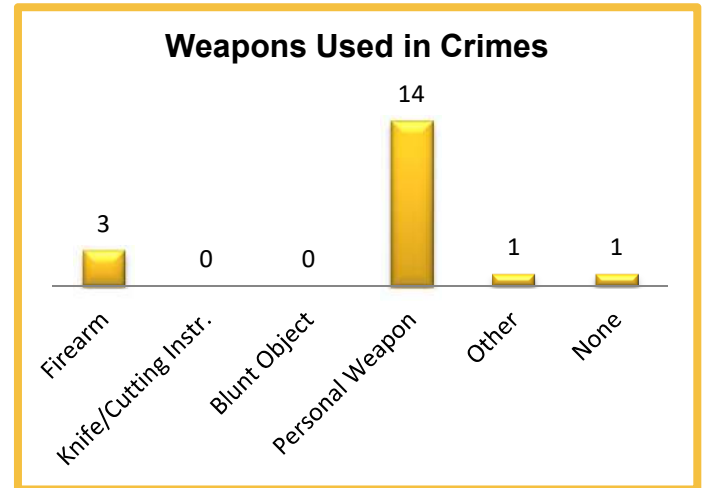
## 2017 Washington NIBRS Submission Agencies

West Richland PD

Continued

### 2017 Group B Arrests

| Offense               | Adult     | Juvenile |
|-----------------------|-----------|----------|
| Bad Checks            | 0         | 0        |
| Curfew/Vagrancy       | 0         | 0        |
| Disorderly Conduct    | 3         | 1        |
| Drunkenness           | 0         | 0        |
| DUI                   | 15        | 2        |
| Family Offenses       | 0         | 0        |
| Liquor Law Violations | 0         | 1        |
| Peeping Tom           | 0         | 0        |
| Trespass              | 6         | 0        |
| All Other Offenses    | 30        | 1        |
| <b>Total</b>          | <b>54</b> | <b>5</b> |



### 2017 Property Values by Type

| Type                 | Value            |
|----------------------|------------------|
| Seized               | \$53             |
| Burned               | \$0              |
| Counterfeited/Forged | \$854            |
| Destroyed/Damaged    | \$28,416         |
| Recovered            | \$8,109          |
| Stolen               | \$609,976        |
| <b>Total</b>         | <b>\$647,408</b> |

## 2017 Washington NIBRS Submission Agencies

**Chelan SO**

Chelan County

Population: 42,766  
Months Reported: 12

**Offense Overview**

Offense Total 1,177  
# of Cleared Offense 549  
Percent Cleared 46.6%

**Group A Arrest Overview**

Arrest Total 520  
Adult Arrest Total 469  
Juvenile Arrest Total 51

| Group A Offenses                 | Reported 2016 | Reported 2017 | % of Change  | Crime Rate per 1,000 | Total Arrests | DV Offense Totals |
|----------------------------------|---------------|---------------|--------------|----------------------|---------------|-------------------|
| Murder                           | 0             | 1             |              | 0.0                  | 1             | 1                 |
| Manslaughter                     | 1             | 0             | -100.0%      | 0.0                  | 0             | 0                 |
| Rape                             | 2             | 8             | 300.0%       | 0.2                  | 4             | 1                 |
| Sodomy                           | 0             | 0             |              | 0.0                  | 0             | 0                 |
| Sexual Assault w/Object          | 0             | 0             |              | 0.0                  | 0             | 0                 |
| Fondling                         | 3             | 1             | -66.7%       | 0.0                  | 1             | 0                 |
| Aggravated Assault               | 31            | 19            | -38.7%       | 0.4                  | 18            | 11                |
| Simple Assault                   | 218           | 221           | 1.4%         | 5.2                  | 175           | 164               |
| Intimidation                     | 1             | 0             | -100.0%      | 0.0                  | 0             | 0                 |
| Kidnapping                       | 6             | 5             | -16.7%       | 0.1                  | 5             | 5                 |
| Incest                           | 0             | 0             |              | 0.0                  | 0             | 0                 |
| Statutory Rape                   | 0             | 3             |              | 0.1                  | 1             | 1                 |
| Human Trafficking Offenses       | 0             | 0             |              | 0.0                  | 0             | 0                 |
| Violation of No Contact/Protect. | 70            | 61            | -12.9%       | 1.4                  | 33            | 47                |
| Robbery                          | 2             | 4             | 100.0%       | 0.1                  | 3             | 1                 |
| Burglary                         | 191           | 172           | -9.9%        | 4.0                  | 23            | 6                 |
| Larceny-Theft Offenses           | 431           | 313           | -27.4%       | 7.3                  | 84            | 4                 |
| Motor Vehicle Theft              | 41            | 39            | -4.9%        | 0.9                  | 10            | 1                 |
| Arson                            | 1             | 1             | 0.0%         | 0.0                  | 0             | 0                 |
| Destruction of Property          | 61            | 47            | -23.0%       | 1.1                  | 23            | 0                 |
| Counterfeiting/Forgery           | 13            | 26            | 100.0%       | 0.6                  | 0             | 0                 |
| Fraud Offenses                   | 62            | 87            | 40.3%        | 2.0                  | 5             | 0                 |
| Embezzlement                     | 0             | 0             |              | 0.0                  | 0             | 0                 |
| Extortion/Blackmail              | 0             | 1             |              | 0.0                  | 1             | 0                 |
| Bribery                          | 0             | 0             |              | 0.0                  | 0             | 0                 |
| Stolen Property Offenses         | 2             | 5             | 150.0%       | 0.1                  | 4             | 0                 |
| Animal Cruelty                   | 0             | 2             |              | 0.0                  | 0             | 0                 |
| Drug/Narcotic Violations         | 111           | 105           | -5.4%        | 2.5                  | 104           | 0                 |
| Drug Equipment Violations        | 14            | 21            | 50.0%        | 0.5                  | 1             | 0                 |
| Gambling Offenses                | 0             | 0             |              | 0.0                  | 0             | 0                 |
| Pornography                      | 0             | 0             |              | 0.0                  | 0             | 0                 |
| Prostitution Offenses            | 0             | 10            |              | 0.2                  | 14            | 0                 |
| Weapon Law Violations            | 26            | 25            | -3.8%        | 0.6                  | 10            | 0                 |
| <b>Grand Total</b>               | <b>1,287</b>  | <b>1,177</b>  | <b>-8.5%</b> | <b>27.5</b>          | <b>520</b>    | <b>242</b>        |

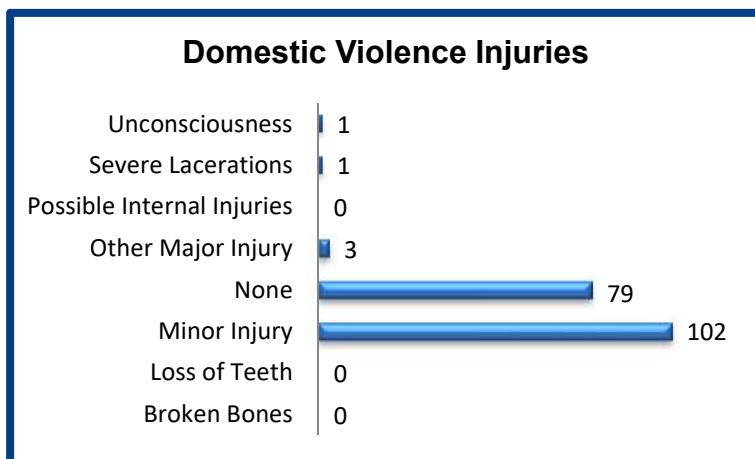
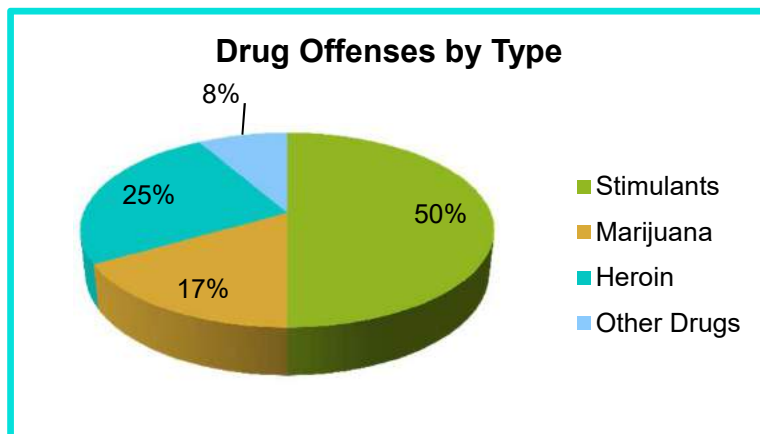
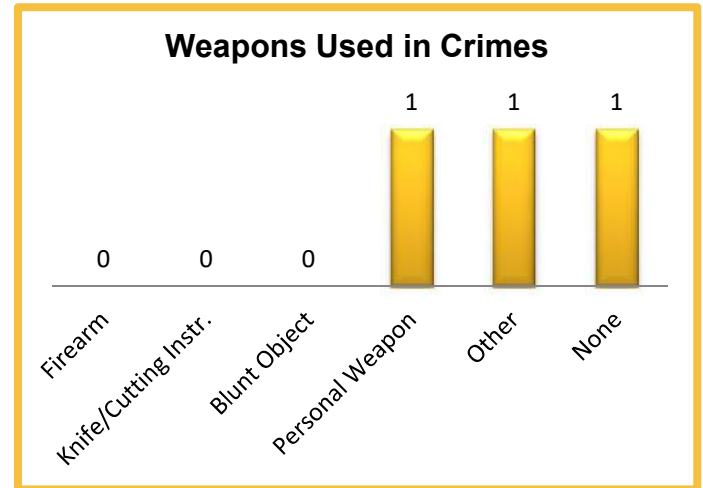
## 2017 Washington NIBRS Submission Agencies

Chelan SO

Continued

### 2017 Group B Arrests

| Offense               | Adult      | Juvenile  |
|-----------------------|------------|-----------|
| Bad Checks            | 0          | 0         |
| Curfew/Vagrancy       | 0          | 0         |
| Disorderly Conduct    | 15         | 0         |
| Drunkenness           | 0          | 0         |
| DUI                   | 184        | 5         |
| Family Offenses       | 0          | 0         |
| Liquor Law Violations | 8          | 6         |
| Peeping Tom           | 0          | 0         |
| Trespass              | 35         | 2         |
| All Other Offenses    | 75         | 7         |
| <b>Total</b>          | <b>317</b> | <b>20</b> |



### 2017 Property Values by Type

| Type                 | Value              |
|----------------------|--------------------|
| Seized               | \$217              |
| Burned               | \$1,000            |
| Counterfeited/Forged | \$9,012            |
| Destroyed/Damaged    | \$54,102           |
| Recovered            | \$139,287          |
| Stolen               | \$1,106,387        |
| <b>Total</b>         | <b>\$1,310,005</b> |

## 2017 Washington NIBRS Submission Agencies

**Wenatchee PD**

Chelan County

Population: 34,071  
Months Reported: 12

### Offense Overview

Offense Total 2,044  
# of Cleared Offense 1,056  
Percent Cleared 51.7%

### Group A Arrest Overview

Arrest Total 882  
Adult Arrest Total 758  
Juvenile Arrest Total 124

| Group A Offenses                 | Reported 2016 | Reported 2017 | % of Change   | Crime Rate per 1,000 | Total Arrests | DV Offense Totals |
|----------------------------------|---------------|---------------|---------------|----------------------|---------------|-------------------|
| Murder                           | 0             | 1             |               | 0.0                  | 1             | 0                 |
| Manslaughter                     | 0             | 0             |               | 0.0                  | 0             | 0                 |
| Rape                             | 18            | 17            | -5.6%         | 0.5                  | 8             | 4                 |
| Sodomy                           | 2             | 1             | -50.0%        | 0.0                  | 0             | 0                 |
| Sexual Assault w/Object          | 1             | 0             | -100.0%       | 0.0                  | 0             | 0                 |
| Fondling                         | 15            | 15            | 0.0%          | 0.4                  | 2             | 2                 |
| Aggravated Assault               | 53            | 38            | -28.3%        | 1.1                  | 25            | 18                |
| Simple Assault                   | 318           | 301           | -5.3%         | 8.8                  | 235           | 188               |
| Intimidation                     | 23            | 13            | -43.5%        | 0.4                  | 8             | 1                 |
| Kidnapping                       | 13            | 15            | 15.4%         | 0.4                  | 13            | 13                |
| Incest                           | 5             | 4             | -20.0%        | 0.1                  | 0             | 3                 |
| Statutory Rape                   | 3             | 4             | 33.3%         | 0.1                  | 1             | 0                 |
| Human Trafficking Offenses       | 1             | 1             | 0.0%          | 0.0                  | 0             | 0                 |
| Violation of No Contact/Protect. | 130           | 90            | -30.8%        | 2.6                  | 59            | 79                |
| Robbery                          | 14            | 16            | 14.3%         | 0.5                  | 10            | 4                 |
| Burglary                         | 173           | 126           | -27.2%        | 3.7                  | 30            | 10                |
| Larceny-Theft Offenses           | 909           | 654           | -28.1%        | 19.2                 | 176           | 4                 |
| Motor Vehicle Theft              | 64            | 49            | -23.4%        | 1.4                  | 9             | 2                 |
| Arson                            | 6             | 7             | 16.7%         | 0.2                  | 3             | 1                 |
| Destruction of Property          | 207           | 203           | -1.9%         | 6.0                  | 63            | 0                 |
| Counterfeiting/Forgery           | 27            | 49            | 81.5%         | 1.4                  | 7             | 0                 |
| Fraud Offenses                   | 105           | 85            | -19.0%        | 2.5                  | 16            | 0                 |
| Embezzlement                     | 6             | 10            | 66.7%         | 0.3                  | 3             | 0                 |
| Extortion/Blackmail              | 1             | 1             | 0.0%          | 0.0                  | 2             | 0                 |
| Bribery                          | 0             | 0             |               | 0.0                  | 0             | 0                 |
| Stolen Property Offenses         | 34            | 27            | -20.6%        | 0.8                  | 17            | 0                 |
| Animal Cruelty                   | 0             | 2             |               | 0.1                  | 0             | 0                 |
| Drug/Narcotic Violations         | 213           | 202           | -5.2%         | 5.9                  | 168           | 0                 |
| Drug Equipment Violations        | 90            | 79            | -12.2%        | 2.3                  | 12            | 0                 |
| Gambling Offenses                | 0             | 0             |               | 0.0                  | 0             | 0                 |
| Pornography                      | 4             | 0             | -100.0%       | 0.0                  | 0             | 0                 |
| Prostitution Offenses            | 9             | 5             | -44.4%        | 0.1                  | 6             | 0                 |
| Weapon Law Violations            | 41            | 29            | -29.3%        | 0.9                  | 8             | 0                 |
| <b>Grand Total</b>               | <b>2,485</b>  | <b>2,044</b>  | <b>-17.7%</b> | <b>60.0</b>          | <b>882</b>    | <b>329</b>        |

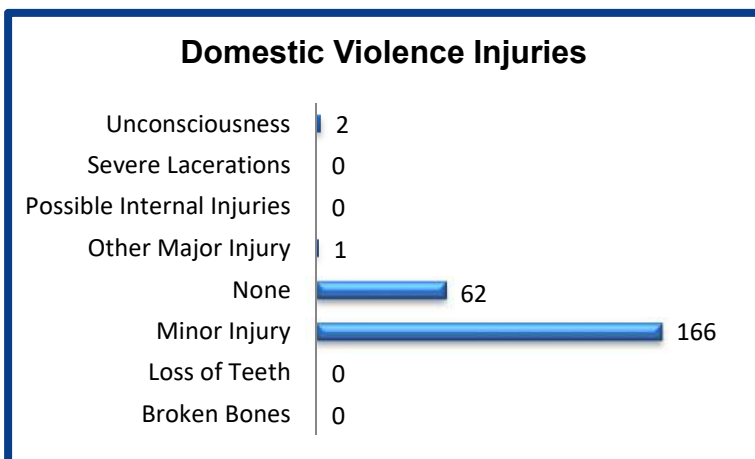
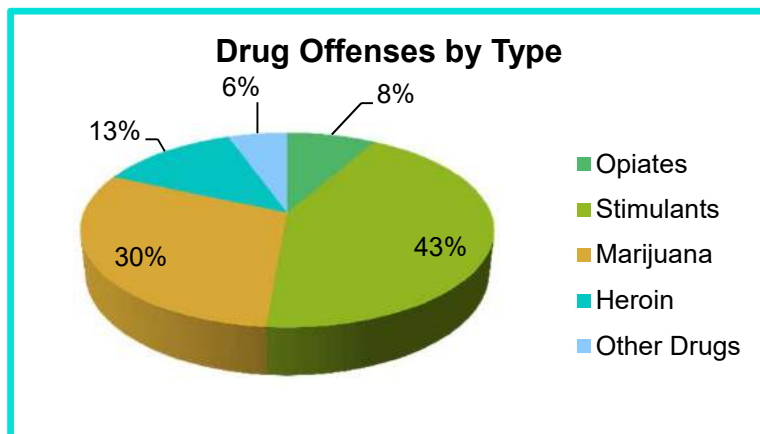
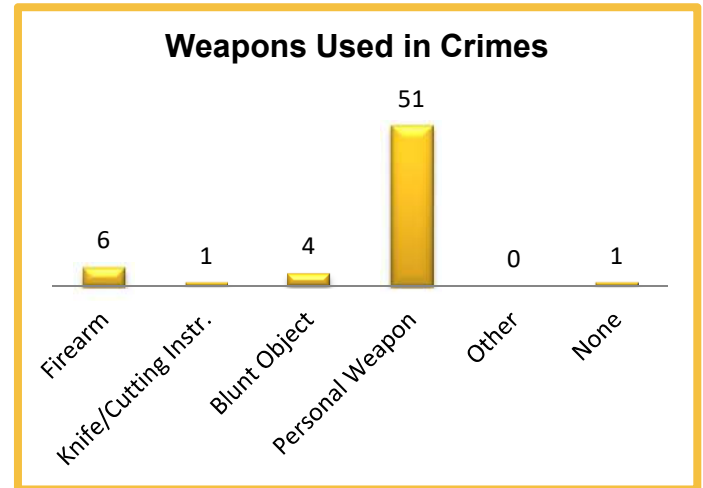
## 2017 Washington NIBRS Submission Agencies

Wenatchee PD

Continued

### 2017 Group B Arrests

| Offense               | Adult      | Juvenile  |
|-----------------------|------------|-----------|
| Bad Checks            | 0          | 0         |
| Curfew/Vagrancy       | 0          | 0         |
| Disorderly Conduct    | 25         | 0         |
| Drunkenness           | 0          | 0         |
| DUI                   | 108        | 3         |
| Family Offenses       | 1          | 0         |
| Liquor Law Violations | 23         | 10        |
| Peeping Tom           | 0          | 0         |
| Trespass              | 83         | 3         |
| All Other Offenses    | 198        | 8         |
| <b>Total</b>          | <b>438</b> | <b>24</b> |



### 2017 Property Values by Type

| Type                 | Value              |
|----------------------|--------------------|
| Seized               | \$929              |
| Burned               | \$27,650           |
| Counterfeited/Forged | \$2,809            |
| Destroyed/Damaged    | \$118,561          |
| Recovered            | \$254,831          |
| Stolen               | \$917,976          |
| <b>Total</b>         | <b>\$1,322,756</b> |

## 2017 Washington NIBRS Submission Agencies

**Clallam SO**

Clallam County

Population: 43,995  
Months Reported: 12

**Offense Overview**

Offense Total 1,314  
# of Cleared Offense 546  
Percent Cleared 41.6%

**Group A Arrest Overview**

Arrest Total 487  
Adult Arrest Total 457  
Juvenile Arrest Total 30

| Group A Offenses                 | Reported 2016 | Reported 2017 | % of Change   | Crime Rate per 1,000 | Total Arrests | DV Offense Totals |
|----------------------------------|---------------|---------------|---------------|----------------------|---------------|-------------------|
| Murder                           | 2             | 1             | -50.0%        | 0.0                  | 1             | 0                 |
| Manslaughter                     | 0             | 0             |               | 0.0                  | 0             | 0                 |
| Rape                             | 10            | 17            | 70.0%         | 0.4                  | 3             | 2                 |
| Sodomy                           | 1             | 0             | -100.0%       | 0.0                  | 0             | 0                 |
| Sexual Assault w/Object          | 5             | 3             | -40.0%        | 0.1                  | 0             | 1                 |
| Fondling                         | 18            | 15            | -16.7%        | 0.3                  | 1             | 4                 |
| Aggravated Assault               | 70            | 36            | -48.6%        | 0.8                  | 16            | 11                |
| Simple Assault                   | 257           | 200           | -22.2%        | 4.5                  | 132           | 142               |
| Intimidation                     | 21            | 27            | 28.6%         | 0.6                  | 9             | 10                |
| Kidnapping                       | 7             | 3             | -57.1%        | 0.1                  | 2             | 2                 |
| Incest                           | 1             | 1             | 0.0%          | 0.0                  | 0             | 1                 |
| Statutory Rape                   | 3             | 0             | -100.0%       | 0.0                  | 1             | 0                 |
| Human Trafficking Offenses       | 0             | 0             |               | 0.0                  | 0             | 0                 |
| Violation of No Contact/Protect. | 88            | 60            | -31.8%        | 1.4                  | 41            | 53                |
| Robbery                          | 3             | 3             | 0.0%          | 0.1                  | 4             | 1                 |
| Burglary                         | 193           | 177           | -8.3%         | 4.0                  | 26            | 7                 |
| Larceny-Theft Offenses           | 376           | 374           | -0.5%         | 8.5                  | 115           | 5                 |
| Motor Vehicle Theft              | 37            | 32            | -13.5%        | 0.7                  | 8             | 2                 |
| Arson                            | 6             | 4             | -33.3%        | 0.1                  | 0             | 0                 |
| Destruction of Property          | 174           | 168           | -3.4%         | 3.8                  | 33            | 0                 |
| Counterfeiting/Forgery           | 24            | 22            | -8.3%         | 0.5                  | 3             | 0                 |
| Fraud Offenses                   | 37            | 31            | -16.2%        | 0.7                  | 3             | 0                 |
| Embezzlement                     | 0             | 1             |               | 0.0                  | 0             | 0                 |
| Extortion/Blackmail              | 0             | 0             |               | 0.0                  | 0             | 0                 |
| Bribery                          | 0             | 0             |               | 0.0                  | 0             | 0                 |
| Stolen Property Offenses         | 19            | 18            | -5.3%         | 0.4                  | 8             | 0                 |
| Animal Cruelty                   | 0             | 0             |               | 0.0                  | 0             | 0                 |
| Drug/Narcotic Violations         | 78            | 82            | 5.1%          | 1.9                  | 65            | 0                 |
| Drug Equipment Violations        | 7             | 22            | 214.3%        | 0.5                  | 12            | 0                 |
| Gambling Offenses                | 0             | 0             |               | 0.0                  | 0             | 0                 |
| Pornography                      | 2             | 2             | 0.0%          | 0.0                  | 0             | 0                 |
| Prostitution Offenses            | 0             | 0             |               | 0.0                  | 0             | 0                 |
| Weapon Law Violations            | 23            | 15            | -34.8%        | 0.3                  | 4             | 0                 |
| <b>Grand Total</b>               | <b>1,462</b>  | <b>1,314</b>  | <b>-10.1%</b> | <b>29.9</b>          | <b>487</b>    | <b>241</b>        |

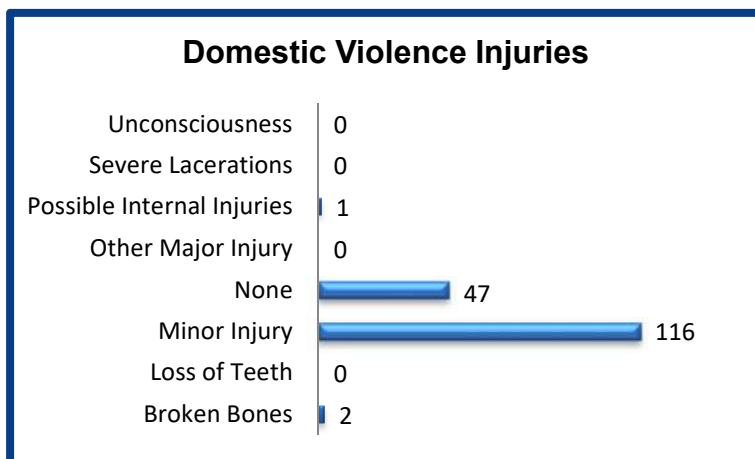
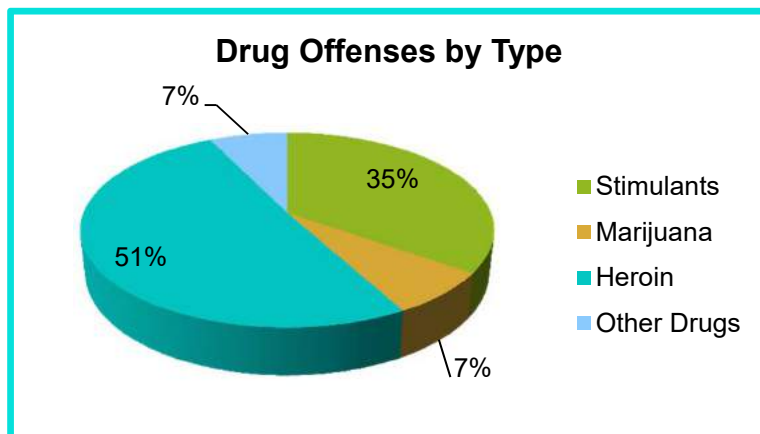
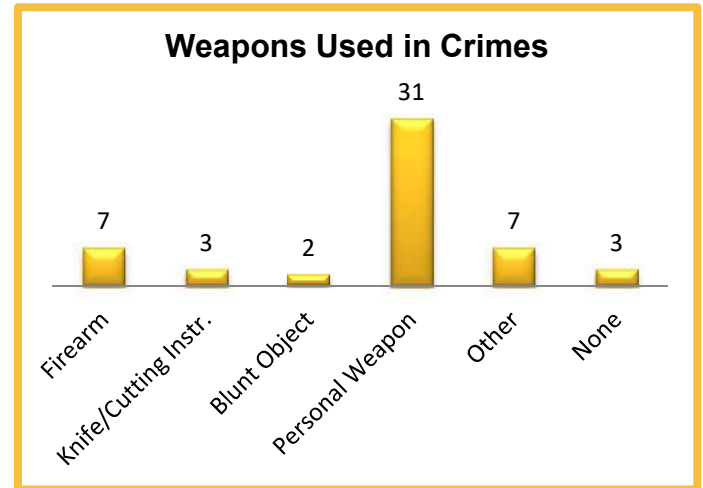
## 2017 Washington NIBRS Submission Agencies

Clallam SO

Continued

### 2017 Group B Arrests

| Offense               | Adult     | Juvenile  |
|-----------------------|-----------|-----------|
| Bad Checks            | 1         | 0         |
| Curfew/Vagrancy       | 0         | 0         |
| Disorderly Conduct    | 4         | 0         |
| Drunkenness           | 0         | 0         |
| DUI                   | 27        | 1         |
| Family Offenses       | 0         | 0         |
| Liquor Law Violations | 13        | 18        |
| Peeping Tom           | 0         | 0         |
| Trespass              | 18        | 0         |
| All Other Offenses    | 26        | 3         |
| <b>Total</b>          | <b>89</b> | <b>22</b> |



### 2017 Property Values by Type

| Type                 | Value              |
|----------------------|--------------------|
| Seized               | \$32               |
| Burned               | \$5,600            |
| Counterfeited/Forged | \$12,948           |
| Destroyed/Damaged    | \$167,917          |
| Recovered            | \$269,814          |
| Stolen               | \$985,942          |
| <b>Total</b>         | <b>\$1,442,253</b> |

## 2017 Washington NIBRS Submission Agencies

**Forks PD**

Clallam County

Population: 3,595  
Months Reported: 12

**Offense Overview**

Offense Total 293  
# of Cleared Offense 161  
Percent Cleared 54.9%

**Group A Arrest Overview**

Arrest Total 133  
Adult Arrest Total 126  
Juvenile Arrest Total 7

| Group A Offenses                 | Reported 2016 | Reported 2017 | % of Change* | Crime Rate per 1,000 | Total Arrests | DV Offense Totals |
|----------------------------------|---------------|---------------|--------------|----------------------|---------------|-------------------|
| Murder                           | 0             | 0             |              | 0.0                  | 0             | 0                 |
| Manslaughter                     | 0             | 0             |              | 0.0                  | 0             | 0                 |
| Rape                             | 0             | 3             |              | 0.8                  | 1             | 1                 |
| Sodomy                           | 0             | 0             |              | 0.0                  | 0             | 0                 |
| Sexual Assault w/Object          | 0             | 0             |              | 0.0                  | 0             | 0                 |
| Fondling                         | 1             | 3             |              | 0.8                  | 0             | 0                 |
| Aggravated Assault               | 3             | 6             |              | 1.7                  | 7             | 3                 |
| Simple Assault                   | 29            | 48            |              | 13.4                 | 36            | 33                |
| Intimidation                     | 6             | 8             |              | 2.2                  | 1             | 0                 |
| Kidnapping                       | 1             | 1             |              | 0.3                  | 0             | 1                 |
| Incest                           | 0             | 0             |              | 0.0                  | 0             | 0                 |
| Statutory Rape                   | 0             | 1             |              | 0.3                  | 0             | 0                 |
| Human Trafficking Offenses       | 0             | 0             |              | 0.0                  | 0             | 0                 |
| Violation of No Contact/Protect. | 11            | 20            |              | 5.6                  | 6             | 17                |
| Robbery                          | 1             | 1             |              | 0.3                  | 1             | 0                 |
| Burglary                         | 12            | 17            |              | 4.7                  | 1             | 2                 |
| Larceny-Theft Offenses           | 57            | 83            |              | 23.1                 | 33            | 1                 |
| Motor Vehicle Theft              | 2             | 2             |              | 0.6                  | 0             | 0                 |
| Arson                            | 1             | 2             |              | 0.6                  | 1             | 0                 |
| Destruction of Property          | 16            | 40            |              | 11.1                 | 7             | 0                 |
| Counterfeiting/Forgery           | 0             | 1             |              | 0.3                  | 0             | 0                 |
| Fraud Offenses                   | 4             | 0             |              | 0.0                  | 0             | 0                 |
| Embezzlement                     | 0             | 0             |              | 0.0                  | 0             | 0                 |
| Extortion/Blackmail              | 0             | 0             |              | 0.0                  | 0             | 0                 |
| Bribery                          | 0             | 0             |              | 0.0                  | 0             | 0                 |
| Stolen Property Offenses         | 3             | 3             |              | 0.8                  | 2             | 0                 |
| Animal Cruelty                   | 0             | 0             |              | 0.0                  | 0             | 0                 |
| Drug/Narcotic Violations         | 11            | 16            |              | 4.5                  | 13            | 0                 |
| Drug Equipment Violations        | 14            | 35            |              | 9.7                  | 22            | 0                 |
| Gambling Offenses                | 0             | 0             |              | 0.0                  | 0             | 0                 |
| Pornography                      | 0             | 0             |              | 0.0                  | 0             | 0                 |
| Prostitution Offenses            | 0             | 0             |              | 0.0                  | 0             | 0                 |
| Weapon Law Violations            | 4             | 3             |              | 0.8                  | 2             | 0                 |
| <b>Grand Total</b>               | <b>176</b>    | <b>293</b>    |              | <b>81.5</b>          | <b>133</b>    | <b>58</b>         |

\* Please see #10 in the NIBRS Individual Agency Page Table Legend on page 80

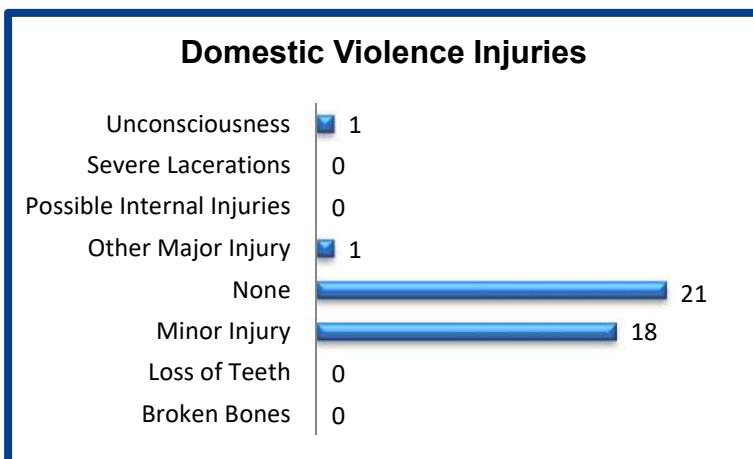
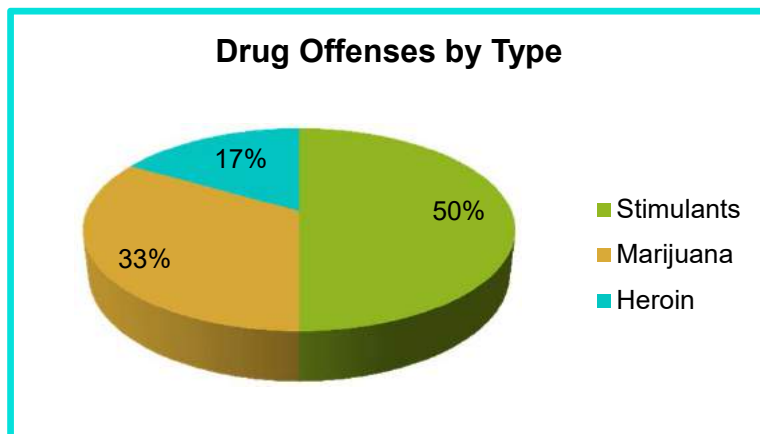
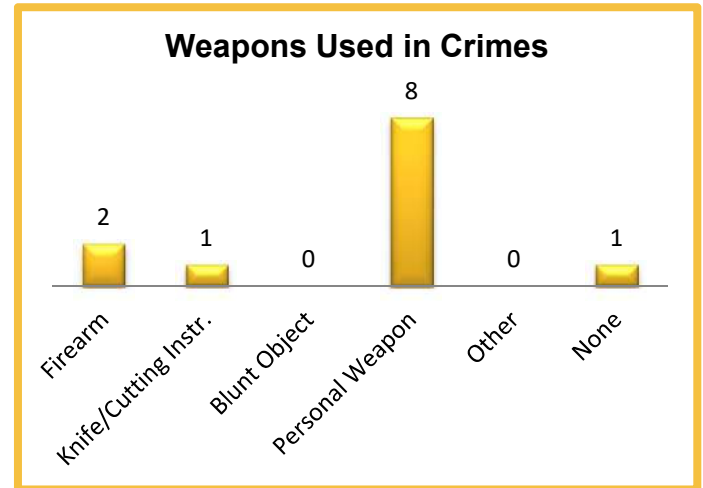
## 2017 Washington NIBRS Submission Agencies

Forks PD

Continued

### 2017 Group B Arrests

| Offense               | Adult     | Juvenile |
|-----------------------|-----------|----------|
| Bad Checks            | 0         | 0        |
| Curfew/Vagrancy       | 0         | 0        |
| Disorderly Conduct    | 11        | 0        |
| Drunkenness           | 0         | 0        |
| DUI                   | 15        | 0        |
| Family Offenses       | 0         | 0        |
| Liquor Law Violations | 4         | 0        |
| Peeping Tom           | 0         | 0        |
| Trespass              | 8         | 0        |
| All Other Offenses    | 22        | 0        |
| <b>Total</b>          | <b>60</b> | <b>0</b> |



### 2017 Property Values by Type

| Type                 | Value            |
|----------------------|------------------|
| Seized               | \$63             |
| Burned               | \$28,000         |
| Counterfeited/Forged | \$200            |
| Destroyed/Damaged    | \$80,090         |
| Recovered            | \$5,673          |
| Stolen               | \$57,385         |
| <b>Total</b>         | <b>\$171,411</b> |

## 2017 Washington NIBRS Submission Agencies

**Port Angeles PD**

Clallam County

Population: 19,370  
Months Reported: 12

**Offense Overview**

Offense Total 1,930  
# of Cleared Offense 678  
Percent Cleared 35.1%

**Group A Arrest Overview**

Arrest Total 470  
Adult Arrest Total 418  
Juvenile Arrest Total 52

| Group A Offenses                 | Reported 2016 | Reported 2017 | % of Change   | Crime Rate per 1,000 | Total Arrests | DV Offense Totals |
|----------------------------------|---------------|---------------|---------------|----------------------|---------------|-------------------|
| Murder                           | 1             | 2             | 100.0%        | 0.1                  | 1             | 0                 |
| Manslaughter                     | 0             | 0             |               | 0.0                  | 0             | 0                 |
| Rape                             | 22            | 19            | -13.6%        | 1.0                  | 0             | 6                 |
| Sodomy                           | 0             | 3             |               | 0.2                  | 0             | 0                 |
| Sexual Assault w/Object          | 4             | 8             | 100.0%        | 0.4                  | 1             | 2                 |
| Fondling                         | 11            | 18            | 63.6%         | 0.9                  | 0             | 6                 |
| Aggravated Assault               | 79            | 66            | -16.5%        | 3.4                  | 32            | 14                |
| Simple Assault                   | 289           | 253           | -12.5%        | 13.1                 | 111           | 126               |
| Intimidation                     | 58            | 57            | -1.7%         | 2.9                  | 22            | 26                |
| Kidnapping                       | 12            | 8             | -33.3%        | 0.4                  | 2             | 2                 |
| Incest                           | 0             | 0             |               | 0.0                  | 0             | 0                 |
| Statutory Rape                   | 1             | 3             | 200.0%        | 0.2                  | 0             | 0                 |
| Human Trafficking Offenses       | 0             | 0             |               | 0.0                  | 0             | 0                 |
| Violation of No Contact/Protect. | 96            | 99            | 3.1%          | 5.1                  | 49            | 85                |
| Robbery                          | 5             | 17            | 240.0%        | 0.9                  | 3             | 2                 |
| Burglary                         | 212           | 124           | -41.5%        | 6.4                  | 21            | 4                 |
| Larceny-Theft Offenses           | 732           | 619           | -15.4%        | 32.0                 | 93            | 21                |
| Motor Vehicle Theft              | 60            | 56            | -6.7%         | 2.9                  | 3             | 2                 |
| Arson                            | 4             | 2             | -50.0%        | 0.1                  | 0             | 1                 |
| Destruction of Property          | 318           | 284           | -10.7%        | 14.7                 | 37            | 0                 |
| Counterfeiting/Forgery           | 53            | 33            | -37.7%        | 1.7                  | 2             | 0                 |
| Fraud Offenses                   | 78            | 101           | 29.5%         | 5.2                  | 9             | 0                 |
| Embezzlement                     | 7             | 5             | -28.6%        | 0.3                  | 1             | 0                 |
| Extortion/Blackmail              | 1             | 1             | 0.0%          | 0.1                  | 0             | 0                 |
| Bribery                          | 0             | 0             |               | 0.0                  | 0             | 0                 |
| Stolen Property Offenses         | 46            | 36            | -21.7%        | 1.9                  | 15            | 0                 |
| Animal Cruelty                   | 0             | 0             |               | 0.0                  | 0             | 0                 |
| Drug/Narcotic Violations         | 82            | 76            | -7.3%         | 3.9                  | 60            | 0                 |
| Drug Equipment Violations        | 2             | 7             | 250.0%        | 0.4                  | 0             | 0                 |
| Gambling Offenses                | 0             | 0             |               | 0.0                  | 0             | 0                 |
| Pornography                      | 10            | 4             | -60.0%        | 0.2                  | 0             | 0                 |
| Prostitution Offenses            | 0             | 1             |               | 0.1                  | 0             | 0                 |
| Weapon Law Violations            | 29            | 28            | -3.4%         | 1.4                  | 8             | 0                 |
| <b>Grand Total</b>               | <b>2,212</b>  | <b>1,930</b>  | <b>-12.7%</b> | <b>99.6</b>          | <b>470</b>    | <b>297</b>        |

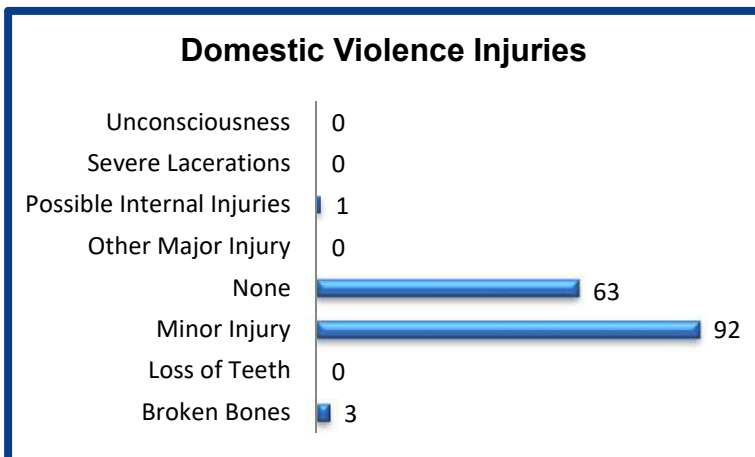
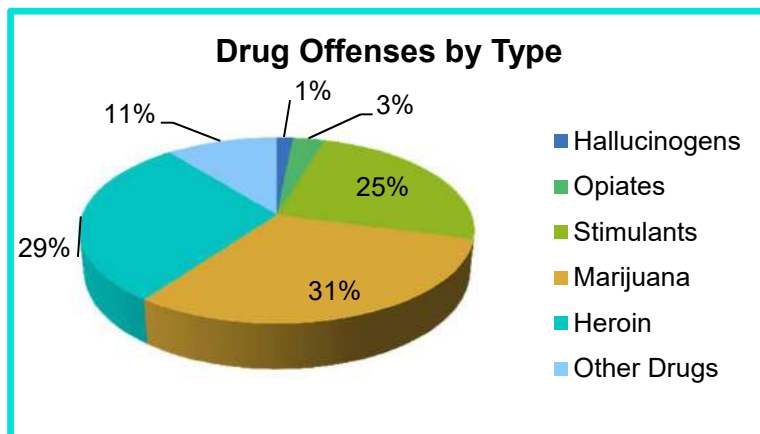
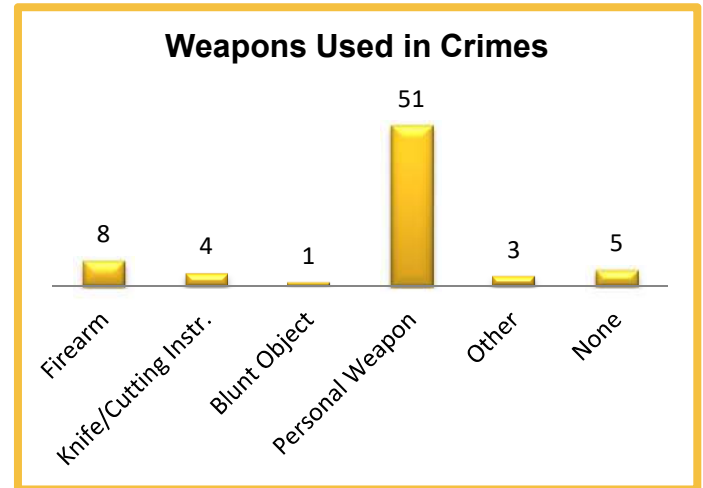
## 2017 Washington NIBRS Submission Agencies

Port Angeles PD

Continued

### 2017 Group B Arrests

| Offense               | Adult      | Juvenile  |
|-----------------------|------------|-----------|
| Bad Checks            | 0          | 0         |
| Curfew/Vagrancy       | 0          | 0         |
| Disorderly Conduct    | 11         | 0         |
| Drunkenness           | 0          | 0         |
| DUI                   | 69         | 0         |
| Family Offenses       | 1          | 0         |
| Liquor Law Violations | 27         | 12        |
| Peeping Tom           | 0          | 0         |
| Trespass              | 77         | 1         |
| All Other Offenses    | 58         | 1         |
| <b>Total</b>          | <b>243</b> | <b>14</b> |



### 2017 Property Values by Type

| Type                 | Value              |
|----------------------|--------------------|
| Seized               | \$24               |
| Burned               | \$302              |
| Counterfeited/Forged | \$1,621            |
| Destroyed/Damaged    | \$167,921          |
| Recovered            | \$212,651          |
| Stolen               | \$736,690          |
| <b>Total</b>         | <b>\$1,119,209</b> |

## 2017 Washington NIBRS Submission Agencies

**Sequim PD**

Clallam County

Population: 7,280  
Months Reported: 12

**Offense Overview**

Offense Total 622  
# of Cleared Offense 340  
Percent Cleared 54.7%

**Group A Arrest Overview**

Arrest Total 293  
Adult Arrest Total 243  
Juvenile Arrest Total 50

| Group A Offenses                 | Reported 2016 | Reported 2017 | % of Change | Crime Rate per 1,000 | Total Arrests | DV Offense Totals |
|----------------------------------|---------------|---------------|-------------|----------------------|---------------|-------------------|
| Murder                           | 1             | 0             | -100.0%     | 0.0                  | 0             | 0                 |
| Manslaughter                     | 0             | 0             |             | 0.0                  | 0             | 0                 |
| Rape                             | 5             | 5             | 0.0%        | 0.7                  | 0             | 1                 |
| Sodomy                           | 0             | 0             |             | 0.0                  | 0             | 0                 |
| Sexual Assault w/Object          | 1             | 1             | 0.0%        | 0.1                  | 0             | 0                 |
| Fondling                         | 2             | 2             | 0.0%        | 0.3                  | 0             | 0                 |
| Aggravated Assault               | 9             | 19            | 111.1%      | 2.6                  | 13            | 7                 |
| Simple Assault                   | 67            | 54            | -19.4%      | 7.4                  | 41            | 31                |
| Intimidation                     | 4             | 8             | 100.0%      | 1.1                  | 2             | 0                 |
| Kidnapping                       | 2             | 0             | -100.0%     | 0.0                  | 0             | 0                 |
| Incest                           | 0             | 1             |             | 0.1                  | 0             | 0                 |
| Statutory Rape                   | 1             | 0             | -100.0%     | 0.0                  | 0             | 0                 |
| Human Trafficking Offenses       | 0             | 0             |             | 0.0                  | 0             | 0                 |
| Violation of No Contact/Protect. | 23            | 18            | -21.7%      | 2.5                  | 12            | 16                |
| Robbery                          | 2             | 1             | -50.0%      | 0.1                  | 0             | 0                 |
| Burglary                         | 32            | 40            | 25.0%       | 5.5                  | 3             | 1                 |
| Larceny-Theft Offenses           | 229           | 252           | 10.0%       | 34.6                 | 123           | 6                 |
| Motor Vehicle Theft              | 10            | 12            | 20.0%       | 1.6                  | 4             | 0                 |
| Arson                            | 0             | 0             |             | 0.0                  | 0             | 0                 |
| Destruction of Property          | 61            | 90            | 47.5%       | 12.4                 | 31            | 0                 |
| Counterfeiting/Forgery           | 19            | 18            | -5.3%       | 2.5                  | 1             | 0                 |
| Fraud Offenses                   | 10            | 13            | 30.0%       | 1.8                  | 2             | 0                 |
| Embezzlement                     | 1             | 0             | -100.0%     | 0.0                  | 0             | 0                 |
| Extortion/Blackmail              | 0             | 0             |             | 0.0                  | 0             | 0                 |
| Bribery                          | 0             | 0             |             | 0.0                  | 0             | 0                 |
| Stolen Property Offenses         | 14            | 11            | -21.4%      | 1.5                  | 10            | 0                 |
| Animal Cruelty                   | 0             | 0             |             | 0.0                  | 0             | 0                 |
| Drug/Narcotic Violations         | 44            | 49            | 11.4%       | 6.7                  | 44            | 0                 |
| Drug Equipment Violations        | 21            | 23            | 9.5%        | 3.2                  | 4             | 0                 |
| Gambling Offenses                | 0             | 0             |             | 0.0                  | 0             | 0                 |
| Pornography                      | 2             | 1             | -50.0%      | 0.1                  | 0             | 0                 |
| Prostitution Offenses            | 0             | 0             |             | 0.0                  | 0             | 0                 |
| Weapon Law Violations            | 6             | 4             | -33.3%      | 0.5                  | 3             | 0                 |
| <b>Grand Total</b>               | <b>566</b>    | <b>622</b>    | <b>9.9%</b> | <b>85.4</b>          | <b>293</b>    | <b>62</b>         |

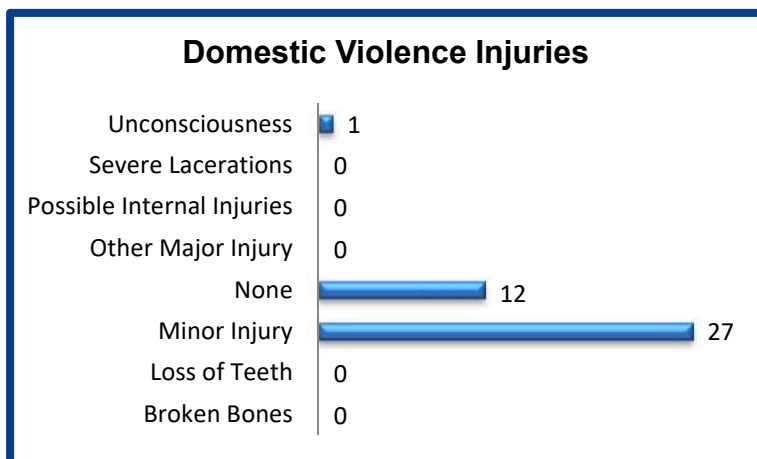
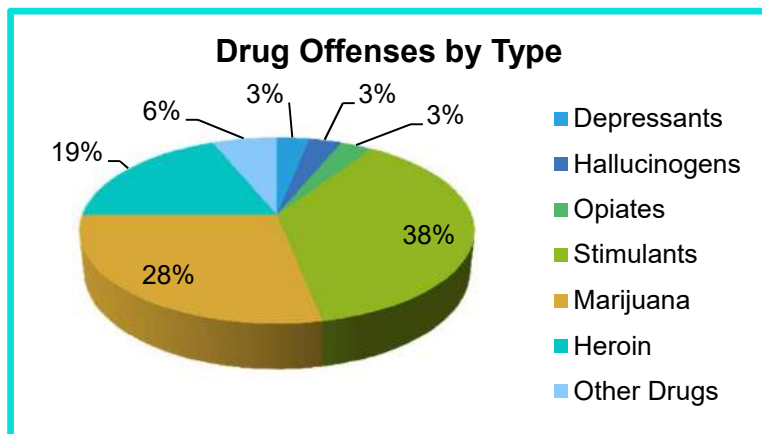
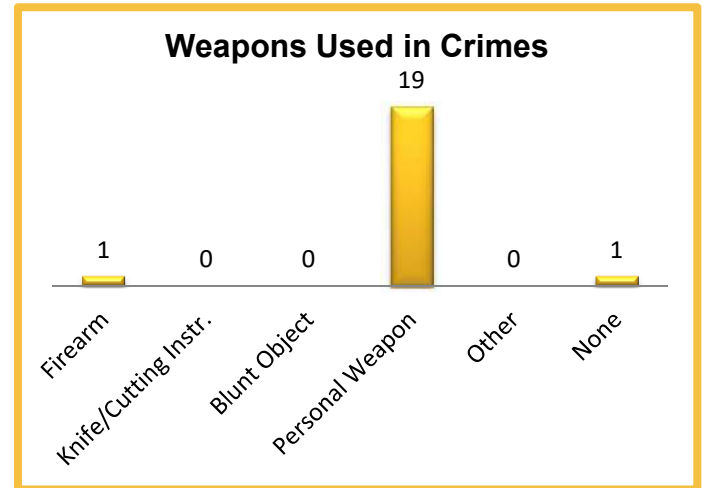
## 2017 Washington NIBRS Submission Agencies

Sequim PD

Continued

### 2017 Group B Arrests

| Offense               | Adult     | Juvenile |
|-----------------------|-----------|----------|
| Bad Checks            | 0         | 0        |
| Curfew/Vagrancy       | 0         | 0        |
| Disorderly Conduct    | 1         | 0        |
| Drunkenness           | 0         | 0        |
| DUI                   | 11        | 0        |
| Family Offenses       | 1         | 0        |
| Liquor Law Violations | 3         | 3        |
| Peeping Tom           | 0         | 0        |
| Trespass              | 14        | 2        |
| All Other Offenses    | 7         | 1        |
| <b>Total</b>          | <b>37</b> | <b>6</b> |



### 2017 Property Values by Type

| Type                 | Value              |
|----------------------|--------------------|
| Seized               | \$38               |
| Burned               | \$0                |
| Counterfeited/Forged | \$10,042           |
| Destroyed/Damaged    | \$22,165           |
| Recovered            | \$108,694          |
| Stolen               | \$921,070          |
| <b>Total</b>         | <b>\$1,062,009</b> |

## 2017 Washington NIBRS Submission Agencies

**Clark SO**

Clark County

Population: 224,875  
Months Reported: 12

**Offense Overview**

Offense Total 4,987  
# of Cleared Offense 1,235  
Percent Cleared 24.8%

**Group A Arrest Overview**

Arrest Total 931  
Adult Arrest Total 805  
Juvenile Arrest Total 126

| Group A Offenses                 | Reported 2016 | Reported 2017 | % of Change   | Crime Rate per 1,000 | Total Arrests | DV Offense Totals |
|----------------------------------|---------------|---------------|---------------|----------------------|---------------|-------------------|
| Murder                           | 4             | 3             | -25.0%        | 0.0                  | 6             | 1                 |
| Manslaughter                     | 0             | 0             |               | 0.0                  | 0             | 0                 |
| Rape                             | 57            | 52            | -8.8%         | 0.2                  | 2             | 17                |
| Sodomy                           | 14            | 9             | -35.7%        | 0.0                  | 0             | 1                 |
| Sexual Assault w/Object          | 9             | 31            | 244.4%        | 0.1                  | 1             | 2                 |
| Fondling                         | 33            | 59            | 78.8%         | 0.3                  | 2             | 17                |
| Aggravated Assault               | 196           | 186           | -5.1%         | 0.8                  | 64            | 107               |
| Simple Assault                   | 674           | 641           | -4.9%         | 2.9                  | 289           | 470               |
| Intimidation                     | 166           | 155           | -6.6%         | 0.7                  | 10            | 54                |
| Kidnapping                       | 22            | 29            | 31.8%         | 0.1                  | 1             | 18                |
| Incest                           | 4             | 6             | 50.0%         | 0.0                  | 0             | 3                 |
| Statutory Rape                   | 0             | 1             |               | 0.0                  | 2             | 0                 |
| Human Trafficking Offenses       | 0             | 0             |               | 0.0                  | 0             | 0                 |
| Violation of No Contact/Protect. | 194           | 227           | 17.0%         | 1.0                  | 73            | 203               |
| Robbery                          | 45            | 50            | 11.1%         | 0.2                  | 17            | 2                 |
| Burglary                         | 684           | 426           | -37.7%        | 1.9                  | 49            | 28                |
| Larceny-Theft Offenses           | 1,724         | 1,377         | -20.1%        | 6.1                  | 180           | 43                |
| Motor Vehicle Theft              | 598           | 541           | -9.5%         | 2.4                  | 16            | 11                |
| Arson                            | 23            | 18            | -21.7%        | 0.1                  | 3             | 0                 |
| Destruction of Property          | 700           | 569           | -18.7%        | 2.5                  | 47            | 0                 |
| Counterfeiting/Forgery           | 80            | 47            | -41.3%        | 0.2                  | 0             | 0                 |
| Fraud Offenses                   | 502           | 171           | -65.9%        | 0.8                  | 7             | 0                 |
| Embezzlement                     | 0             | 0             |               | 0.0                  | 0             | 0                 |
| Extortion/Blackmail              | 0             | 2             |               | 0.0                  | 0             | 0                 |
| Bribery                          | 0             | 0             |               | 0.0                  | 0             | 0                 |
| Stolen Property Offenses         | 52            | 86            | 65.4%         | 0.4                  | 21            | 0                 |
| Animal Cruelty                   | 1             | 1             | 0.0%          | 0.0                  | 0             | 0                 |
| Drug/Narcotic Violations         | 305           | 238           | -22.0%        | 1.1                  | 126           | 0                 |
| Drug Equipment Violations        | 11            | 15            | 36.4%         | 0.1                  | 4             | 0                 |
| Gambling Offenses                | 0             | 0             |               | 0.0                  | 0             | 0                 |
| Pornography                      | 0             | 0             |               | 0.0                  | 0             | 0                 |
| Prostitution Offenses            | 3             | 2             | -33.3%        | 0.0                  | 0             | 0                 |
| Weapon Law Violations            | 42            | 45            | 7.1%          | 0.2                  | 11            | 0                 |
| <b>Grand Total</b>               | <b>6,143</b>  | <b>4,987</b>  | <b>-18.8%</b> | <b>22.2</b>          | <b>931</b>    | <b>977</b>        |

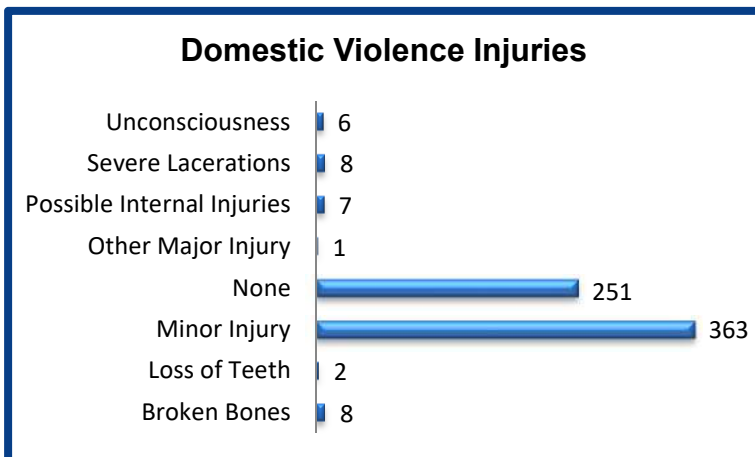
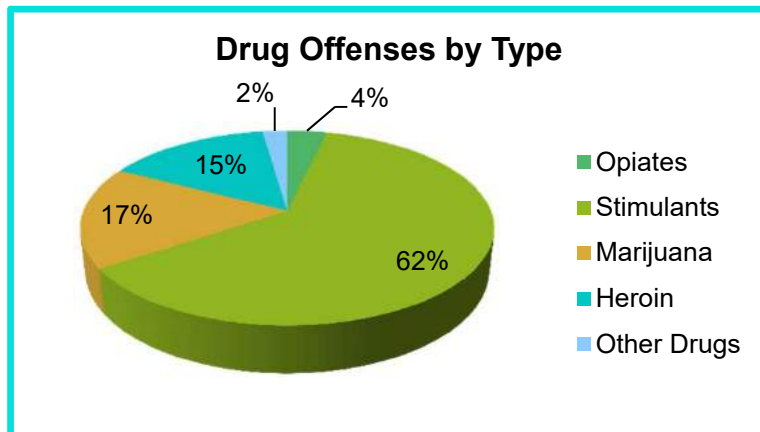
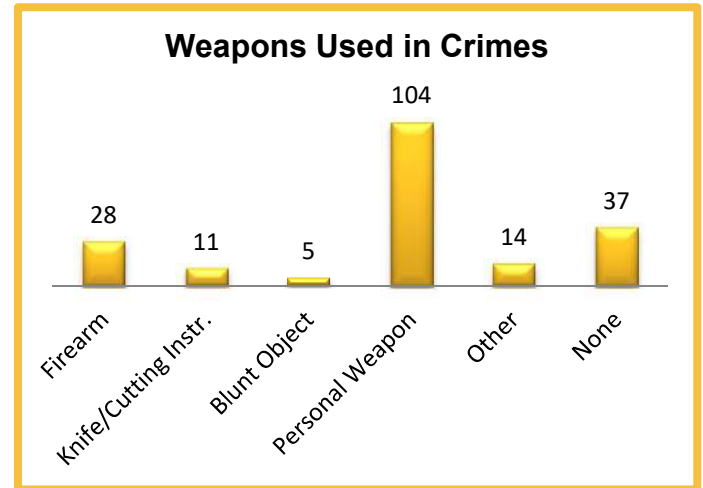
## 2017 Washington NIBRS Submission Agencies

Clark SO

Continued

### 2017 Group B Arrests

| Offense               | Adult        | Juvenile  |
|-----------------------|--------------|-----------|
| Bad Checks            | 0            | 0         |
| Curfew/Vagrancy       | 1            | 0         |
| Disorderly Conduct    | 15           | 3         |
| Drunkenness           | 4            | 0         |
| DUI                   | 216          | 4         |
| Family Offenses       | 4            | 0         |
| Liquor Law Violations | 2            | 1         |
| Peeping Tom           | 0            | 0         |
| Trespass              | 40           | 1         |
| All Other Offenses    | 1,271        | 63        |
| <b>Total</b>          | <b>1,553</b> | <b>72</b> |



### 2017 Property Values by Type

| Type                 | Value              |
|----------------------|--------------------|
| Seized               | \$17               |
| Burned               | \$1,220,207        |
| Counterfeited/Forged | \$16,685           |
| Destroyed/Damaged    | \$343,144          |
| Recovered            | \$2,414,184        |
| Stolen               | \$5,773,031        |
| <b>Total</b>         | <b>\$9,767,268</b> |

## 2017 Washington NIBRS Submission Agencies

**Battle Ground PD**

Clark County

Population: 20,370  
Months Reported: 12

**Offense Overview**

Offense Total 740  
# of Cleared Offense 258  
Percent Cleared 34.9%

**Group A Arrest Overview**

Arrest Total 205  
Adult Arrest Total 165  
Juvenile Arrest Total 40

| Group A Offenses                 | Reported 2016 | Reported 2017 | % of Change   | Crime Rate per 1,000 | Total Arrests | DV Offense Totals |
|----------------------------------|---------------|---------------|---------------|----------------------|---------------|-------------------|
| Murder                           | 3             | 0             | -100.0%       | 0.0                  | 0             | 0                 |
| Manslaughter                     | 1             | 0             | -100.0%       | 0.0                  | 0             | 0                 |
| Rape                             | 9             | 8             | -11.1%        | 0.4                  | 1             | 1                 |
| Sodomy                           | 0             | 1             |               | 0.0                  | 0             | 0                 |
| Sexual Assault w/Object          | 1             | 3             | 200.0%        | 0.1                  | 0             | 1                 |
| Fondling                         | 9             | 14            | 55.6%         | 0.7                  | 2             | 2                 |
| Aggravated Assault               | 15            | 20            | 33.3%         | 1.0                  | 6             | 11                |
| Simple Assault                   | 113           | 107           | -5.3%         | 5.3                  | 61            | 71                |
| Intimidation                     | 29            | 32            | 10.3%         | 1.6                  | 0             | 3                 |
| Kidnapping                       | 3             | 0             | -100.0%       | 0.0                  | 0             | 0                 |
| Incest                           | 0             | 0             |               | 0.0                  | 0             | 0                 |
| Statutory Rape                   | 0             | 0             |               | 0.0                  | 0             | 0                 |
| Human Trafficking Offenses       | 0             | 0             |               | 0.0                  | 0             | 0                 |
| Violation of No Contact/Protect. | 12            | 9             | -25.0%        | 0.4                  | 2             | 9                 |
| Robbery                          | 1             | 4             | 300.0%        | 0.2                  | 3             | 0                 |
| Burglary                         | 41            | 27            | -34.1%        | 1.3                  | 4             | 1                 |
| Larceny-Theft Offenses           | 324           | 268           | -17.3%        | 13.2                 | 51            | 4                 |
| Motor Vehicle Theft              | 41            | 22            | -46.3%        | 1.1                  | 1             | 1                 |
| Arson                            | 2             | 4             | 100.0%        | 0.2                  | 0             | 0                 |
| Destruction of Property          | 118           | 89            | -24.6%        | 4.4                  | 5             | 0                 |
| Counterfeiting/Forgery           | 12            | 5             | -58.3%        | 0.2                  | 0             | 0                 |
| Fraud Offenses                   | 27            | 15            | -44.4%        | 0.7                  | 0             | 0                 |
| Embezzlement                     | 0             | 1             |               | 0.0                  | 0             | 0                 |
| Extortion/Blackmail              | 0             | 1             |               | 0.0                  | 0             | 0                 |
| Bribery                          | 0             | 0             |               | 0.0                  | 0             | 0                 |
| Stolen Property Offenses         | 8             | 8             | 0.0%          | 0.4                  | 5             | 0                 |
| Animal Cruelty                   | 1             | 2             | 100.0%        | 0.1                  | 0             | 0                 |
| Drug/Narcotic Violations         | 69            | 67            | -2.9%         | 3.3                  | 58            | 0                 |
| Drug Equipment Violations        | 15            | 17            | 13.3%         | 0.8                  | 1             | 0                 |
| Gambling Offenses                | 0             | 0             |               | 0.0                  | 0             | 0                 |
| Pornography                      | 0             | 0             |               | 0.0                  | 0             | 0                 |
| Prostitution Offenses            | 0             | 1             |               | 0.0                  | 0             | 0                 |
| Weapon Law Violations            | 9             | 15            | 66.7%         | 0.7                  | 5             | 0                 |
| <b>Grand Total</b>               | <b>863</b>    | <b>740</b>    | <b>-14.3%</b> | <b>36.3</b>          | <b>205</b>    | <b>104</b>        |

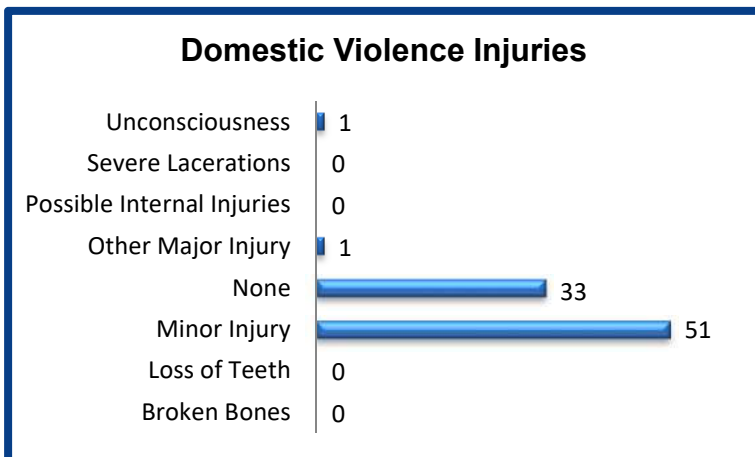
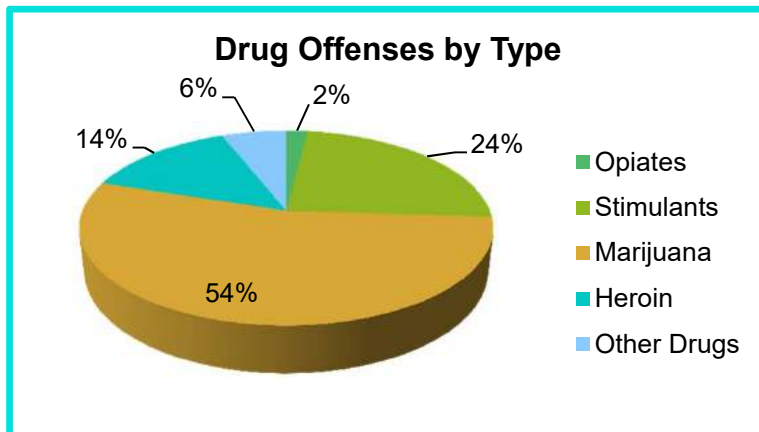
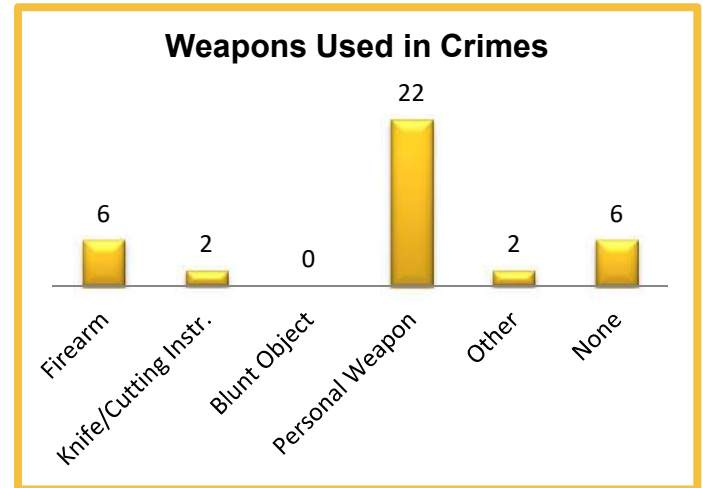
## 2017 Washington NIBRS Submission Agencies

**Battle Ground PD**

Continued

### 2017 Group B Arrests

| Offense               | Adult      | Juvenile  |
|-----------------------|------------|-----------|
| Bad Checks            | 0          | 0         |
| Curfew/Vagrancy       | 0          | 0         |
| Disorderly Conduct    | 9          | 3         |
| Drunkenness           | 5          | 3         |
| DUI                   | 121        | 2         |
| Family Offenses       | 2          | 0         |
| Liquor Law Violations | 5          | 5         |
| Peeping Tom           | 0          | 0         |
| Trespass              | 11         | 0         |
| All Other Offenses    | 660        | 39        |
| <b>Total</b>          | <b>813</b> | <b>52</b> |



### 2017 Property Values by Type

| Type                 | Value            |
|----------------------|------------------|
| Seized               | \$25             |
| Burned               | \$3,101          |
| Counterfeited/Forged | \$125            |
| Destroyed/Damaged    | \$48,426         |
| Recovered            | \$74,722         |
| Stolen               | \$321,716        |
| <b>Total</b>         | <b>\$448,115</b> |

## 2017 Washington NIBRS Submission Agencies

**Camas PD**

Clark County

Population: 23,080  
Months Reported: 12

### Offense Overview

Offense Total 752  
# of Cleared Offense 154  
Percent Cleared 20.5%

### Group A Arrest Overview

Arrest Total 111  
Adult Arrest Total 92  
Juvenile Arrest Total 19

| Group A Offenses                 | Reported 2016 | Reported 2017 | % of Change | Crime Rate per 1,000 | Total Arrests | DV Offense Totals |
|----------------------------------|---------------|---------------|-------------|----------------------|---------------|-------------------|
| Murder                           | 0             | 0             |             | 0.0                  | 0             | 0                 |
| Manslaughter                     | 0             | 0             |             | 0.0                  | 0             | 0                 |
| Rape                             | 4             | 3             | -25.0%      | 0.1                  | 0             | 1                 |
| Sodomy                           | 2             | 0             | -100.0%     | 0.0                  | 0             | 0                 |
| Sexual Assault w/Object          | 1             | 1             | 0.0%        | 0.0                  | 0             | 0                 |
| Fondling                         | 2             | 3             | 50.0%       | 0.1                  | 0             | 3                 |
| Aggravated Assault               | 6             | 6             | 0.0%        | 0.3                  | 2             | 2                 |
| Simple Assault                   | 93            | 101           | 8.6%        | 4.4                  | 49            | 81                |
| Intimidation                     | 5             | 14            | 180.0%      | 0.6                  | 0             | 7                 |
| Kidnapping                       | 1             | 0             | -100.0%     | 0.0                  | 0             | 0                 |
| Incest                           | 0             | 0             |             | 0.0                  | 0             | 0                 |
| Statutory Rape                   | 0             | 0             |             | 0.0                  | 0             | 0                 |
| Human Trafficking Offenses       | 0             | 0             |             | 0.0                  | 0             | 0                 |
| Violation of No Contact/Protect. | 14            | 21            | 50.0%       | 0.9                  | 5             | 20                |
| Robbery                          | 2             | 3             | 50.0%       | 0.1                  | 0             | 1                 |
| Burglary                         | 67            | 70            | 4.5%        | 3.0                  | 3             | 1                 |
| Larceny-Theft Offenses           | 243           | 301           | 23.9%       | 13.0                 | 27            | 1                 |
| Motor Vehicle Theft              | 22            | 37            | 68.2%       | 1.6                  | 1             | 0                 |
| Arson                            | 2             | 4             | 100.0%      | 0.2                  | 0             | 0                 |
| Destruction of Property          | 132           | 106           | -19.7%      | 4.6                  | 6             | 0                 |
| Counterfeiting/Forgery           | 6             | 2             | -66.7%      | 0.1                  | 1             | 0                 |
| Fraud Offenses                   | 62            | 50            | -19.4%      | 2.2                  | 1             | 0                 |
| Embezzlement                     | 0             | 0             |             | 0.0                  | 0             | 0                 |
| Extortion/Blackmail              | 0             | 2             |             | 0.1                  | 0             | 0                 |
| Bribery                          | 0             | 0             |             | 0.0                  | 0             | 0                 |
| Stolen Property Offenses         | 4             | 5             | 25.0%       | 0.2                  | 2             | 0                 |
| Animal Cruelty                   | 0             | 0             |             | 0.0                  | 0             | 0                 |
| Drug/Narcotic Violations         | 32            | 19            | -40.6%      | 0.8                  | 13            | 0                 |
| Drug Equipment Violations        | 2             | 0             | -100.0%     | 0.0                  | 0             | 0                 |
| Gambling Offenses                | 0             | 0             |             | 0.0                  | 0             | 0                 |
| Pornography                      | 0             | 0             |             | 0.0                  | 0             | 0                 |
| Prostitution Offenses            | 0             | 0             |             | 0.0                  | 0             | 0                 |
| Weapon Law Violations            | 6             | 4             | -33.3%      | 0.2                  | 1             | 0                 |
| <b>Grand Total</b>               | <b>708</b>    | <b>752</b>    | <b>6.2%</b> | <b>32.6</b>          | <b>111</b>    | <b>117</b>        |

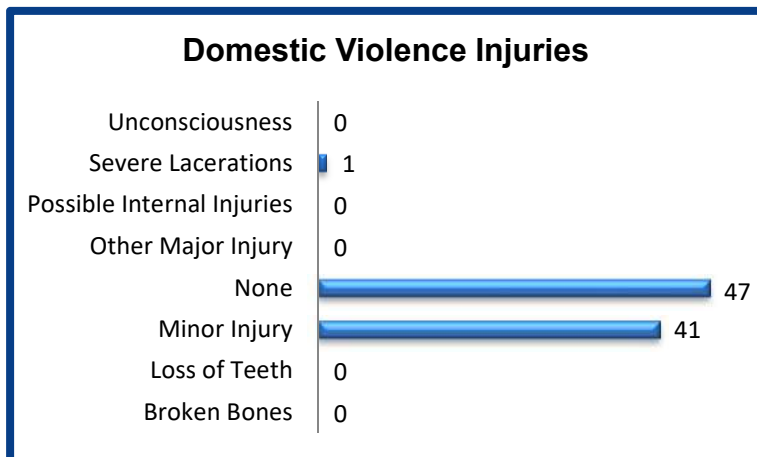
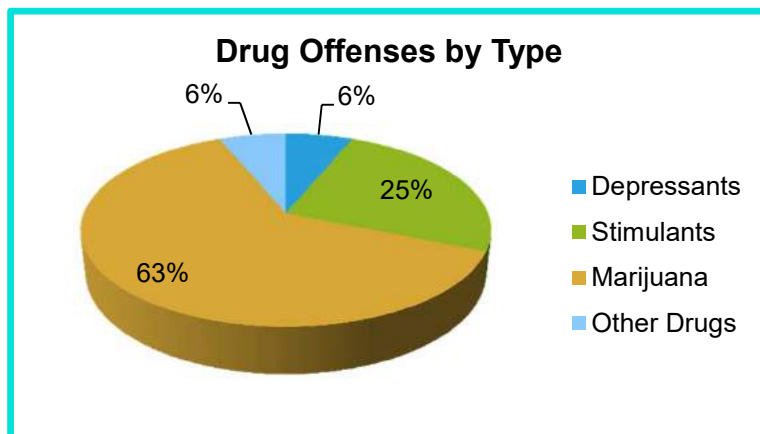
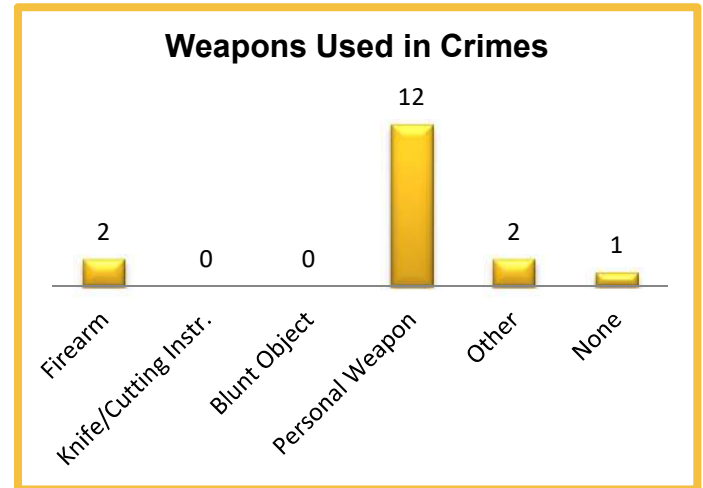
## 2017 Washington NIBRS Submission Agencies

Camas PD

Continued

### 2017 Group B Arrests

| Offense               | Adult      | Juvenile  |
|-----------------------|------------|-----------|
| Bad Checks            | 0          | 0         |
| Curfew/Vagrancy       | 0          | 0         |
| Disorderly Conduct    | 4          | 0         |
| Drunkenness           | 0          | 3         |
| DUI                   | 60         | 0         |
| Family Offenses       | 3          | 0         |
| Liquor Law Violations | 7          | 3         |
| Peeping Tom           | 0          | 0         |
| Trespass              | 7          | 1         |
| All Other Offenses    | 141        | 17        |
| <b>Total</b>          | <b>222</b> | <b>24</b> |



### 2017 Property Values by Type

| Type                 | Value            |
|----------------------|------------------|
| Seized               | \$0              |
| Burned               | \$803            |
| Counterfeited/Forged | \$9,200          |
| Destroyed/Damaged    | \$39,683         |
| Recovered            | \$54,109         |
| Stolen               | \$599,455        |
| <b>Total</b>         | <b>\$703,250</b> |

## 2017 Washington NIBRS Submission Agencies

**La Center PD**

Clark County

Population: 3,197  
Months Reported: 12

**Offense Overview**

Offense Total 94  
# of Cleared Offense 29  
Percent Cleared 30.9%

**Group A Arrest Overview**

Arrest Total 25  
Adult Arrest Total 20  
Juvenile Arrest Total 5

| Group A Offenses                 | Reported 2016 | Reported 2017 | % of Change | Crime Rate per 1,000 | Total Arrests | DV Offense Totals |
|----------------------------------|---------------|---------------|-------------|----------------------|---------------|-------------------|
| Murder                           | 0             | 0             |             | 0.0                  | 0             | 0                 |
| Manslaughter                     | 0             | 0             |             | 0.0                  | 0             | 0                 |
| Rape                             | 0             | 0             |             | 0.0                  | 0             | 0                 |
| Sodomy                           | 0             | 0             |             | 0.0                  | 0             | 0                 |
| Sexual Assault w/Object          | 0             | 0             |             | 0.0                  | 0             | 0                 |
| Fondling                         | 0             | 0             |             | 0.0                  | 0             | 0                 |
| Aggravated Assault               | 7             | 2             | -71.4%      | 0.6                  | 2             | 2                 |
| Simple Assault                   | 7             | 13            | 85.7%       | 4.1                  | 12            | 7                 |
| Intimidation                     | 0             | 3             |             | 0.9                  | 2             | 0                 |
| Kidnapping                       | 0             | 0             |             | 0.0                  | 0             | 0                 |
| Incest                           | 0             | 0             |             | 0.0                  | 0             | 0                 |
| Statutory Rape                   | 1             | 0             | -100.0%     | 0.0                  | 0             | 0                 |
| Human Trafficking Offenses       | 0             | 0             |             | 0.0                  | 0             | 0                 |
| Violation of No Contact/Protect. | 1             | 0             | -100.0%     | 0.0                  | 1             | 0                 |
| Robbery                          | 0             | 0             |             | 0.0                  | 0             | 0                 |
| Burglary                         | 14            | 9             | -35.7%      | 2.8                  | 0             | 0                 |
| Larceny-Theft Offenses           | 31            | 28            | -9.7%       | 8.8                  | 2             | 0                 |
| Motor Vehicle Theft              | 8             | 7             | -12.5%      | 2.2                  | 1             | 0                 |
| Arson                            | 0             | 0             |             | 0.0                  | 0             | 0                 |
| Destruction of Property          | 9             | 18            | 100.0%      | 5.6                  | 2             | 0                 |
| Counterfeiting/Forgery           | 0             | 5             |             | 1.6                  | 0             | 0                 |
| Fraud Offenses                   | 3             | 5             | 66.7%       | 1.6                  | 0             | 0                 |
| Embezzlement                     | 0             | 0             |             | 0.0                  | 0             | 0                 |
| Extortion/Blackmail              | 0             | 0             |             | 0.0                  | 0             | 0                 |
| Bribery                          | 0             | 0             |             | 0.0                  | 0             | 0                 |
| Stolen Property Offenses         | 2             | 0             | -100.0%     | 0.0                  | 0             | 0                 |
| Animal Cruelty                   | 0             | 0             |             | 0.0                  | 0             | 0                 |
| Drug/Narcotic Violations         | 7             | 3             | -57.1%      | 0.9                  | 3             | 0                 |
| Drug Equipment Violations        | 1             | 0             | -100.0%     | 0.0                  | 0             | 0                 |
| Gambling Offenses                | 0             | 0             |             | 0.0                  | 0             | 0                 |
| Pornography                      | 0             | 0             |             | 0.0                  | 0             | 0                 |
| Prostitution Offenses            | 0             | 0             |             | 0.0                  | 0             | 0                 |
| Weapon Law Violations            | 0             | 1             |             | 0.3                  | 0             | 0                 |
| <b>Grand Total</b>               | <b>91</b>     | <b>94</b>     | <b>3.3%</b> | <b>29.4</b>          | <b>25</b>     | <b>9</b>          |

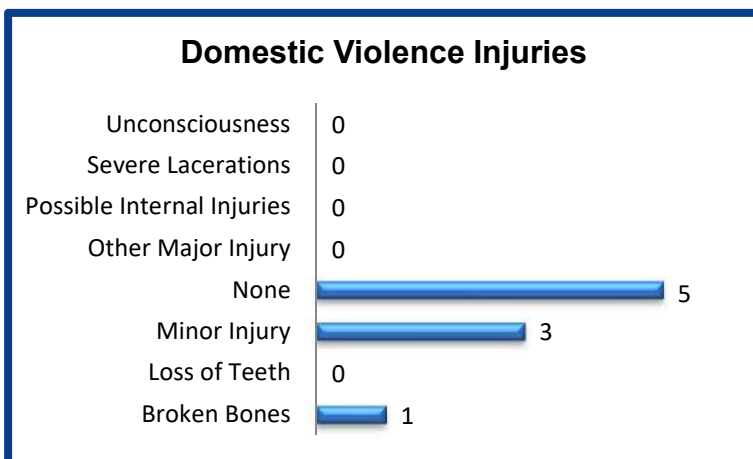
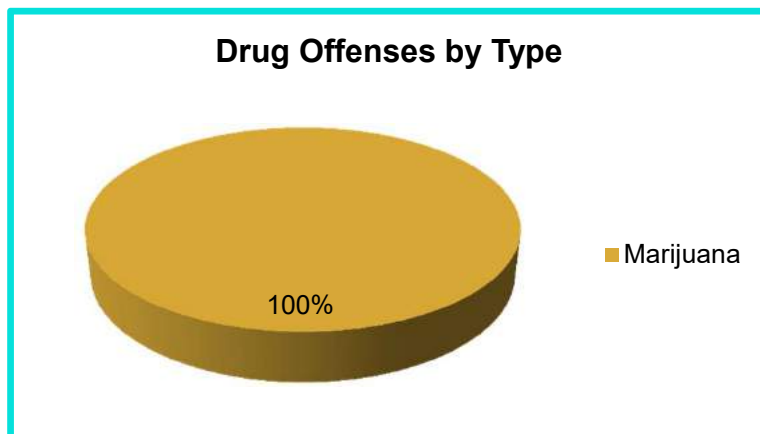
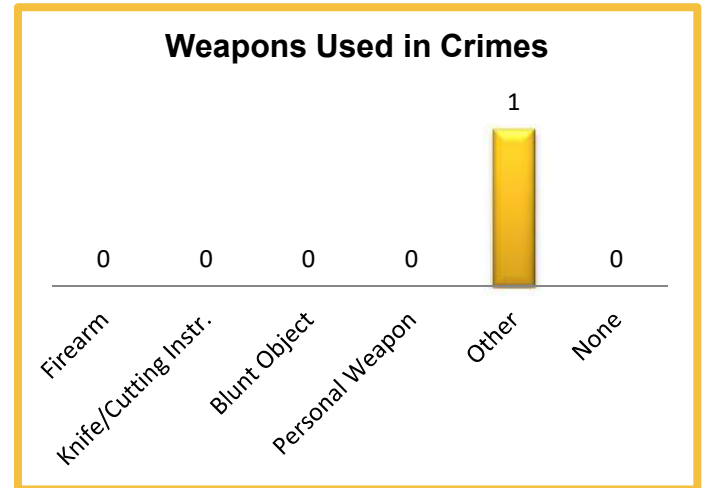
## 2017 Washington NIBRS Submission Agencies

La Center PD

Continued

### 2017 Group B Arrests

| Offense               | Adult     | Juvenile  |
|-----------------------|-----------|-----------|
| Bad Checks            | 0         | 0         |
| Curfew/Vagrancy       | 0         | 0         |
| Disorderly Conduct    | 0         | 0         |
| Drunkenness           | 0         | 0         |
| DUI                   | 8         | 0         |
| Family Offenses       | 1         | 0         |
| Liquor Law Violations | 0         | 7         |
| Peeping Tom           | 0         | 0         |
| Trespass              | 0         | 0         |
| All Other Offenses    | 23        | 7         |
| <b>Total</b>          | <b>32</b> | <b>14</b> |



### 2017 Property Values by Type

| Type                 | Value            |
|----------------------|------------------|
| Seized               | \$0              |
| Burned               | \$0              |
| Counterfeited/Forged | \$60             |
| Destroyed/Damaged    | \$109,383        |
| Recovered            | \$3,546          |
| Stolen               | \$35,538         |
| <b>Total</b>         | <b>\$148,527</b> |

## 2017 Washington NIBRS Submission Agencies

**Ridgefield PD**

Clark County

Population: 7,235  
Months Reported: 12

### Offense Overview

Offense Total 253  
# of Cleared Offense 59  
Percent Cleared 23.3%

### Group A Arrest Overview

Arrest Total 47  
Adult Arrest Total 42  
Juvenile Arrest Total 5

| Group A Offenses                 | Reported 2016 | Reported 2017 | % of Change  | Crime Rate per 1,000 | Total Arrests | DV Offense Totals |
|----------------------------------|---------------|---------------|--------------|----------------------|---------------|-------------------|
| Murder                           | 0             | 0             |              | 0.0                  | 0             | 0                 |
| Manslaughter                     | 0             | 0             |              | 0.0                  | 0             | 0                 |
| Rape                             | 0             | 0             |              | 0.0                  | 0             | 0                 |
| Sodomy                           | 1             | 0             | -100.0%      | 0.0                  | 0             | 0                 |
| Sexual Assault w/Object          | 0             | 2             |              | 0.3                  | 0             | 1                 |
| Fondling                         | 1             | 4             | 300.0%       | 0.6                  | 0             | 3                 |
| Aggravated Assault               | 5             | 5             | 0.0%         | 0.7                  | 1             | 3                 |
| Simple Assault                   | 14            | 40            | 185.7%       | 5.5                  | 17            | 27                |
| Intimidation                     | 10            | 7             | -30.0%       | 1.0                  | 0             | 6                 |
| Kidnapping                       | 0             | 1             |              | 0.1                  | 2             | 1                 |
| Incest                           | 1             | 2             | 100.0%       | 0.3                  | 0             | 0                 |
| Statutory Rape                   | 0             | 0             |              | 0.0                  | 0             | 0                 |
| Human Trafficking Offenses       | 0             | 0             |              | 0.0                  | 0             | 0                 |
| Violation of No Contact/Protect. | 2             | 19            | 850.0%       | 2.6                  | 7             | 13                |
| Robbery                          | 0             | 0             |              | 0.0                  | 0             | 0                 |
| Burglary                         | 21            | 13            | -38.1%       | 1.8                  | 4             | 1                 |
| Larceny-Theft Offenses           | 68            | 61            | -10.3%       | 8.4                  | 1             | 2                 |
| Motor Vehicle Theft              | 5             | 12            | 140.0%       | 1.7                  | 2             | 1                 |
| Arson                            | 5             | 1             | -80.0%       | 0.1                  | 0             | 0                 |
| Destruction of Property          | 30            | 33            | 10.0%        | 4.6                  | 2             | 0                 |
| Counterfeiting/Forgery           | 0             | 0             |              | 0.0                  | 0             | 0                 |
| Fraud Offenses                   | 22            | 22            | 0.0%         | 3.0                  | 0             | 0                 |
| Embezzlement                     | 1             | 0             | -100.0%      | 0.0                  | 0             | 0                 |
| Extortion/Blackmail              | 0             | 0             |              | 0.0                  | 0             | 0                 |
| Bribery                          | 0             | 0             |              | 0.0                  | 0             | 0                 |
| Stolen Property Offenses         | 2             | 5             | 150.0%       | 0.7                  | 1             | 0                 |
| Animal Cruelty                   | 0             | 0             |              | 0.0                  | 0             | 0                 |
| Drug/Narcotic Violations         | 7             | 23            | 228.6%       | 3.2                  | 10            | 0                 |
| Drug Equipment Violations        | 1             | 1             | 0.0%         | 0.1                  | 0             | 0                 |
| Gambling Offenses                | 0             | 0             |              | 0.0                  | 0             | 0                 |
| Pornography                      | 0             | 0             |              | 0.0                  | 0             | 0                 |
| Prostitution Offenses            | 0             | 0             |              | 0.0                  | 0             | 0                 |
| Weapon Law Violations            | 2             | 2             | 0.0%         | 0.3                  | 0             | 0                 |
| <b>Grand Total</b>               | <b>198</b>    | <b>253</b>    | <b>27.8%</b> | <b>35.0</b>          | <b>47</b>     | <b>58</b>         |

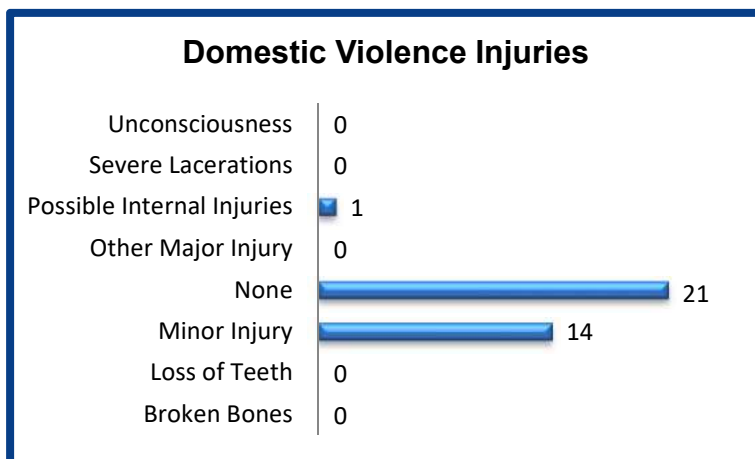
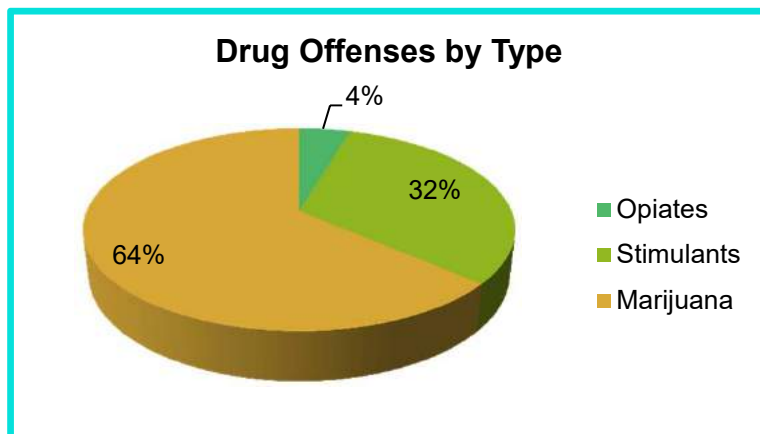
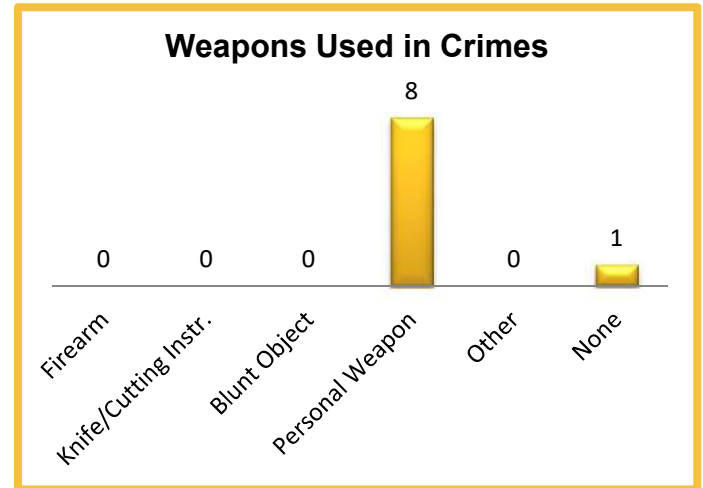
## 2017 Washington NIBRS Submission Agencies

Ridgefield PD

Continued

### 2017 Group B Arrests

| Offense               | Adult     | Juvenile |
|-----------------------|-----------|----------|
| Bad Checks            | 0         | 0        |
| Curfew/Vagrancy       | 0         | 0        |
| Disorderly Conduct    | 1         | 0        |
| Drunkenness           | 0         | 0        |
| DUI                   | 17        | 0        |
| Family Offenses       | 2         | 0        |
| Liquor Law Violations | 3         | 0        |
| Peeping Tom           | 0         | 0        |
| Trespass              | 0         | 0        |
| All Other Offenses    | 44        | 1        |
| <b>Total</b>          | <b>67</b> | <b>1</b> |



### 2017 Property Values by Type

| Type                 | Value            |
|----------------------|------------------|
| Seized               | \$41             |
| Burned               | \$100            |
| Counterfeited/Forged | \$0              |
| Destroyed/Damaged    | \$25,795         |
| Recovered            | \$109,046        |
| Stolen               | \$186,905        |
| <b>Total</b>         | <b>\$321,887</b> |

## 2017 Washington NIBRS Submission Agencies

**Vancouver PD**

Clark County

Population: 181,928  
Months Reported: 12

### Offense Overview

Offense Total 11,866  
# of Cleared Offense 2,147  
Percent Cleared 18.1%

### Group A Arrest Overview

Arrest Total 1,924  
Adult Arrest Total 1,715  
Juvenile Arrest Total 209

| Group A Offenses                 | Reported 2016 | Reported 2017 | % of Change | Crime Rate per 1,000 | Total Arrests | DV Offense Totals |
|----------------------------------|---------------|---------------|-------------|----------------------|---------------|-------------------|
| Murder                           | 0             | 9             |             | 0.0                  | 5             | 2                 |
| Manslaughter                     | 0             | 0             |             | 0.0                  | 0             | 0                 |
| Rape                             | 105           | 139           | 32.4%       | 0.8                  | 7             | 16                |
| Sodomy                           | 10            | 9             | -10.0%      | 0.0                  | 0             | 3                 |
| Sexual Assault w/Object          | 0             | 1             |             | 0.0                  | 0             | 1                 |
| Fondling                         | 63            | 63            | 0.0%        | 0.3                  | 1             | 8                 |
| Aggravated Assault               | 403           | 364           | -9.7%       | 2.0                  | 177           | 162               |
| Simple Assault                   | 1,251         | 1,331         | 6.4%        | 7.3                  | 446           | 879               |
| Intimidation                     | 417           | 416           | -0.2%       | 2.3                  | 75            | 157               |
| Kidnapping                       | 73            | 57            | -21.9%      | 0.3                  | 11            | 38                |
| Incest                           | 0             | 1             |             | 0.0                  | 0             | 1                 |
| Statutory Rape                   | 0             | 0             |             | 0.0                  | 0             | 0                 |
| Human Trafficking Offenses       | 0             | 0             |             | 0.0                  | 0             | 0                 |
| Violation of No Contact/Protect. | 356           | 328           | -7.9%       | 1.8                  | 112           | 257               |
| Robbery                          | 145           | 118           | -18.6%      | 0.6                  | 54            | 1                 |
| Burglary                         | 872           | 759           | -13.0%      | 4.2                  | 125           | 45                |
| Larceny-Theft Offenses           | 4,008         | 3,975         | -0.8%       | 21.8                 | 317           | 48                |
| Motor Vehicle Theft              | 1,041         | 1,082         | 3.9%        | 5.9                  | 57            | 11                |
| Arson                            | 50            | 52            | 4.0%        | 0.3                  | 6             | 2                 |
| Destruction of Property          | 1,685         | 1,830         | 8.6%        | 10.1                 | 104           | 0                 |
| Counterfeiting/Forgery           | 227           | 215           | -5.3%       | 1.2                  | 24            | 0                 |
| Fraud Offenses                   | 479           | 549           | 14.6%       | 3.0                  | 14            | 0                 |
| Embezzlement                     | 0             | 1             |             | 0.0                  | 0             | 0                 |
| Extortion/Blackmail              | 0             | 0             |             | 0.0                  | 0             | 0                 |
| Bribery                          | 0             | 0             |             | 0.0                  | 0             | 0                 |
| Stolen Property Offenses         | 70            | 55            | -21.4%      | 0.3                  | 51            | 0                 |
| Animal Cruelty                   | 0             | 0             |             | 0.0                  | 0             | 0                 |
| Drug/Narcotic Violations         | 488           | 418           | -14.3%      | 2.3                  | 296           | 0                 |
| Drug Equipment Violations        | 18            | 1             | -94.4%      | 0.0                  | 1             | 0                 |
| Gambling Offenses                | 0             | 0             |             | 0.0                  | 0             | 0                 |
| Pornography                      | 0             | 0             |             | 0.0                  | 0             | 0                 |
| Prostitution Offenses            | 3             | 0             | -100.0%     | 0.0                  | 0             | 0                 |
| Weapon Law Violations            | 88            | 93            | 5.7%        | 0.5                  | 41            | 0                 |
| <b>Grand Total</b>               | <b>11,852</b> | <b>11,866</b> | <b>0.1%</b> | <b>65.2</b>          | <b>1,924</b>  | <b>1,631</b>      |

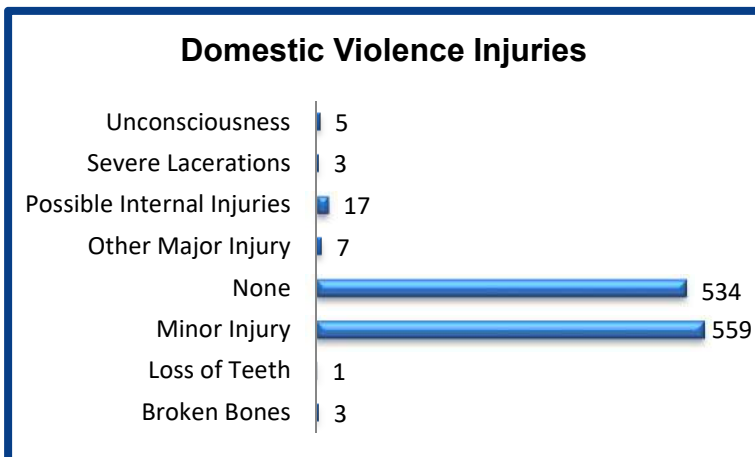
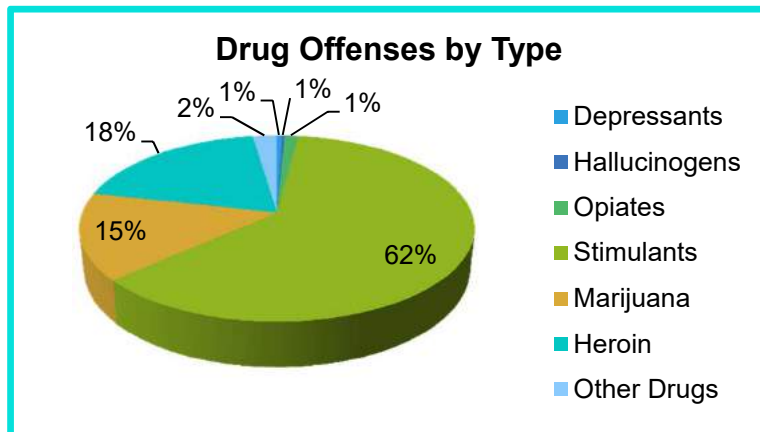
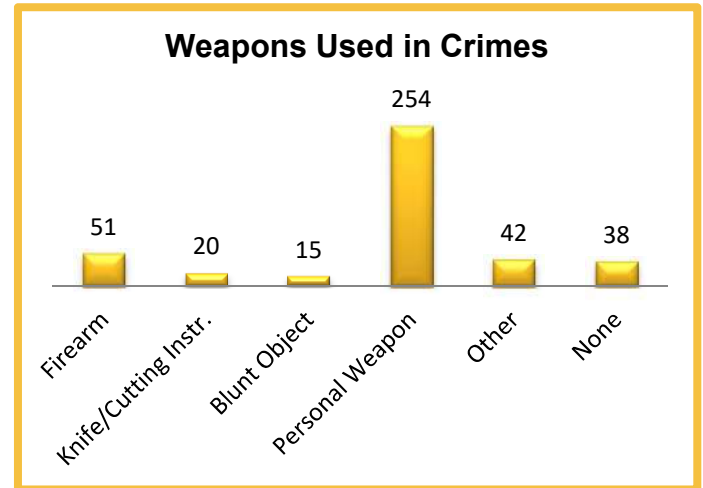
## 2017 Washington NIBRS Submission Agencies

Vancouver PD

Continued

### 2017 Group B Arrests

| Offense               | Adult        | Juvenile  |
|-----------------------|--------------|-----------|
| Bad Checks            | 0            | 0         |
| Curfew/Vagrancy       | 0            | 0         |
| Disorderly Conduct    | 8            | 0         |
| Drunkenness           | 0            | 0         |
| DUI                   | 361          | 3         |
| Family Offenses       | 6            | 2         |
| Liquor Law Violations | 17           | 22        |
| Peeping Tom           | 2            | 0         |
| Trespass              | 115          | 2         |
| All Other Offenses    | 1,420        | 50        |
| <b>Total</b>          | <b>1,929</b> | <b>79</b> |



### 2017 Property Values by Type

| Type                 | Value               |
|----------------------|---------------------|
| Seized               | \$60,530            |
| Burned               | \$220,730           |
| Counterfeited/Forged | \$299,057           |
| Destroyed/Damaged    | \$681,211           |
| Recovered            | \$3,531,286         |
| Stolen               | \$12,421,278        |
| <b>Total</b>         | <b>\$17,214,092</b> |

## 2017 Washington NIBRS Submission Agencies

**Washougal PD**

Clark County

Population: 15,789  
Months Reported: 12

**Offense Overview**

Offense Total 627  
# of Cleared Offense 192  
Percent Cleared 30.6%

**Group A Arrest Overview**

Arrest Total 145  
Adult Arrest Total 123  
Juvenile Arrest Total 22

| Group A Offenses                 | Reported 2016 | Reported 2017 | % of Change | Crime Rate per 1,000 | Total Arrests | DV Offense Totals |
|----------------------------------|---------------|---------------|-------------|----------------------|---------------|-------------------|
| Murder                           | 0             | 0             |             | 0.0                  | 0             | 0                 |
| Manslaughter                     | 0             | 0             |             | 0.0                  | 0             | 0                 |
| Rape                             | 4             | 6             | 50.0%       | 0.4                  | 0             | 5                 |
| Sodomy                           | 0             | 2             |             | 0.1                  | 0             | 0                 |
| Sexual Assault w/Object          | 2             | 7             | 250.0%      | 0.4                  | 0             | 2                 |
| Fondling                         | 1             | 2             | 100.0%      | 0.1                  | 0             | 2                 |
| Aggravated Assault               | 27            | 10            | -63.0%      | 0.6                  | 4             | 3                 |
| Simple Assault                   | 114           | 99            | -13.2%      | 6.3                  | 52            | 79                |
| Intimidation                     | 39            | 30            | -23.1%      | 1.9                  | 0             | 13                |
| Kidnapping                       | 4             | 0             | -100.0%     | 0.0                  | 0             | 0                 |
| Incest                           | 0             | 0             |             | 0.0                  | 0             | 0                 |
| Statutory Rape                   | 0             | 0             |             | 0.0                  | 0             | 0                 |
| Human Trafficking Offenses       | 0             | 0             |             | 0.0                  | 0             | 0                 |
| Violation of No Contact/Protect. | 26            | 36            | 38.5%       | 2.3                  | 20            | 26                |
| Robbery                          | 1             | 1             | 0.0%        | 0.1                  | 0             | 0                 |
| Burglary                         | 36            | 27            | -25.0%      | 1.7                  | 0             | 1                 |
| Larceny-Theft Offenses           | 179           | 168           | -6.1%       | 10.6                 | 18            | 4                 |
| Motor Vehicle Theft              | 15            | 19            | 26.7%       | 1.2                  | 0             | 1                 |
| Arson                            | 1             | 1             | 0.0%        | 0.1                  | 0             | 1                 |
| Destruction of Property          | 84            | 111           | 32.1%       | 7.0                  | 10            | 0                 |
| Counterfeiting/Forgery           | 1             | 3             | 200.0%      | 0.2                  | 0             | 0                 |
| Fraud Offenses                   | 25            | 21            | -16.0%      | 1.3                  | 0             | 0                 |
| Embezzlement                     | 0             | 0             |             | 0.0                  | 0             | 0                 |
| Extortion/Blackmail              | 0             | 0             |             | 0.0                  | 0             | 0                 |
| Bribery                          | 0             | 0             |             | 0.0                  | 0             | 0                 |
| Stolen Property Offenses         | 3             | 4             | 33.3%       | 0.3                  | 0             | 0                 |
| Animal Cruelty                   | 0             | 2             |             | 0.1                  | 0             | 0                 |
| Drug/Narcotic Violations         | 43            | 45            | 4.7%        | 2.9                  | 36            | 0                 |
| Drug Equipment Violations        | 2             | 20            | 900.0%      | 1.3                  | 3             | 0                 |
| Gambling Offenses                | 0             | 0             |             | 0.0                  | 0             | 0                 |
| Pornography                      | 0             | 0             |             | 0.0                  | 0             | 0                 |
| Prostitution Offenses            | 0             | 1             |             | 0.1                  | 0             | 0                 |
| Weapon Law Violations            | 10            | 12            | 20.0%       | 0.8                  | 2             | 0                 |
| <b>Grand Total</b>               | <b>617</b>    | <b>627</b>    | <b>1.6%</b> | <b>39.7</b>          | <b>145</b>    | <b>137</b>        |

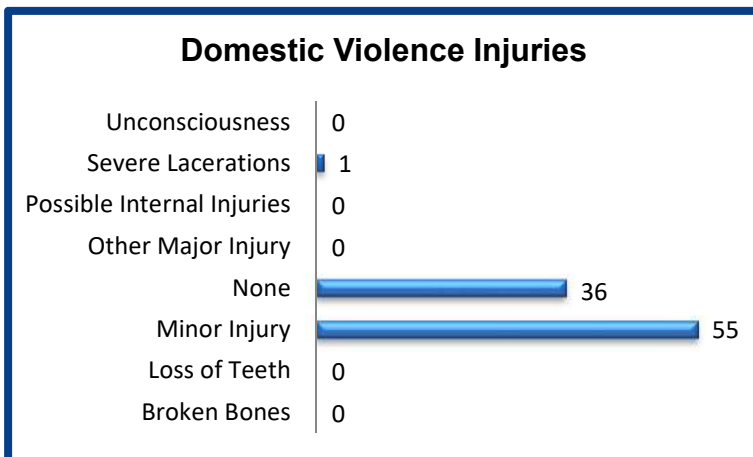
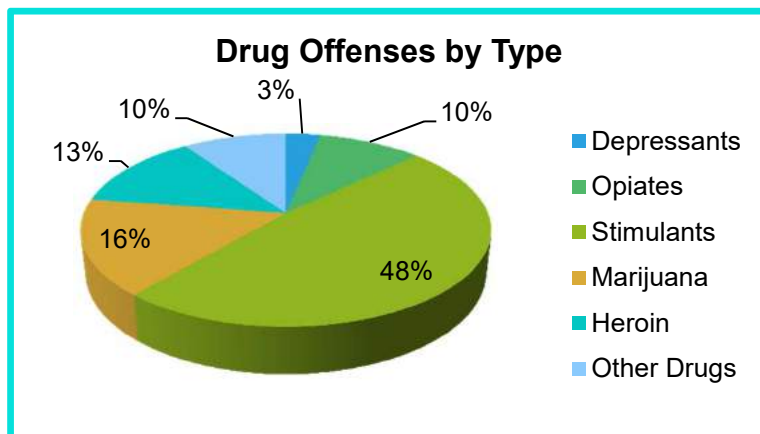
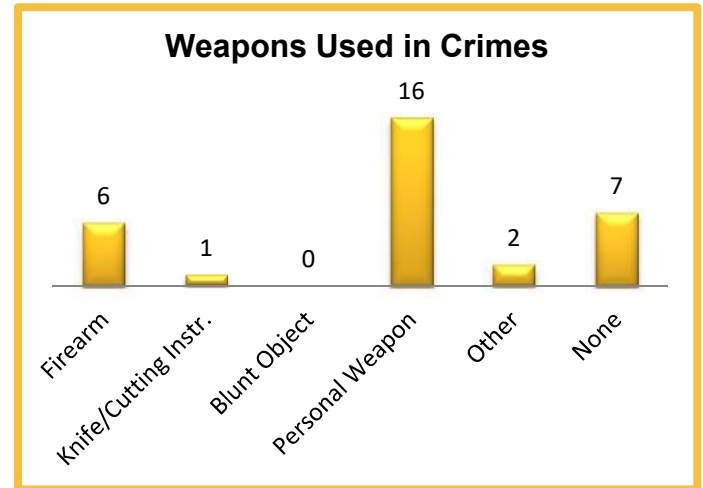
## 2017 Washington NIBRS Submission Agencies

Washougal PD

Continued

### 2017 Group B Arrests

| Offense               | Adult      | Juvenile  |
|-----------------------|------------|-----------|
| Bad Checks            | 0          | 0         |
| Curfew/Vagrancy       | 2          | 0         |
| Disorderly Conduct    | 3          | 0         |
| Drunkenness           | 1          | 1         |
| DUI                   | 30         | 1         |
| Family Offenses       | 1          | 0         |
| Liquor Law Violations | 1          | 1         |
| Peeping Tom           | 0          | 0         |
| Trespass              | 5          | 0         |
| All Other Offenses    | 296        | 22        |
| <b>Total</b>          | <b>339</b> | <b>25</b> |



### 2017 Property Values by Type

| Type                 | Value            |
|----------------------|------------------|
| Seized               | \$32             |
| Burned               | \$20,000         |
| Counterfeited/Forged | \$6              |
| Destroyed/Damaged    | \$44,345         |
| Recovered            | \$39,566         |
| Stolen               | \$323,358        |
| <b>Total</b>         | <b>\$427,307</b> |

## 2017 Washington NIBRS Submission Agencies

**WSU PD-Vancouver**

Clark County

Population: 0  
Months Reported: 12

**Offense Overview**

Offense Total 4  
# of Cleared Offense 0  
Percent Cleared 0.0%

**Group A Arrest Overview**

Arrest Total 0  
Adult Arrest Total 0  
Juvenile Arrest Total 0

| Group A Offenses                 | Reported 2016 | Reported 2017 | % of Change   | Crime Rate per 1,000 | Total Arrests | DV Offense Totals |
|----------------------------------|---------------|---------------|---------------|----------------------|---------------|-------------------|
| Murder                           | 0             | 0             |               | 0.0                  | 0             | 0                 |
| Manslaughter                     | 0             | 0             |               | 0.0                  | 0             | 0                 |
| Rape                             | 0             | 1             |               | 0.0                  | 0             | 1                 |
| Sodomy                           | 0             | 0             |               | 0.0                  | 0             | 0                 |
| Sexual Assault w/Object          | 0             | 0             |               | 0.0                  | 0             | 0                 |
| Fondling                         | 0             | 0             |               | 0.0                  | 0             | 0                 |
| Aggravated Assault               | 0             | 0             |               | 0.0                  | 0             | 0                 |
| Simple Assault                   | 0             | 0             |               | 0.0                  | 0             | 0                 |
| Intimidation                     | 2             | 0             | -100.0%       | 0.0                  | 0             | 0                 |
| Kidnapping                       | 0             | 0             |               | 0.0                  | 0             | 0                 |
| Incest                           | 0             | 0             |               | 0.0                  | 0             | 0                 |
| Statutory Rape                   | 0             | 0             |               | 0.0                  | 0             | 0                 |
| Human Trafficking Offenses       | 0             | 0             |               | 0.0                  | 0             | 0                 |
| Violation of No Contact/Protect. | 0             | 0             |               | 0.0                  | 0             | 0                 |
| Robbery                          | 0             | 0             |               | 0.0                  | 0             | 0                 |
| Burglary                         | 1             | 0             | -100.0%       | 0.0                  | 0             | 0                 |
| Larceny-Theft Offenses           | 3             | 2             | -33.3%        | 0.0                  | 0             | 0                 |
| Motor Vehicle Theft              | 0             | 1             |               | 0.0                  | 0             | 0                 |
| Arson                            | 0             | 0             |               | 0.0                  | 0             | 0                 |
| Destruction of Property          | 0             | 0             |               | 0.0                  | 0             | 0                 |
| Counterfeiting/Forgery           | 0             | 0             |               | 0.0                  | 0             | 0                 |
| Fraud Offenses                   | 0             | 0             |               | 0.0                  | 0             | 0                 |
| Embezzlement                     | 0             | 0             |               | 0.0                  | 0             | 0                 |
| Extortion/Blackmail              | 0             | 0             |               | 0.0                  | 0             | 0                 |
| Bribery                          | 0             | 0             |               | 0.0                  | 0             | 0                 |
| Stolen Property Offenses         | 0             | 0             |               | 0.0                  | 0             | 0                 |
| Animal Cruelty                   | 0             | 0             |               | 0.0                  | 0             | 0                 |
| Drug/Narcotic Violations         | 0             | 0             |               | 0.0                  | 0             | 0                 |
| Drug Equipment Violations        | 0             | 0             |               | 0.0                  | 0             | 0                 |
| Gambling Offenses                | 0             | 0             |               | 0.0                  | 0             | 0                 |
| Pornography                      | 0             | 0             |               | 0.0                  | 0             | 0                 |
| Prostitution Offenses            | 0             | 0             |               | 0.0                  | 0             | 0                 |
| Weapon Law Violations            | 0             | 0             |               | 0.0                  | 0             | 0                 |
| <b>Grand Total</b>               | <b>6</b>      | <b>4</b>      | <b>-33.3%</b> | <b>0.0</b>           | <b>0</b>      | <b>1</b>          |

## 2017 Washington NIBRS Submission Agencies

WSU PD-Vancouver

Continued

### 2017 Group B Arrests

| Offense               | Adult    | Juvenile |
|-----------------------|----------|----------|
| Bad Checks            | 0        | 0        |
| Curfew/Vagrancy       | 0        | 0        |
| Disorderly Conduct    | 0        | 0        |
| Drunkenness           | 0        | 0        |
| DUI                   | 0        | 0        |
| Family Offenses       | 0        | 0        |
| Liquor Law Violations | 0        | 0        |
| Peeping Tom           | 0        | 0        |
| Trespass              | 0        | 0        |
| All Other Offenses    | 0        | 0        |
| <b>Total</b>          | <b>0</b> | <b>0</b> |

### Weapons Used in Crimes

**No Weapons  
Reported**

### Drug Offenses by Type

**No Drug Offenses by Type  
Reported**

### Relationship of Victim to Offender

|                |   |
|----------------|---|
| Other          | 0 |
| Not Known      | 0 |
| Outside Family | 1 |
| Within Family  | 0 |

### Domestic Violence Injuries

|                            |   |
|----------------------------|---|
| Unconsciousness            | 0 |
| Severe Lacerations         | 0 |
| Possible Internal Injuries | 0 |
| Other Major Injury         | 0 |
| None                       | 1 |
| Minor Injury               | 0 |
| Loss of Teeth              | 0 |
| Broken Bones               | 0 |

### 2017 Property Values by Type

| Type                 | Value          |
|----------------------|----------------|
| Seized               | \$0            |
| Burned               | \$0            |
| Counterfeited/Forged | \$0            |
| Destroyed/Damaged    | \$0            |
| Recovered            | \$0            |
| Stolen               | \$2,850        |
| <b>Total</b>         | <b>\$2,850</b> |

## 2017 Washington NIBRS Submission Agencies

**Columbia SO**

Columbia County

Population: 4,100  
Months Reported: 12

**Offense Overview**

Offense Total 179  
# of Cleared Offense 36  
Percent Cleared 20.1%

**Group A Arrest Overview**

Arrest Total 32  
Adult Arrest Total 30  
Juvenile Arrest Total 2

| Group A Offenses                 | Reported 2016 | Reported 2017 | % of Change   | Crime Rate per 1,000 | Total Arrests | DV Offense Totals |
|----------------------------------|---------------|---------------|---------------|----------------------|---------------|-------------------|
| Murder                           | 0             | 0             |               | 0.0                  | 0             | 0                 |
| Manslaughter                     | 0             | 0             |               | 0.0                  | 0             | 0                 |
| Rape                             | 0             | 2             |               | 0.5                  | 0             | 0                 |
| Sodomy                           | 0             | 0             |               | 0.0                  | 0             | 0                 |
| Sexual Assault w/Object          | 0             | 1             |               | 0.2                  | 0             | 0                 |
| Fondling                         | 5             | 0             | -100.0%       | 0.0                  | 0             | 0                 |
| Aggravated Assault               | 3             | 14            | 366.7%        | 3.4                  | 3             | 10                |
| Simple Assault                   | 9             | 32            | 255.6%        | 7.8                  | 9             | 23                |
| Intimidation                     | 4             | 23            | 475.0%        | 5.6                  | 7             | 14                |
| Kidnapping                       | 0             | 0             |               | 0.0                  | 3             | 0                 |
| Incest                           | 0             | 0             |               | 0.0                  | 0             | 0                 |
| Statutory Rape                   | 0             | 0             |               | 0.0                  | 0             | 0                 |
| Human Trafficking Offenses       | 0             | 0             |               | 0.0                  | 0             | 0                 |
| Violation of No Contact/Protect. | 4             | 8             | 100.0%        | 2.0                  | 3             | 4                 |
| Robbery                          | 0             | 1             |               | 0.2                  | 0             | 0                 |
| Burglary                         | 20            | 21            | 5.0%          | 5.1                  | 2             | 1                 |
| Larceny-Theft Offenses           | 111           | 39            | -64.9%        | 9.5                  | 1             | 1                 |
| Motor Vehicle Theft              | 3             | 6             | 100.0%        | 1.5                  | 0             | 0                 |
| Arson                            | 1             | 1             | 0.0%          | 0.2                  | 0             | 0                 |
| Destruction of Property          | 46            | 21            | -54.3%        | 5.1                  | 2             | 0                 |
| Counterfeiting/Forgery           | 0             | 1             |               | 0.2                  | 0             | 0                 |
| Fraud Offenses                   | 0             | 2             |               | 0.5                  | 0             | 0                 |
| Embezzlement                     | 0             | 0             |               | 0.0                  | 0             | 0                 |
| Extortion/Blackmail              | 0             | 0             |               | 0.0                  | 0             | 0                 |
| Bribery                          | 0             | 0             |               | 0.0                  | 0             | 0                 |
| Stolen Property Offenses         | 2             | 4             | 100.0%        | 1.0                  | 1             | 0                 |
| Animal Cruelty                   | 0             | 0             |               | 0.0                  | 0             | 0                 |
| Drug/Narcotic Violations         | 2             | 0             | -100.0%       | 0.0                  | 0             | 0                 |
| Drug Equipment Violations        | 1             | 0             | -100.0%       | 0.0                  | 0             | 0                 |
| Gambling Offenses                | 0             | 0             |               | 0.0                  | 0             | 0                 |
| Pornography                      | 0             | 0             |               | 0.0                  | 0             | 0                 |
| Prostitution Offenses            | 0             | 0             |               | 0.0                  | 0             | 0                 |
| Weapon Law Violations            | 0             | 3             |               | 0.7                  | 1             | 0                 |
| <b>Grand Total</b>               | <b>211</b>    | <b>179</b>    | <b>-15.2%</b> | <b>43.7</b>          | <b>32</b>     | <b>53</b>         |

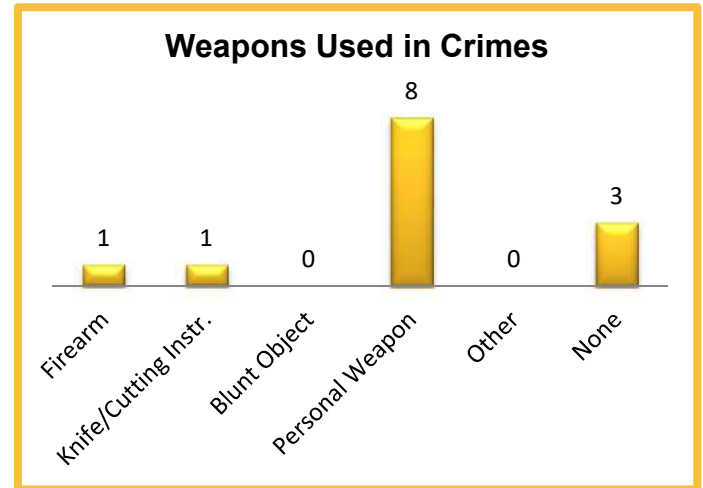
## 2017 Washington NIBRS Submission Agencies

Columbia SO

Continued

### 2017 Group B Arrests

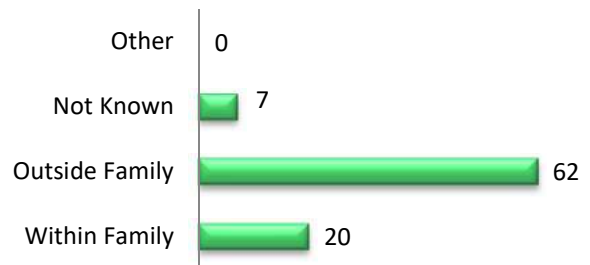
| Offense               | Adult    | Juvenile |
|-----------------------|----------|----------|
| Bad Checks            | 0        | 0        |
| Curfew/Vagrancy       | 0        | 0        |
| Disorderly Conduct    | 0        | 0        |
| Drunkenness           | 0        | 0        |
| DUI                   | 3        | 0        |
| Family Offenses       | 0        | 0        |
| Liquor Law Violations | 0        | 0        |
| Peeping Tom           | 0        | 0        |
| Trespass              | 0        | 0        |
| All Other Offenses    | 3        | 0        |
| <b>Total</b>          | <b>6</b> | <b>0</b> |



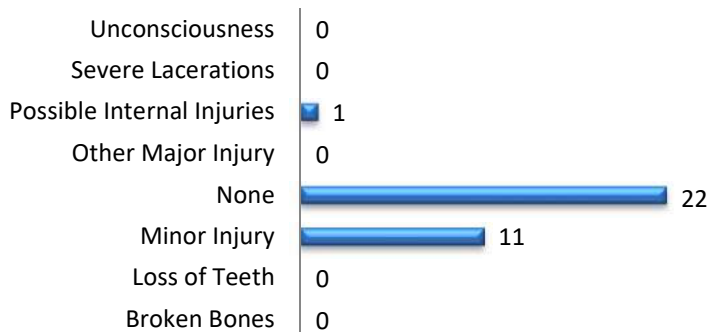
### Drug Offenses by Type

**No Drug Offenses by Type Reported**

### Relationship of Victim to Offender



### Domestic Violence Injuries



### 2017 Property Values by Type

| Type                 | Value           |
|----------------------|-----------------|
| Seized               | \$0             |
| Burned               | \$20            |
| Counterfeited/Forged | \$100           |
| Destroyed/Damaged    | \$1,627         |
| Recovered            | \$8,161         |
| Stolen               | \$44,641        |
| <b>Total</b>         | <b>\$54,549</b> |

## 2017 Washington NIBRS Submission Agencies

**Cowlitz SO**

Cowlitz County

Population: 45,640  
Months Reported: 12

**Offense Overview**

Offense Total 1,287  
# of Cleared Offense 664  
Percent Cleared 51.6%

**Group A Arrest Overview**

Arrest Total 567  
Adult Arrest Total 492  
Juvenile Arrest Total 75

| Group A Offenses                 | Reported 2016 | Reported 2017 | % of Change | Crime Rate per 1,000 | Total Arrests | DV Offense Totals |
|----------------------------------|---------------|---------------|-------------|----------------------|---------------|-------------------|
| Murder                           | 1             | 0             | -100.0%     | 0.0                  | 0             | 0                 |
| Manslaughter                     | 0             | 1             |             | 0.0                  | 1             | 0                 |
| Rape                             | 15            | 29            | 93.3%       | 0.6                  | 13            | 8                 |
| Sodomy                           | 0             | 7             |             | 0.2                  | 0             | 0                 |
| Sexual Assault w/Object          | 0             | 1             |             | 0.0                  | 0             | 0                 |
| Fondling                         | 8             | 14            | 75.0%       | 0.3                  | 10            | 4                 |
| Aggravated Assault               | 32            | 51            | 59.4%       | 1.1                  | 35            | 22                |
| Simple Assault                   | 179           | 215           | 20.1%       | 4.7                  | 157           | 144               |
| Intimidation                     | 39            | 53            | 35.9%       | 1.2                  | 24            | 13                |
| Kidnapping                       | 5             | 5             | 0.0%        | 0.1                  | 4             | 1                 |
| Incest                           | 0             | 0             |             | 0.0                  | 0             | 0                 |
| Statutory Rape                   | 0             | 0             |             | 0.0                  | 0             | 0                 |
| Human Trafficking Offenses       | 0             | 0             |             | 0.0                  | 0             | 0                 |
| Violation of No Contact/Protect. | 55            | 52            | -5.5%       | 1.1                  | 34            | 28                |
| Robbery                          | 4             | 4             | 0.0%        | 0.1                  | 5             | 1                 |
| Burglary                         | 154           | 168           | 9.1%        | 3.7                  | 32            | 3                 |
| Larceny-Theft Offenses           | 220           | 189           | -14.1%      | 4.1                  | 38            | 5                 |
| Motor Vehicle Theft              | 69            | 57            | -17.4%      | 1.2                  | 9             | 1                 |
| Arson                            | 6             | 8             | 33.3%       | 0.2                  | 1             | 1                 |
| Destruction of Property          | 108           | 128           | 18.5%       | 2.8                  | 32            | 0                 |
| Counterfeiting/Forgery           | 12            | 22            | 83.3%       | 0.5                  | 6             | 0                 |
| Fraud Offenses                   | 68            | 80            | 17.6%       | 1.8                  | 14            | 0                 |
| Embezzlement                     | 0             | 0             |             | 0.0                  | 0             | 0                 |
| Extortion/Blackmail              | 0             | 1             |             | 0.0                  | 1             | 0                 |
| Bribery                          | 0             | 0             |             | 0.0                  | 0             | 0                 |
| Stolen Property Offenses         | 43            | 35            | -18.6%      | 0.8                  | 27            | 0                 |
| Animal Cruelty                   | 0             | 0             |             | 0.0                  | 0             | 0                 |
| Drug/Narcotic Violations         | 119           | 119           | 0.0%        | 2.6                  | 106           | 0                 |
| Drug Equipment Violations        | 17            | 14            | -17.6%      | 0.3                  | 4             | 0                 |
| Gambling Offenses                | 0             | 0             |             | 0.0                  | 0             | 0                 |
| Pornography                      | 3             | 5             | 66.7%       | 0.1                  | 2             | 0                 |
| Prostitution Offenses            | 0             | 0             |             | 0.0                  | 0             | 0                 |
| Weapon Law Violations            | 37            | 29            | -21.6%      | 0.6                  | 12            | 0                 |
| <b>Grand Total</b>               | <b>1,194</b>  | <b>1,287</b>  | <b>7.8%</b> | <b>28.2</b>          | <b>567</b>    | <b>231</b>        |

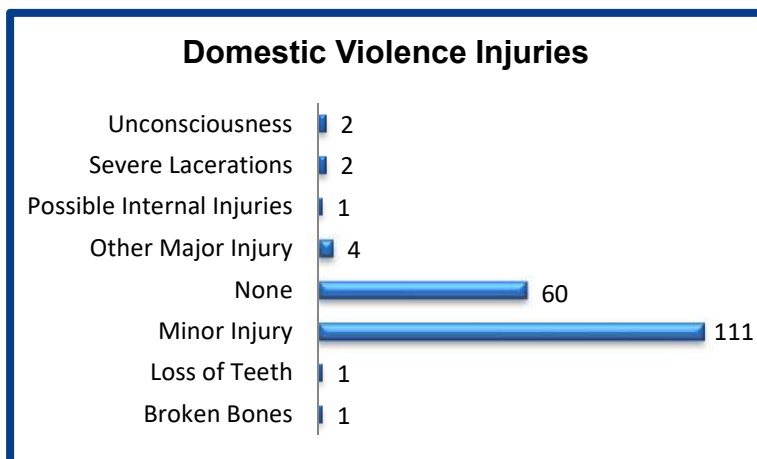
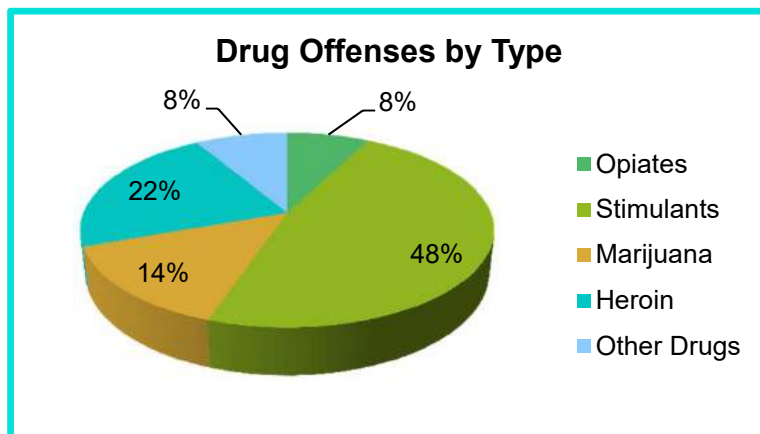
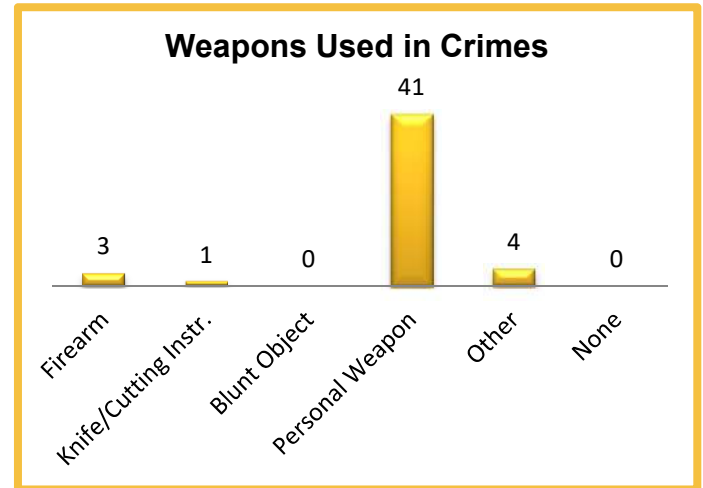
## 2017 Washington NIBRS Submission Agencies

Cowlitz SO

Continued

### 2017 Group B Arrests

| Offense               | Adult      | Juvenile  |
|-----------------------|------------|-----------|
| Bad Checks            | 0          | 0         |
| Curfew/Vagrancy       | 0          | 0         |
| Disorderly Conduct    | 1          | 0         |
| Drunkenness           | 0          | 0         |
| DUI                   | 74         | 0         |
| Family Offenses       | 1          | 0         |
| Liquor Law Violations | 3          | 3         |
| Peeping Tom           | 0          | 0         |
| Trespass              | 39         | 2         |
| All Other Offenses    | 305        | 12        |
| <b>Total</b>          | <b>423</b> | <b>17</b> |



### 2017 Property Values by Type

| Type                 | Value              |
|----------------------|--------------------|
| Seized               | \$42               |
| Burned               | \$234,430          |
| Counterfeited/Forged | \$9,249            |
| Destroyed/Damaged    | \$77,199           |
| Recovered            | \$394,777          |
| Stolen               | \$1,599,259        |
| <b>Total</b>         | <b>\$2,314,956</b> |

## 2017 Washington NIBRS Submission Agencies

**Castle Rock PD**

Cowlitz County

Population: 2,200  
Months Reported: 12

**Offense Overview**

Offense Total 107  
# of Cleared Offense 53  
Percent Cleared 49.5%

**Group A Arrest Overview**

Arrest Total 54  
Adult Arrest Total 46  
Juvenile Arrest Total 8

| Group A Offenses                 | Reported 2016 | Reported 2017 | % of Change   | Crime Rate per 1,000 | Total Arrests | DV Offense Totals |
|----------------------------------|---------------|---------------|---------------|----------------------|---------------|-------------------|
| Murder                           | 0             | 0             |               | 0.0                  | 0             | 0                 |
| Manslaughter                     | 0             | 0             |               | 0.0                  | 0             | 0                 |
| Rape                             | 0             | 0             |               | 0.0                  | 0             | 0                 |
| Sodomy                           | 0             | 0             |               | 0.0                  | 0             | 0                 |
| Sexual Assault w/Object          | 0             | 0             |               | 0.0                  | 0             | 0                 |
| Fondling                         | 0             | 0             |               | 0.0                  | 0             | 0                 |
| Aggravated Assault               | 5             | 1             | -80.0%        | 0.5                  | 0             | 0                 |
| Simple Assault                   | 25            | 21            | -16.0%        | 9.5                  | 20            | 18                |
| Intimidation                     | 4             | 3             | -25.0%        | 1.4                  | 0             | 2                 |
| Kidnapping                       | 1             | 0             | -100.0%       | 0.0                  | 0             | 0                 |
| Incest                           | 0             | 0             |               | 0.0                  | 0             | 0                 |
| Statutory Rape                   | 0             | 0             |               | 0.0                  | 0             | 0                 |
| Human Trafficking Offenses       | 0             | 0             |               | 0.0                  | 0             | 0                 |
| Violation of No Contact/Protect. | 7             | 4             | -42.9%        | 1.8                  | 4             | 4                 |
| Robbery                          | 0             | 1             |               | 0.5                  | 1             | 0                 |
| Burglary                         | 6             | 5             | -16.7%        | 2.3                  | 2             | 2                 |
| Larceny-Theft Offenses           | 56            | 34            | -39.3%        | 15.5                 | 7             | 2                 |
| Motor Vehicle Theft              | 6             | 2             | -66.7%        | 0.9                  | 0             | 0                 |
| Arson                            | 0             | 0             |               | 0.0                  | 0             | 0                 |
| Destruction of Property          | 16            | 20            | 25.0%         | 9.1                  | 2             | 0                 |
| Counterfeiting/Forgery           | 2             | 0             | -100.0%       | 0.0                  | 0             | 0                 |
| Fraud Offenses                   | 1             | 0             | -100.0%       | 0.0                  | 0             | 0                 |
| Embezzlement                     | 0             | 0             |               | 0.0                  | 0             | 0                 |
| Extortion/Blackmail              | 0             | 0             |               | 0.0                  | 0             | 0                 |
| Bribery                          | 0             | 0             |               | 0.0                  | 0             | 0                 |
| Stolen Property Offenses         | 3             | 2             | -33.3%        | 0.9                  | 3             | 0                 |
| Animal Cruelty                   | 0             | 0             |               | 0.0                  | 0             | 0                 |
| Drug/Narcotic Violations         | 10            | 14            | 40.0%         | 6.4                  | 15            | 0                 |
| Drug Equipment Violations        | 1             | 0             | -100.0%       | 0.0                  | 0             | 0                 |
| Gambling Offenses                | 0             | 0             |               | 0.0                  | 0             | 0                 |
| Pornography                      | 0             | 0             |               | 0.0                  | 0             | 0                 |
| Prostitution Offenses            | 0             | 0             |               | 0.0                  | 0             | 0                 |
| Weapon Law Violations            | 4             | 0             | -100.0%       | 0.0                  | 0             | 0                 |
| <b>Grand Total</b>               | <b>147</b>    | <b>107</b>    | <b>-27.2%</b> | <b>48.6</b>          | <b>54</b>     | <b>28</b>         |

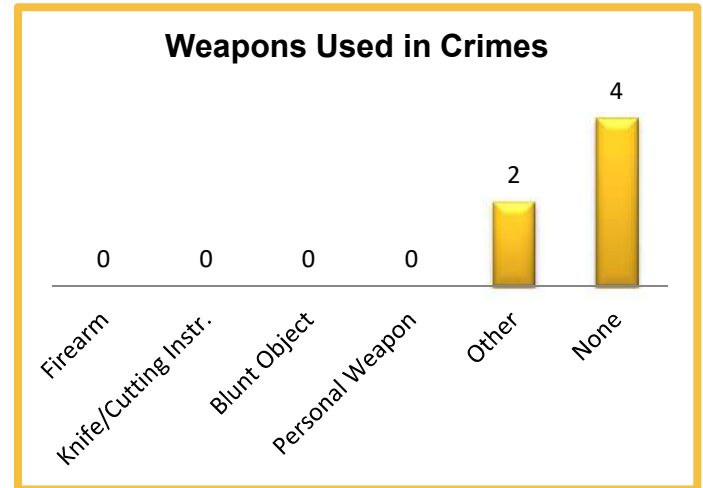
## 2017 Washington NIBRS Submission Agencies

Castle Rock PD

Continued

### 2017 Group B Arrests

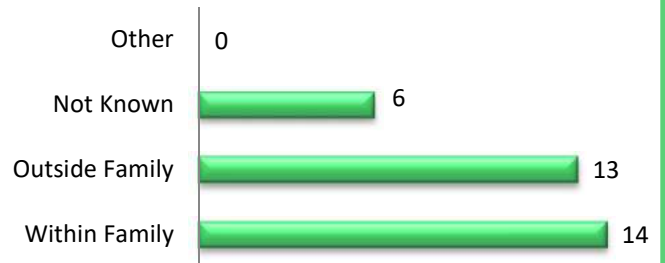
| Offense               | Adult     | Juvenile |
|-----------------------|-----------|----------|
| Bad Checks            | 0         | 0        |
| Curfew/Vagrancy       | 0         | 0        |
| Disorderly Conduct    | 1         | 0        |
| Drunkenness           | 0         | 0        |
| DUI                   | 16        | 0        |
| Family Offenses       | 0         | 0        |
| Liquor Law Violations | 2         | 0        |
| Peeping Tom           | 0         | 0        |
| Trespass              | 0         | 0        |
| All Other Offenses    | 5         | 1        |
| <b>Total</b>          | <b>24</b> | <b>1</b> |



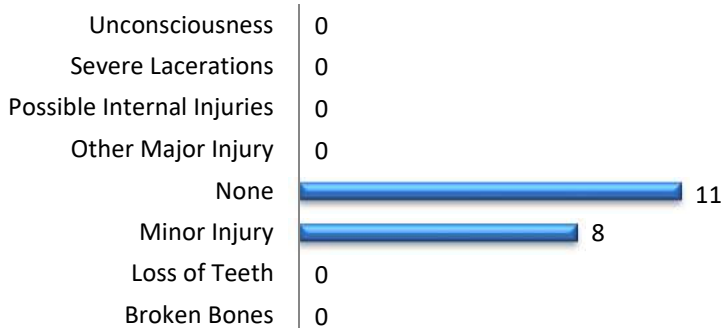
### Drug Offenses by Type

**No Drug Offenses by Type  
Reported**

### Relationship of Victim to Offender



### Domestic Violence Injuries



### 2017 Property Values by Type

| Type                 | Value           |
|----------------------|-----------------|
| Seized               | \$0             |
| Burned               | \$0             |
| Counterfeited/Forged | \$0             |
| Destroyed/Damaged    | \$12,690        |
| Recovered            | \$4,349         |
| Stolen               | \$57,307        |
| <b>Total</b>         | <b>\$74,346</b> |

## 2017 Washington NIBRS Submission Agencies

**Kalama PD**

Cowlitz County

Population: 2,620  
Months Reported: 12

**Offense Overview**

Offense Total 86  
# of Cleared Offense 11  
Percent Cleared 12.8%

**Group A Arrest Overview**

Arrest Total 9  
Adult Arrest Total 9  
Juvenile Arrest Total 0

| Group A Offenses                 | Reported 2016 | Reported 2017 | % of Change   | Crime Rate per 1,000 | Total Arrests | DV Offense Totals |
|----------------------------------|---------------|---------------|---------------|----------------------|---------------|-------------------|
| Murder                           | 0             | 0             |               | 0.0                  | 0             | 0                 |
| Manslaughter                     | 0             | 0             |               | 0.0                  | 0             | 0                 |
| Rape                             | 0             | 1             |               | 0.4                  | 0             | 0                 |
| Sodomy                           | 0             | 0             |               | 0.0                  | 0             | 0                 |
| Sexual Assault w/Object          | 0             | 0             |               | 0.0                  | 0             | 0                 |
| Fondling                         | 5             | 0             | -100.0%       | 0.0                  | 0             | 0                 |
| Aggravated Assault               | 4             | 0             | -100.0%       | 0.0                  | 0             | 0                 |
| Simple Assault                   | 16            | 13            | -18.8%        | 5.0                  | 4             | 10                |
| Intimidation                     | 6             | 2             | -66.7%        | 0.8                  | 0             | 1                 |
| Kidnapping                       | 1             | 0             | -100.0%       | 0.0                  | 0             | 0                 |
| Incest                           | 0             | 0             |               | 0.0                  | 0             | 0                 |
| Statutory Rape                   | 0             | 0             |               | 0.0                  | 0             | 0                 |
| Human Trafficking Offenses       | 0             | 0             |               | 0.0                  | 0             | 0                 |
| Violation of No Contact/Protect. | 10            | 4             | -60.0%        | 1.5                  | 1             | 1                 |
| Robbery                          | 3             | 0             | -100.0%       | 0.0                  | 0             | 0                 |
| Burglary                         | 6             | 6             | 0.0%          | 2.3                  | 0             | 0                 |
| Larceny-Theft Offenses           | 29            | 25            | -13.8%        | 9.5                  | 2             | 0                 |
| Motor Vehicle Theft              | 5             | 5             | 0.0%          | 1.9                  | 0             | 0                 |
| Arson                            | 0             | 0             |               | 0.0                  | 0             | 0                 |
| Destruction of Property          | 14            | 5             | -64.3%        | 1.9                  | 1             | 0                 |
| Counterfeiting/Forgery           | 6             | 6             | 0.0%          | 2.3                  | 0             | 0                 |
| Fraud Offenses                   | 10            | 8             | -20.0%        | 3.1                  | 0             | 0                 |
| Embezzlement                     | 0             | 0             |               | 0.0                  | 0             | 0                 |
| Extortion/Blackmail              | 0             | 0             |               | 0.0                  | 0             | 0                 |
| Bribery                          | 0             | 0             |               | 0.0                  | 0             | 0                 |
| Stolen Property Offenses         | 3             | 3             | 0.0%          | 1.1                  | 0             | 0                 |
| Animal Cruelty                   | 0             | 0             |               | 0.0                  | 0             | 0                 |
| Drug/Narcotic Violations         | 12            | 4             | -66.7%        | 1.5                  | 0             | 0                 |
| Drug Equipment Violations        | 3             | 2             | -33.3%        | 0.8                  | 1             | 0                 |
| Gambling Offenses                | 0             | 0             |               | 0.0                  | 0             | 0                 |
| Pornography                      | 0             | 0             |               | 0.0                  | 0             | 0                 |
| Prostitution Offenses            | 0             | 0             |               | 0.0                  | 0             | 0                 |
| Weapon Law Violations            | 1             | 2             | 100.0%        | 0.8                  | 0             | 0                 |
| <b>Grand Total</b>               | <b>134</b>    | <b>86</b>     | <b>-35.8%</b> | <b>32.8</b>          | <b>9</b>      | <b>12</b>         |

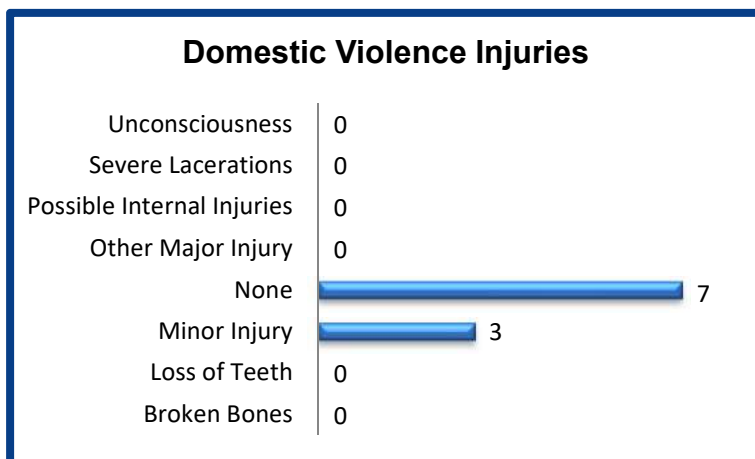
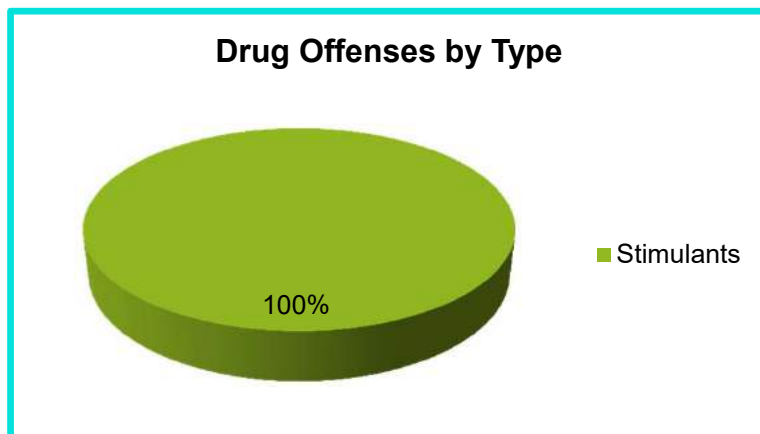
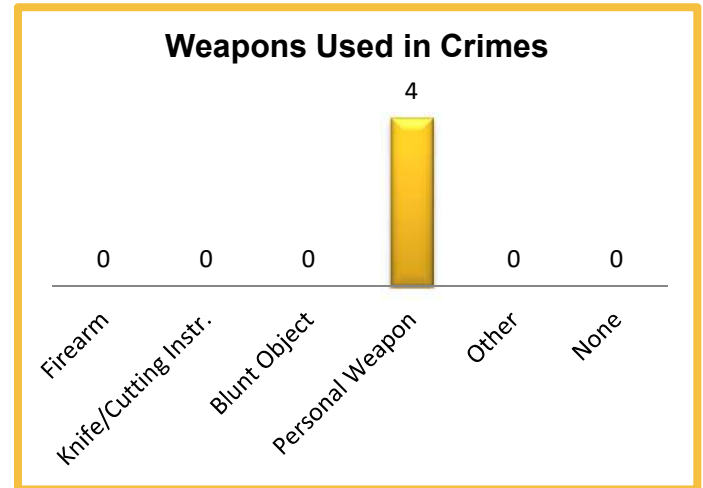
## 2017 Washington NIBRS Submission Agencies

Kalama PD

Continued

### 2017 Group B Arrests

| Offense               | Adult     | Juvenile |
|-----------------------|-----------|----------|
| Bad Checks            | 0         | 0        |
| Curfew/Vagrancy       | 0         | 0        |
| Disorderly Conduct    | 0         | 0        |
| Drunkenness           | 0         | 0        |
| DUI                   | 10        | 0        |
| Family Offenses       | 0         | 0        |
| Liquor Law Violations | 3         | 0        |
| Peeping Tom           | 0         | 0        |
| Trespass              | 3         | 0        |
| All Other Offenses    | 56        | 1        |
| <b>Total</b>          | <b>72</b> | <b>1</b> |



### 2017 Property Values by Type

| Type                 | Value            |
|----------------------|------------------|
| Seized               | \$20             |
| Burned               | \$0              |
| Counterfeited/Forged | \$1,748          |
| Destroyed/Damaged    | \$1,250          |
| Recovered            | \$9,698          |
| Stolen               | \$92,084         |
| <b>Total</b>         | <b>\$104,800</b> |

## 2017 Washington NIBRS Submission Agencies

**Kelso PD**

Cowlitz County

Population: 11,980  
Months Reported: 12

### Offense Overview

Offense Total 1,184  
# of Cleared Offense 562  
Percent Cleared 47.5%

### Group A Arrest Overview

Arrest Total 533  
Adult Arrest Total 448  
Juvenile Arrest Total 85

| Group A Offenses                 | Reported 2016 | Reported 2017 | % of Change   | Crime Rate per 1,000 | Total Arrests | DV Offense Totals |
|----------------------------------|---------------|---------------|---------------|----------------------|---------------|-------------------|
| Murder                           | 0             | 0             |               | 0.0                  | 1             | 0                 |
| Manslaughter                     | 0             | 0             |               | 0.0                  | 0             | 0                 |
| Rape                             | 8             | 6             | -25.0%        | 0.5                  | 1             | 1                 |
| Sodomy                           | 0             | 0             |               | 0.0                  | 0             | 0                 |
| Sexual Assault w/Object          | 0             | 0             |               | 0.0                  | 0             | 0                 |
| Fondling                         | 5             | 5             | 0.0%          | 0.4                  | 1             | 1                 |
| Aggravated Assault               | 35            | 28            | -20.0%        | 2.3                  | 27            | 8                 |
| Simple Assault                   | 209           | 176           | -15.8%        | 14.7                 | 118           | 107               |
| Intimidation                     | 46            | 37            | -19.6%        | 3.1                  | 9             | 10                |
| Kidnapping                       | 1             | 3             | 200.0%        | 0.3                  | 5             | 1                 |
| Incest                           | 0             | 0             |               | 0.0                  | 0             | 0                 |
| Statutory Rape                   | 0             | 0             |               | 0.0                  | 0             | 0                 |
| Human Trafficking Offenses       | 0             | 0             |               | 0.0                  | 0             | 0                 |
| Violation of No Contact/Protect. | 54            | 65            | 20.4%         | 5.4                  | 32            | 43                |
| Robbery                          | 11            | 5             | -54.5%        | 0.4                  | 0             | 0                 |
| Burglary                         | 115           | 85            | -26.1%        | 7.1                  | 27            | 0                 |
| Larceny-Theft Offenses           | 582           | 388           | -33.3%        | 32.4                 | 164           | 0                 |
| Motor Vehicle Theft              | 69            | 42            | -39.1%        | 3.5                  | 9             | 0                 |
| Arson                            | 4             | 3             | -25.0%        | 0.3                  | 1             | 0                 |
| Destruction of Property          | 194           | 146           | -24.7%        | 12.2                 | 31            | 0                 |
| Counterfeiting/Forgery           | 17            | 21            | 23.5%         | 1.8                  | 8             | 0                 |
| Fraud Offenses                   | 47            | 37            | -21.3%        | 3.1                  | 4             | 0                 |
| Embezzlement                     | 0             | 1             |               | 0.1                  | 0             | 0                 |
| Extortion/Blackmail              | 1             | 1             | 0.0%          | 0.1                  | 0             | 0                 |
| Bribery                          | 0             | 0             |               | 0.0                  | 0             | 0                 |
| Stolen Property Offenses         | 14            | 10            | -28.6%        | 0.8                  | 16            | 0                 |
| Animal Cruelty                   | 0             | 0             |               | 0.0                  | 0             | 0                 |
| Drug/Narcotic Violations         | 109           | 101           | -7.3%         | 8.4                  | 72            | 0                 |
| Drug Equipment Violations        | 4             | 5             | 25.0%         | 0.4                  | 0             | 0                 |
| Gambling Offenses                | 0             | 0             |               | 0.0                  | 0             | 0                 |
| Pornography                      | 0             | 1             |               | 0.1                  | 0             | 0                 |
| Prostitution Offenses            | 0             | 0             |               | 0.0                  | 0             | 0                 |
| Weapon Law Violations            | 19            | 18            | -5.3%         | 1.5                  | 7             | 0                 |
| <b>Grand Total</b>               | <b>1,544</b>  | <b>1,184</b>  | <b>-23.3%</b> | <b>98.8</b>          | <b>533</b>    | <b>171</b>        |

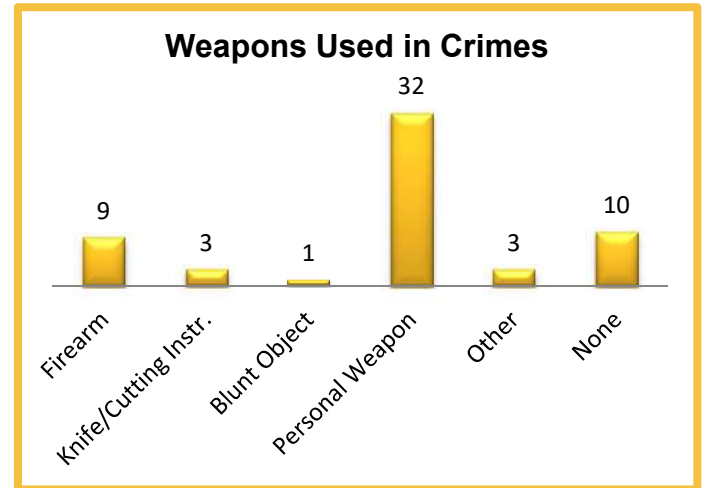
## 2017 Washington NIBRS Submission Agencies

Kelso PD

Continued

### 2017 Group B Arrests

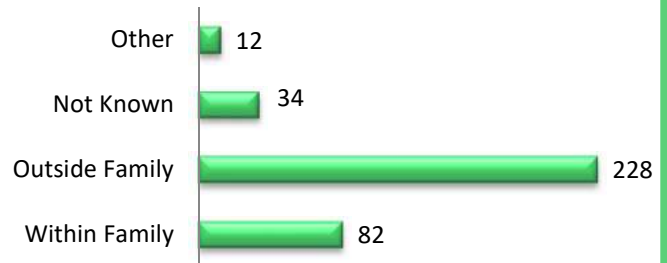
| Offense               | Adult      | Juvenile  |
|-----------------------|------------|-----------|
| Bad Checks            | 0          | 0         |
| Curfew/Vagrancy       | 0          | 0         |
| Disorderly Conduct    | 26         | 4         |
| Drunkenness           | 0          | 0         |
| DUI                   | 35         | 0         |
| Family Offenses       | 0          | 0         |
| Liquor Law Violations | 2          | 2         |
| Peeping Tom           | 0          | 0         |
| Trespass              | 55         | 2         |
| All Other Offenses    | 447        | 31        |
| <b>Total</b>          | <b>565</b> | <b>39</b> |



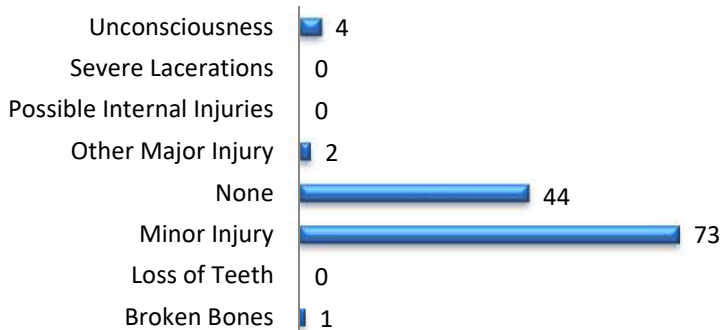
#### Drug Offenses by Type

**No Drug Offenses by Type  
Reported**

#### Relationship of Victim to Offender



#### Domestic Violence Injuries



#### 2017 Property Values by Type

| Type                 | Value            |
|----------------------|------------------|
| Seized               | \$0              |
| Burned               | \$501            |
| Counterfeited/Forged | \$6,080          |
| Destroyed/Damaged    | \$113,577        |
| Recovered            | \$162,445        |
| Stolen               | \$406,905        |
| <b>Total</b>         | <b>\$689,508</b> |

## 2017 Washington NIBRS Submission Agencies

**Longview PD**

Cowlitz County

Population: 37,510  
Months Reported: 12

### Offense Overview

Offense Total 3,272  
# of Cleared Offense 1,642  
Percent Cleared 50.2%

### Group A Arrest Overview

Arrest Total 1,592  
Adult Arrest Total 1,417  
Juvenile Arrest Total 175

| Group A Offenses                 | Reported 2016 | Reported 2017 | % of Change   | Crime Rate per 1,000 | Total Arrests | DV Offense Totals |
|----------------------------------|---------------|---------------|---------------|----------------------|---------------|-------------------|
| Murder                           | 0             | 2             |               | 0.1                  | 1             | 1                 |
| Manslaughter                     | 0             | 0             |               | 0.0                  | 0             | 0                 |
| Rape                             | 39            | 40            | 2.6%          | 1.1                  | 15            | 4                 |
| Sodomy                           | 2             | 4             | 100.0%        | 0.1                  | 0             | 0                 |
| Sexual Assault w/Object          | 1             | 0             | -100.0%       | 0.0                  | 0             | 0                 |
| Fondling                         | 14            | 8             | -42.9%        | 0.2                  | 4             | 2                 |
| Aggravated Assault               | 62            | 43            | -30.6%        | 1.1                  | 43            | 20                |
| Simple Assault                   | 427           | 423           | -0.9%         | 11.3                 | 304           | 254               |
| Intimidation                     | 105           | 122           | 16.2%         | 3.3                  | 48            | 23                |
| Kidnapping                       | 7             | 4             | -42.9%        | 0.1                  | 5             | 4                 |
| Incest                           | 0             | 0             |               | 0.0                  | 0             | 0                 |
| Statutory Rape                   | 0             | 0             |               | 0.0                  | 0             | 0                 |
| Human Trafficking Offenses       | 0             | 0             |               | 0.0                  | 0             | 0                 |
| Violation of No Contact/Protect. | 109           | 112           | 2.8%          | 3.0                  | 68            | 67                |
| Robbery                          | 40            | 20            | -50.0%        | 0.5                  | 18            | 1                 |
| Burglary                         | 416           | 256           | -38.5%        | 6.8                  | 42            | 6                 |
| Larceny-Theft Offenses           | 1,334         | 960           | -28.0%        | 25.6                 | 431           | 10                |
| Motor Vehicle Theft              | 212           | 139           | -34.4%        | 3.7                  | 17            | 2                 |
| Arson                            | 22            | 12            | -45.5%        | 0.3                  | 1             | 1                 |
| Destruction of Property          | 500           | 368           | -26.4%        | 9.8                  | 97            | 0                 |
| Counterfeiting/Forgery           | 45            | 84            | 86.7%         | 2.2                  | 14            | 0                 |
| Fraud Offenses                   | 136           | 173           | 27.2%         | 4.6                  | 8             | 0                 |
| Embezzlement                     | 1             | 1             | 0.0%          | 0.0                  | 0             | 0                 |
| Extortion/Blackmail              | 1             | 0             | -100.0%       | 0.0                  | 0             | 0                 |
| Bribery                          | 0             | 0             |               | 0.0                  | 0             | 0                 |
| Stolen Property Offenses         | 49            | 49            | 0.0%          | 1.3                  | 36            | 0                 |
| Animal Cruelty                   | 0             | 0             |               | 0.0                  | 0             | 0                 |
| Drug/Narcotic Violations         | 427           | 395           | -7.5%         | 10.5                 | 425           | 0                 |
| Drug Equipment Violations        | 10            | 9             | -10.0%        | 0.2                  | 0             | 0                 |
| Gambling Offenses                | 0             | 0             |               | 0.0                  | 0             | 0                 |
| Pornography                      | 4             | 1             | -75.0%        | 0.0                  | 1             | 0                 |
| Prostitution Offenses            | 22            | 8             | -63.6%        | 0.2                  | 6             | 0                 |
| Weapon Law Violations            | 43            | 39            | -9.3%         | 1.0                  | 8             | 0                 |
| <b>Grand Total</b>               | <b>4,028</b>  | <b>3,272</b>  | <b>-18.8%</b> | <b>87.2</b>          | <b>1,592</b>  | <b>395</b>        |

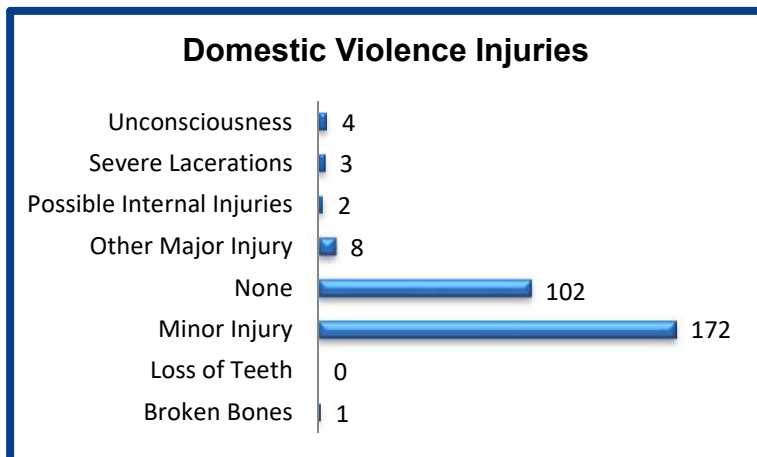
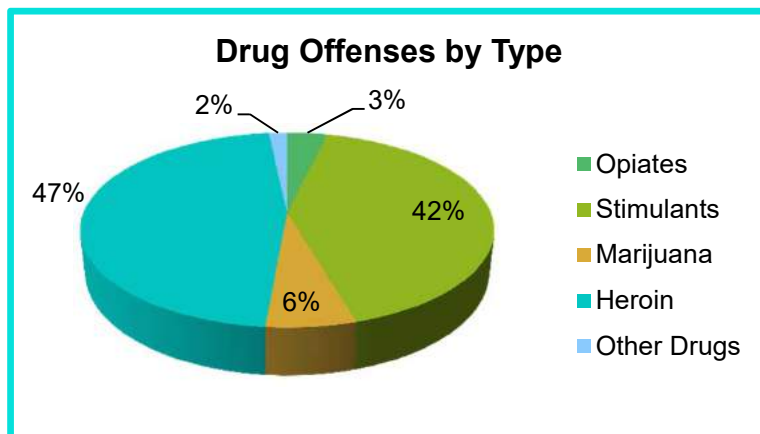
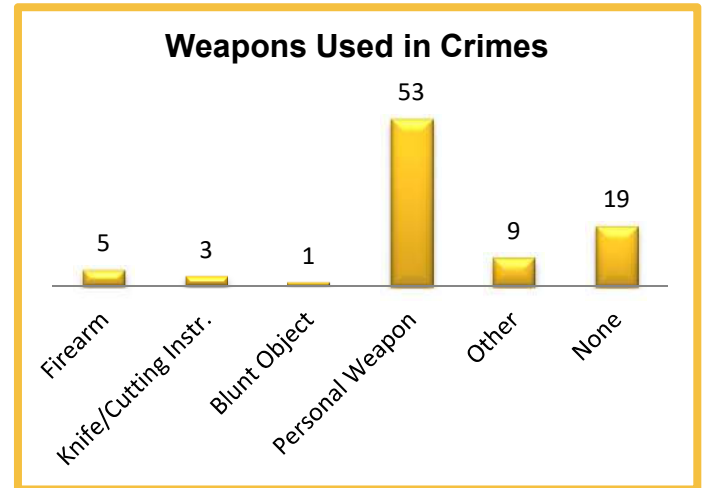
## 2017 Washington NIBRS Submission Agencies

Longview PD

Continued

### 2017 Group B Arrests

| Offense               | Adult        | Juvenile  |
|-----------------------|--------------|-----------|
| Bad Checks            | 0            | 0         |
| Curfew/Vagrancy       | 2            | 0         |
| Disorderly Conduct    | 42           | 0         |
| Drunkenness           | 0            | 1         |
| DUI                   | 124          | 1         |
| Family Offenses       | 0            | 0         |
| Liquor Law Violations | 5            | 3         |
| Peeping Tom           | 0            | 0         |
| Trespass              | 119          | 4         |
| All Other Offenses    | 709          | 11        |
| <b>Total</b>          | <b>1,001</b> | <b>20</b> |



### 2017 Property Values by Type

| Type                 | Value              |
|----------------------|--------------------|
| Seized               | \$508              |
| Burned               | \$97,245           |
| Counterfeited/Forged | \$25,341           |
| Destroyed/Damaged    | \$192,999          |
| Recovered            | \$709,804          |
| Stolen               | \$2,036,092        |
| <b>Total</b>         | <b>\$3,061,989</b> |

## 2017 Washington NIBRS Submission Agencies

**Woodland PD**

Cowlitz County

Population: 6,035  
Months Reported: 12

**Offense Overview**

Offense Total 602  
# of Cleared Offense 335  
Percent Cleared 55.6%

**Group A Arrest Overview**

Arrest Total 287  
Adult Arrest Total 258  
Juvenile Arrest Total 29

| Group A Offenses                 | Reported 2016 | Reported 2017 | % of Change  | Crime Rate per 1,000 | Total Arrests | DV Offense Totals |
|----------------------------------|---------------|---------------|--------------|----------------------|---------------|-------------------|
| Murder                           | 1             | 0             | -100.0%      | 0.0                  | 0             | 0                 |
| Manslaughter                     | 0             | 0             |              | 0.0                  | 0             | 0                 |
| Rape                             | 4             | 4             | 0.0%         | 0.7                  | 1             | 0                 |
| Sodomy                           | 0             | 0             |              | 0.0                  | 0             | 0                 |
| Sexual Assault w/Object          | 0             | 0             |              | 0.0                  | 0             | 0                 |
| Fondling                         | 6             | 1             | -83.3%       | 0.2                  | 0             | 1                 |
| Aggravated Assault               | 14            | 3             | -78.6%       | 0.5                  | 2             | 1                 |
| Simple Assault                   | 61            | 39            | -36.1%       | 6.5                  | 33            | 29                |
| Intimidation                     | 30            | 23            | -23.3%       | 3.8                  | 7             | 3                 |
| Kidnapping                       | 1             | 1             | 0.0%         | 0.2                  | 0             | 0                 |
| Incest                           | 0             | 2             |              | 0.3                  | 0             | 0                 |
| Statutory Rape                   | 0             | 0             |              | 0.0                  | 0             | 0                 |
| Human Trafficking Offenses       | 0             | 0             |              | 0.0                  | 0             | 0                 |
| Violation of No Contact/Protect. | 18            | 14            | -22.2%       | 2.3                  | 11            | 13                |
| Robbery                          | 0             | 0             |              | 0.0                  | 0             | 0                 |
| Burglary                         | 25            | 32            | 28.0%        | 5.3                  | 15            | 0                 |
| Larceny-Theft Offenses           | 220           | 250           | 13.6%        | 41.4                 | 154           | 0                 |
| Motor Vehicle Theft              | 19            | 24            | 26.3%        | 4.0                  | 3             | 1                 |
| Arson                            | 1             | 0             | -100.0%      | 0.0                  | 0             | 0                 |
| Destruction of Property          | 60            | 53            | -11.7%       | 8.8                  | 11            | 0                 |
| Counterfeiting/Forgery           | 6             | 7             | 16.7%        | 1.2                  | 3             | 0                 |
| Fraud Offenses                   | 35            | 30            | -14.3%       | 5.0                  | 1             | 0                 |
| Embezzlement                     | 1             | 0             | -100.0%      | 0.0                  | 0             | 0                 |
| Extortion/Blackmail              | 1             | 0             | -100.0%      | 0.0                  | 0             | 0                 |
| Bribery                          | 0             | 0             |              | 0.0                  | 0             | 0                 |
| Stolen Property Offenses         | 11            | 18            | 63.6%        | 3.0                  | 6             | 0                 |
| Animal Cruelty                   | 0             | 0             |              | 0.0                  | 0             | 0                 |
| Drug/Narcotic Violations         | 74            | 66            | -10.8%       | 10.9                 | 39            | 0                 |
| Drug Equipment Violations        | 26            | 29            | 11.5%        | 4.8                  | 0             | 0                 |
| Gambling Offenses                | 0             | 0             |              | 0.0                  | 0             | 0                 |
| Pornography                      | 1             | 0             | -100.0%      | 0.0                  | 0             | 0                 |
| Prostitution Offenses            | 0             | 0             |              | 0.0                  | 0             | 0                 |
| Weapon Law Violations            | 9             | 6             | -33.3%       | 1.0                  | 1             | 0                 |
| <b>Grand Total</b>               | <b>624</b>    | <b>602</b>    | <b>-3.5%</b> | <b>99.8</b>          | <b>287</b>    | <b>48</b>         |

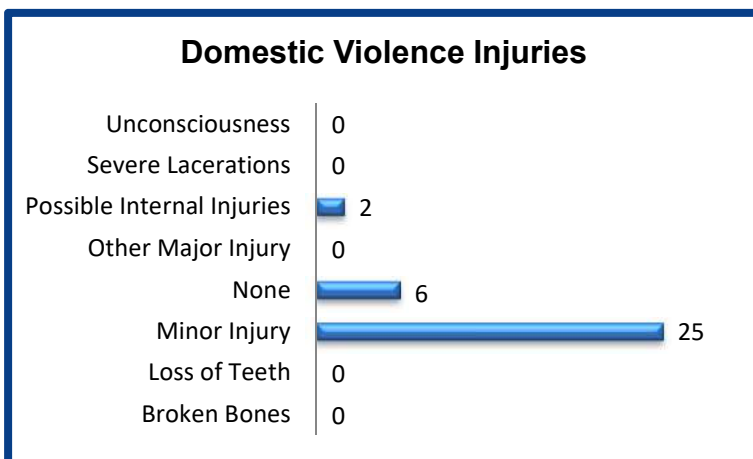
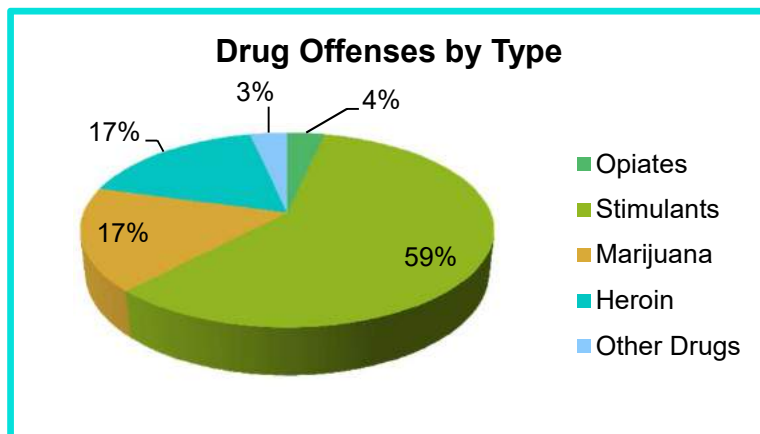
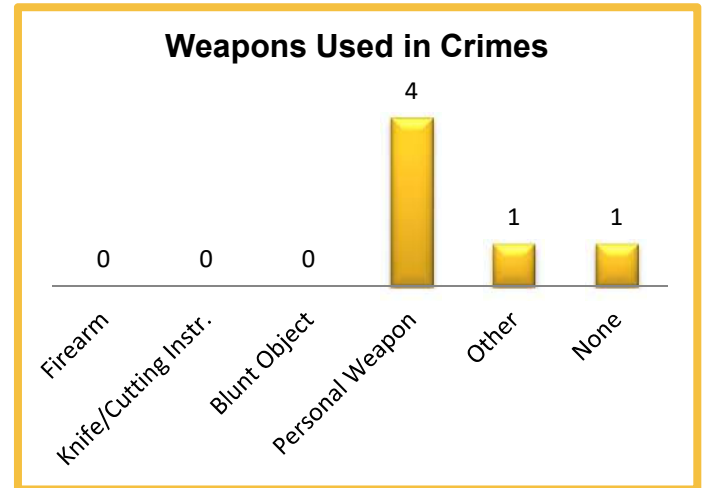
## 2017 Washington NIBRS Submission Agencies

Woodland PD

Continued

### 2017 Group B Arrests

| Offense               | Adult      | Juvenile |
|-----------------------|------------|----------|
| Bad Checks            | 0          | 0        |
| Curfew/Vagrancy       | 0          | 0        |
| Disorderly Conduct    | 13         | 0        |
| Drunkenness           | 2          | 0        |
| DUI                   | 33         | 2        |
| Family Offenses       | 3          | 0        |
| Liquor Law Violations | 3          | 1        |
| Peeping Tom           | 0          | 0        |
| Trespass              | 36         | 1        |
| All Other Offenses    | 48         | 1        |
| <b>Total</b>          | <b>138</b> | <b>5</b> |



### 2017 Property Values by Type

| Type                 | Value            |
|----------------------|------------------|
| Seized               | \$19,418         |
| Burned               | \$0              |
| Counterfeited/Forged | \$800            |
| Destroyed/Damaged    | \$32,749         |
| Recovered            | \$123,824        |
| Stolen               | \$426,641        |
| <b>Total</b>         | <b>\$603,432</b> |

## 2017 Washington NIBRS Submission Agencies

**Douglas SO**

Douglas County

Population: 27,635  
Months Reported: 12

**Offense Overview**

Offense Total 720  
# of Cleared Offense 205  
Percent Cleared 28.5%

**Group A Arrest Overview**

Arrest Total 172  
Adult Arrest Total 144  
Juvenile Arrest Total 28

| Group A Offenses                 | Reported 2016 | Reported 2017 | % of Change   | Crime Rate per 1,000 | Total Arrests | DV Offense Totals |
|----------------------------------|---------------|---------------|---------------|----------------------|---------------|-------------------|
| Murder                           | 1             | 0             | -100.0%       | 0.0                  | 0             | 0                 |
| Manslaughter                     | 0             | 0             |               | 0.0                  | 0             | 0                 |
| Rape                             | 3             | 4             | 33.3%         | 0.1                  | 2             | 2                 |
| Sodomy                           | 1             | 0             | -100.0%       | 0.0                  | 0             | 0                 |
| Sexual Assault w/Object          | 0             | 0             |               | 0.0                  | 0             | 0                 |
| Fondling                         | 6             | 6             | 0.0%          | 0.2                  | 1             | 1                 |
| Aggravated Assault               | 20            | 10            | -50.0%        | 0.4                  | 4             | 5                 |
| Simple Assault                   | 132           | 129           | -2.3%         | 4.7                  | 72            | 96                |
| Intimidation                     | 0             | 0             |               | 0.0                  | 0             | 0                 |
| Kidnapping                       | 2             | 3             | 50.0%         | 0.1                  | 3             | 2                 |
| Incest                           | 0             | 0             |               | 0.0                  | 0             | 0                 |
| Statutory Rape                   | 3             | 3             | 0.0%          | 0.1                  | 2             | 0                 |
| Human Trafficking Offenses       | 0             | 0             |               | 0.0                  | 0             | 0                 |
| Violation of No Contact/Protect. | 55            | 29            | -47.3%        | 1.0                  | 18            | 26                |
| Robbery                          | 1             | 4             | 300.0%        | 0.1                  | 2             | 2                 |
| Burglary                         | 92            | 80            | -13.0%        | 2.9                  | 0             | 0                 |
| Larceny-Theft Offenses           | 201           | 219           | 9.0%          | 7.9                  | 9             | 1                 |
| Motor Vehicle Theft              | 39            | 42            | 7.7%          | 1.5                  | 4             | 3                 |
| Arson                            | 3             | 0             | -100.0%       | 0.0                  | 0             | 0                 |
| Destruction of Property          | 114           | 75            | -34.2%        | 2.7                  | 13            | 0                 |
| Counterfeiting/Forgery           | 4             | 8             | 100.0%        | 0.3                  | 0             | 0                 |
| Fraud Offenses                   | 53            | 45            | -15.1%        | 1.6                  | 0             | 0                 |
| Embezzlement                     | 0             | 0             |               | 0.0                  | 0             | 0                 |
| Extortion/Blackmail              | 0             | 0             |               | 0.0                  | 0             | 0                 |
| Bribery                          | 0             | 0             |               | 0.0                  | 0             | 0                 |
| Stolen Property Offenses         | 8             | 6             | -25.0%        | 0.2                  | 8             | 0                 |
| Animal Cruelty                   | 0             | 0             |               | 0.0                  | 0             | 0                 |
| Drug/Narcotic Violations         | 54            | 38            | -29.6%        | 1.4                  | 29            | 0                 |
| Drug Equipment Violations        | 14            | 9             | -35.7%        | 0.3                  | 3             | 0                 |
| Gambling Offenses                | 0             | 0             |               | 0.0                  | 0             | 0                 |
| Pornography                      | 0             | 0             |               | 0.0                  | 0             | 0                 |
| Prostitution Offenses            | 0             | 0             |               | 0.0                  | 0             | 0                 |
| Weapon Law Violations            | 9             | 10            | 11.1%         | 0.4                  | 2             | 0                 |
| <b>Grand Total</b>               | <b>815</b>    | <b>720</b>    | <b>-11.7%</b> | <b>26.1</b>          | <b>172</b>    | <b>138</b>        |

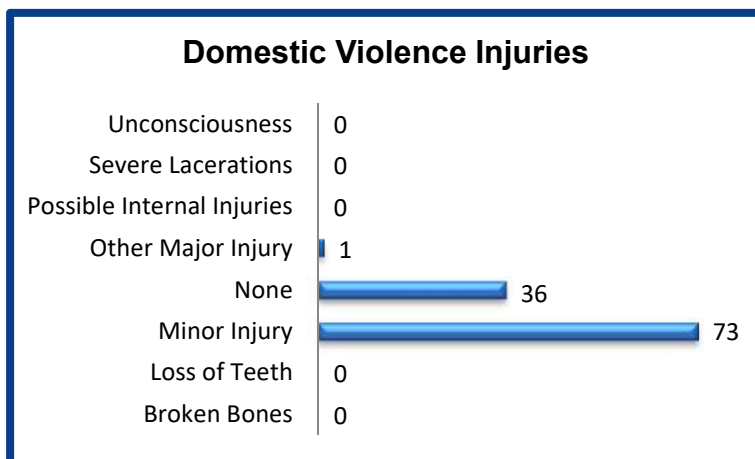
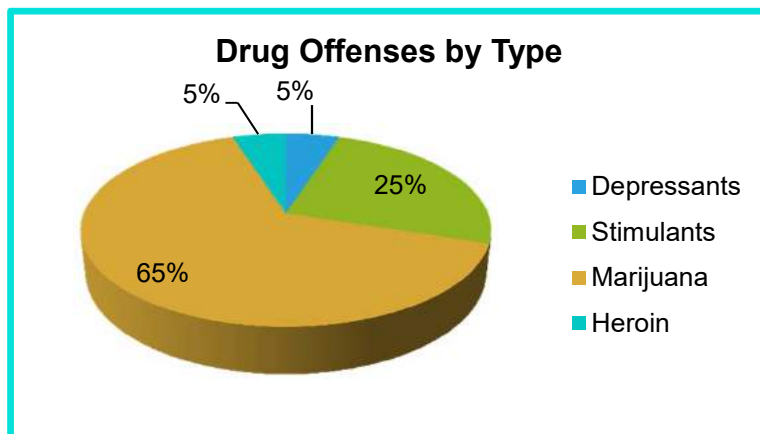
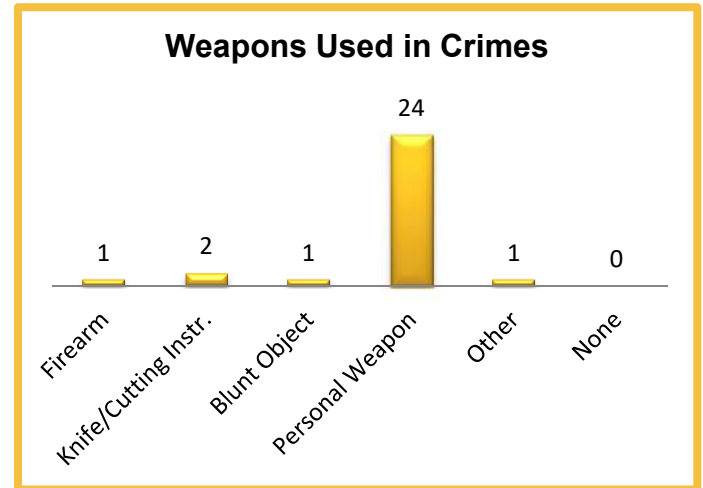
## 2017 Washington NIBRS Submission Agencies

Douglas SO

Continued

### 2017 Group B Arrests

| Offense               | Adult      | Juvenile  |
|-----------------------|------------|-----------|
| Bad Checks            | 0          | 0         |
| Curfew/Vagrancy       | 0          | 0         |
| Disorderly Conduct    | 7          | 0         |
| Drunkenness           | 0          | 0         |
| DUI                   | 101        | 2         |
| Family Offenses       | 0          | 0         |
| Liquor Law Violations | 4          | 5         |
| Peeping Tom           | 0          | 0         |
| Trespass              | 10         | 1         |
| All Other Offenses    | 16         | 2         |
| <b>Total</b>          | <b>138</b> | <b>10</b> |



### 2017 Property Values by Type

| Type                 | Value            |
|----------------------|------------------|
| Seized               | \$24             |
| Burned               | \$0              |
| Counterfeited/Forged | \$1,857          |
| Destroyed/Damaged    | \$69,973         |
| Recovered            | \$116,752        |
| Stolen               | \$521,793        |
| <b>Total</b>         | <b>\$710,399</b> |

## 2017 Washington NIBRS Submission Agencies

**East Wenatchee PD**

Douglas County

Population: 13,600  
Months Reported: 12

**Offense Overview**

Offense Total 848  
# of Cleared Offense 280  
Percent Cleared 33.0%

**Group A Arrest Overview**

Arrest Total 273  
Adult Arrest Total 227  
Juvenile Arrest Total 46

| Group A Offenses                 | Reported 2016 | Reported 2017 | % of Change   | Crime Rate per 1,000 | Total Arrests | DV Offense Totals |
|----------------------------------|---------------|---------------|---------------|----------------------|---------------|-------------------|
| Murder                           | 0             | 0             |               | 0.0                  | 0             | 0                 |
| Manslaughter                     | 0             | 0             |               | 0.0                  | 0             | 0                 |
| Rape                             | 4             | 4             | 0.0%          | 0.3                  | 1             | 0                 |
| Sodomy                           | 0             | 0             |               | 0.0                  | 0             | 0                 |
| Sexual Assault w/Object          | 0             | 0             |               | 0.0                  | 0             | 0                 |
| Fondling                         | 11            | 6             | -45.5%        | 0.4                  | 2             | 2                 |
| Aggravated Assault               | 16            | 12            | -25.0%        | 0.9                  | 5             | 3                 |
| Simple Assault                   | 82            | 82            | 0.0%          | 6.0                  | 44            | 54                |
| Intimidation                     | 0             | 0             |               | 0.0                  | 0             | 0                 |
| Kidnapping                       | 2             | 1             | -50.0%        | 0.1                  | 1             | 0                 |
| Incest                           | 0             | 0             |               | 0.0                  | 0             | 0                 |
| Statutory Rape                   | 3             | 3             | 0.0%          | 0.2                  | 1             | 0                 |
| Human Trafficking Offenses       | 0             | 0             |               | 0.0                  | 0             | 0                 |
| Violation of No Contact/Protect. | 52            | 49            | -5.8%         | 3.6                  | 30            | 34                |
| Robbery                          | 1             | 1             | 0.0%          | 0.1                  | 0             | 0                 |
| Burglary                         | 59            | 40            | -32.2%        | 2.9                  | 12            | 0                 |
| Larceny-Theft Offenses           | 442           | 345           | -21.9%        | 25.4                 | 99            | 2                 |
| Motor Vehicle Theft              | 28            | 14            | -50.0%        | 1.0                  | 1             | 0                 |
| Arson                            | 0             | 0             |               | 0.0                  | 0             | 0                 |
| Destruction of Property          | 119           | 111           | -6.7%         | 8.2                  | 16            | 0                 |
| Counterfeiting/Forgery           | 18            | 36            | 100.0%        | 2.6                  | 3             | 0                 |
| Fraud Offenses                   | 37            | 42            | 13.5%         | 3.1                  | 2             | 0                 |
| Embezzlement                     | 0             | 0             |               | 0.0                  | 0             | 0                 |
| Extortion/Blackmail              | 0             | 0             |               | 0.0                  | 0             | 0                 |
| Bribery                          | 0             | 0             |               | 0.0                  | 0             | 0                 |
| Stolen Property Offenses         | 23            | 13            | -43.5%        | 1.0                  | 5             | 0                 |
| Animal Cruelty                   | 0             | 1             |               | 0.1                  | 1             | 0                 |
| Drug/Narcotic Violations         | 89            | 51            | -42.7%        | 3.8                  | 43            | 0                 |
| Drug Equipment Violations        | 31            | 10            | -67.7%        | 0.7                  | 5             | 0                 |
| Gambling Offenses                | 0             | 0             |               | 0.0                  | 0             | 0                 |
| Pornography                      | 0             | 3             |               | 0.2                  | 0             | 0                 |
| Prostitution Offenses            | 1             | 1             | 0.0%          | 0.1                  | 0             | 0                 |
| Weapon Law Violations            | 31            | 23            | -25.8%        | 1.7                  | 2             | 0                 |
| <b>Grand Total</b>               | <b>1,049</b>  | <b>848</b>    | <b>-19.2%</b> | <b>62.4</b>          | <b>273</b>    | <b>95</b>         |

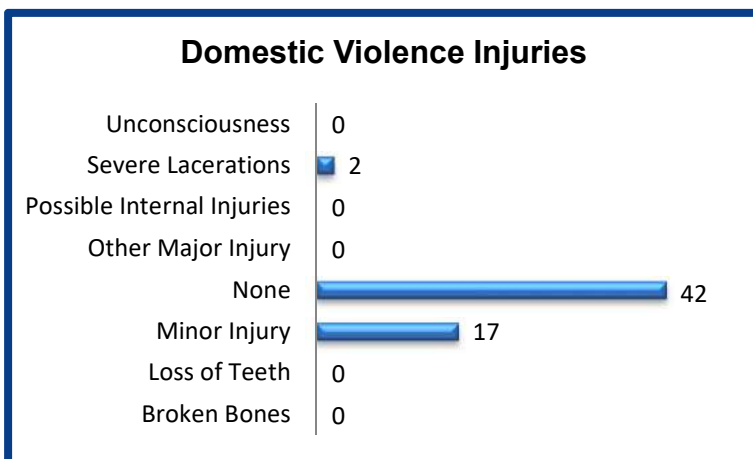
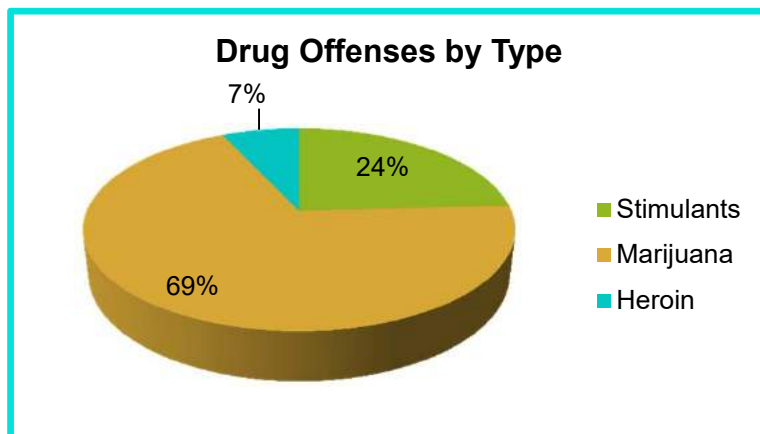
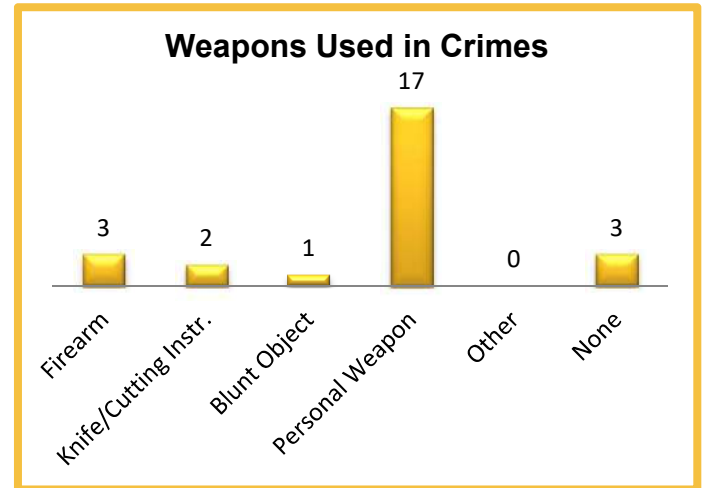
## 2017 Washington NIBRS Submission Agencies

East Wenatchee PD

Continued

### 2017 Group B Arrests

| Offense               | Adult      | Juvenile |
|-----------------------|------------|----------|
| Bad Checks            | 0          | 0        |
| Curfew/Vagrancy       | 0          | 0        |
| Disorderly Conduct    | 5          | 2        |
| Drunkenness           | 0          | 0        |
| DUI                   | 65         | 2        |
| Family Offenses       | 0          | 0        |
| Liquor Law Violations | 2          | 1        |
| Peeping Tom           | 0          | 0        |
| Trespass              | 14         | 1        |
| All Other Offenses    | 99         | 3        |
| <b>Total</b>          | <b>185</b> | <b>9</b> |



### 2017 Property Values by Type

| Type                 | Value            |
|----------------------|------------------|
| Seized               | \$74             |
| Burned               | \$0              |
| Counterfeited/Forged | \$9,280          |
| Destroyed/Damaged    | \$67,835         |
| Recovered            | \$103,638        |
| Stolen               | \$296,486        |
| <b>Total</b>         | <b>\$477,313</b> |

## 2017 Washington NIBRS Submission Agencies

**Ferry SO**

Ferry County

Population: 6,645  
Months Reported: 12

**Offense Overview**

Offense Total 65  
# of Cleared Offense 22  
Percent Cleared 33.8%

**Group A Arrest Overview**

Arrest Total 2  
Adult Arrest Total 2  
Juvenile Arrest Total 0

| Group A Offenses                 | Reported 2016 | Reported 2017 | % of Change  | Crime Rate per 1,000 | Total Arrests | DV Offense Totals |
|----------------------------------|---------------|---------------|--------------|----------------------|---------------|-------------------|
| Murder                           | 0             | 0             |              | 0.0                  | 0             | 0                 |
| Manslaughter                     | 0             | 0             |              | 0.0                  | 0             | 0                 |
| Rape                             | 3             | 2             | -33.3%       | 0.3                  | 0             | 0                 |
| Sodomy                           | 0             | 0             |              | 0.0                  | 0             | 0                 |
| Sexual Assault w/Object          | 1             | 0             | -100.0%      | 0.0                  | 0             | 0                 |
| Fondling                         | 0             | 1             |              | 0.2                  | 0             | 1                 |
| Aggravated Assault               | 3             | 0             | -100.0%      | 0.0                  | 0             | 0                 |
| Simple Assault                   | 20            | 32            | 60.0%        | 4.8                  | 1             | 21                |
| Intimidation                     | 0             | 1             |              | 0.2                  | 0             | 0                 |
| Kidnapping                       | 0             | 0             |              | 0.0                  | 0             | 0                 |
| Incest                           | 0             | 0             |              | 0.0                  | 0             | 0                 |
| Statutory Rape                   | 0             | 0             |              | 0.0                  | 0             | 0                 |
| Human Trafficking Offenses       | 0             | 0             |              | 0.0                  | 0             | 0                 |
| Violation of No Contact/Protect. | 0             | 0             |              | 0.0                  | 0             | 0                 |
| Robbery                          | 0             | 0             |              | 0.0                  | 0             | 0                 |
| Burglary                         | 8             | 5             | -37.5%       | 0.8                  | 1             | 0                 |
| Larceny-Theft Offenses           | 12            | 11            | -8.3%        | 1.7                  | 0             | 0                 |
| Motor Vehicle Theft              | 1             | 1             | 0.0%         | 0.2                  | 0             | 0                 |
| Arson                            | 1             | 0             | -100.0%      | 0.0                  | 0             | 0                 |
| Destruction of Property          | 0             | 4             |              | 0.6                  | 0             | 0                 |
| Counterfeiting/Forgery           | 0             | 1             |              | 0.2                  | 0             | 0                 |
| Fraud Offenses                   | 1             | 4             | 300.0%       | 0.6                  | 0             | 0                 |
| Embezzlement                     | 0             | 0             |              | 0.0                  | 0             | 0                 |
| Extortion/Blackmail              | 0             | 0             |              | 0.0                  | 0             | 0                 |
| Bribery                          | 0             | 0             |              | 0.0                  | 0             | 0                 |
| Stolen Property Offenses         | 0             | 1             |              | 0.2                  | 0             | 0                 |
| Animal Cruelty                   | 0             | 0             |              | 0.0                  | 0             | 0                 |
| Drug/Narcotic Violations         | 0             | 1             |              | 0.2                  | 0             | 0                 |
| Drug Equipment Violations        | 0             | 1             |              | 0.2                  | 0             | 0                 |
| Gambling Offenses                | 0             | 0             |              | 0.0                  | 0             | 0                 |
| Pornography                      | 0             | 0             |              | 0.0                  | 0             | 0                 |
| Prostitution Offenses            | 0             | 0             |              | 0.0                  | 0             | 0                 |
| Weapon Law Violations            | 0             | 0             |              | 0.0                  | 0             | 0                 |
| <b>Grand Total</b>               | <b>50</b>     | <b>65</b>     | <b>30.0%</b> | <b>9.8</b>           | <b>2</b>      | <b>22</b>         |

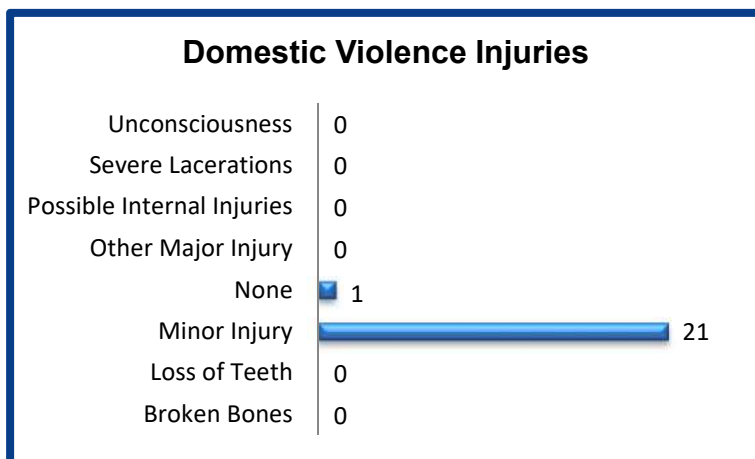
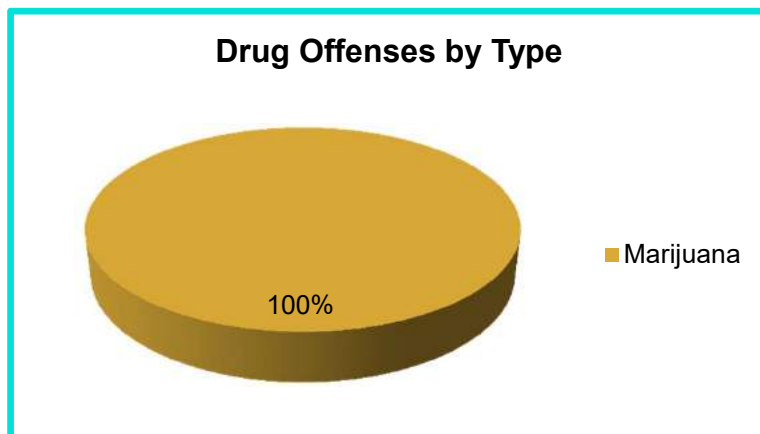
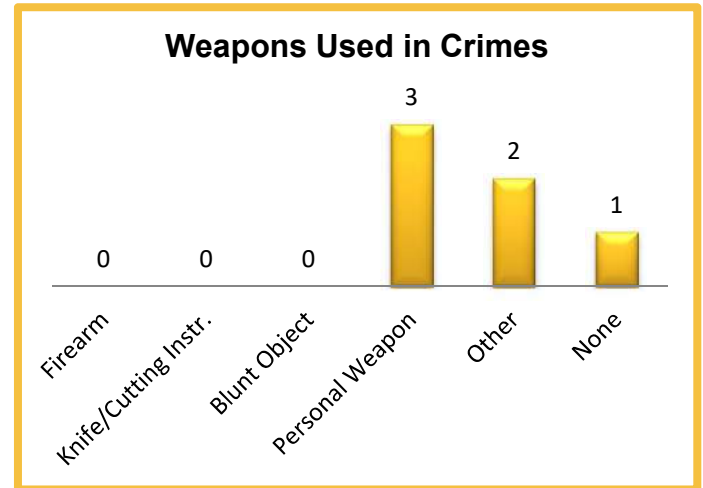
## 2017 Washington NIBRS Submission Agencies

Ferry SO

Continued

### 2017 Group B Arrests

| Offense               | Adult    | Juvenile |
|-----------------------|----------|----------|
| Bad Checks            | 0        | 0        |
| Curfew/Vagrancy       | 0        | 0        |
| Disorderly Conduct    | 0        | 0        |
| Drunkenness           | 0        | 0        |
| DUI                   | 6        | 0        |
| Family Offenses       | 0        | 0        |
| Liquor Law Violations | 0        | 0        |
| Peeping Tom           | 0        | 0        |
| Trespass              | 0        | 0        |
| All Other Offenses    | 0        | 0        |
| <b>Total</b>          | <b>6</b> | <b>0</b> |



### 2017 Property Values by Type

| Type                 | Value           |
|----------------------|-----------------|
| Seized               | \$1             |
| Burned               | \$0             |
| Counterfeited/Forged | \$1,720         |
| Destroyed/Damaged    | \$2,185         |
| Recovered            | \$0             |
| Stolen               | \$26,390        |
| <b>Total</b>         | <b>\$30,296</b> |

## 2017 Washington NIBRS Submission Agencies

**Franklin SO**

Franklin County

Population: 13,200  
Months Reported: 12

### Offense Overview

Offense Total 506  
# of Cleared Offense 234  
Percent Cleared 46.2%

### Group A Arrest Overview

Arrest Total 197  
Adult Arrest Total 182  
Juvenile Arrest Total 15

| Group A Offenses                 | Reported 2016 | Reported 2017 | % of Change  | Crime Rate per 1,000 | Total Arrests | DV Offense Totals |
|----------------------------------|---------------|---------------|--------------|----------------------|---------------|-------------------|
| Murder                           | 0             | 0             |              | 0.0                  | 0             | 0                 |
| Manslaughter                     | 0             | 0             |              | 0.0                  | 0             | 0                 |
| Rape                             | 3             | 0             | -100.0%      | 0.0                  | 0             | 0                 |
| Sodomy                           | 0             | 0             |              | 0.0                  | 0             | 0                 |
| Sexual Assault w/Object          | 0             | 0             |              | 0.0                  | 0             | 0                 |
| Fondling                         | 9             | 1             | -88.9%       | 0.1                  | 2             | 0                 |
| Aggravated Assault               | 18            | 20            | 11.1%        | 1.5                  | 15            | 3                 |
| Simple Assault                   | 68            | 87            | 27.9%        | 6.6                  | 77            | 15                |
| Intimidation                     | 18            | 21            | 16.7%        | 1.6                  | 3             | 0                 |
| Kidnapping                       | 3             | 0             | -100.0%      | 0.0                  | 0             | 0                 |
| Incest                           | 0             | 0             |              | 0.0                  | 0             | 0                 |
| Statutory Rape                   | 5             | 0             | -100.0%      | 0.0                  | 2             | 0                 |
| Human Trafficking Offenses       | 0             | 0             |              | 0.0                  | 0             | 0                 |
| Violation of No Contact/Protect. | 16            | 20            | 25.0%        | 1.5                  | 11            | 0                 |
| Robbery                          | 3             | 1             | -66.7%       | 0.1                  | 0             | 0                 |
| Burglary                         | 64            | 42            | -34.4%       | 3.2                  | 4             | 1                 |
| Larceny-Theft Offenses           | 88            | 76            | -13.6%       | 5.8                  | 6             | 0                 |
| Motor Vehicle Theft              | 10            | 23            | 130.0%       | 1.7                  | 0             | 0                 |
| Arson                            | 7             | 6             | -14.3%       | 0.5                  | 2             | 0                 |
| Destruction of Property          | 95            | 82            | -13.7%       | 6.2                  | 27            | 0                 |
| Counterfeiting/Forgery           | 8             | 11            | 37.5%        | 0.8                  | 2             | 0                 |
| Fraud Offenses                   | 25            | 38            | 52.0%        | 2.9                  | 0             | 0                 |
| Embezzlement                     | 0             | 0             |              | 0.0                  | 0             | 0                 |
| Extortion/Blackmail              | 0             | 2             |              | 0.2                  | 0             | 0                 |
| Bribery                          | 0             | 1             |              | 0.1                  | 0             | 0                 |
| Stolen Property Offenses         | 10            | 5             | -50.0%       | 0.4                  | 4             | 0                 |
| Animal Cruelty                   | 3             | 2             | -33.3%       | 0.2                  | 0             | 0                 |
| Drug/Narcotic Violations         | 42            | 46            | 9.5%         | 3.5                  | 38            | 0                 |
| Drug Equipment Violations        | 9             | 10            | 11.1%        | 0.8                  | 1             | 0                 |
| Gambling Offenses                | 0             | 0             |              | 0.0                  | 0             | 0                 |
| Pornography                      | 1             | 1             | 0.0%         | 0.1                  | 1             | 0                 |
| Prostitution Offenses            | 0             | 0             |              | 0.0                  | 0             | 0                 |
| Weapon Law Violations            | 7             | 11            | 57.1%        | 0.8                  | 2             | 0                 |
| <b>Grand Total</b>               | <b>512</b>    | <b>506</b>    | <b>-1.2%</b> | <b>38.3</b>          | <b>197</b>    | <b>19</b>         |

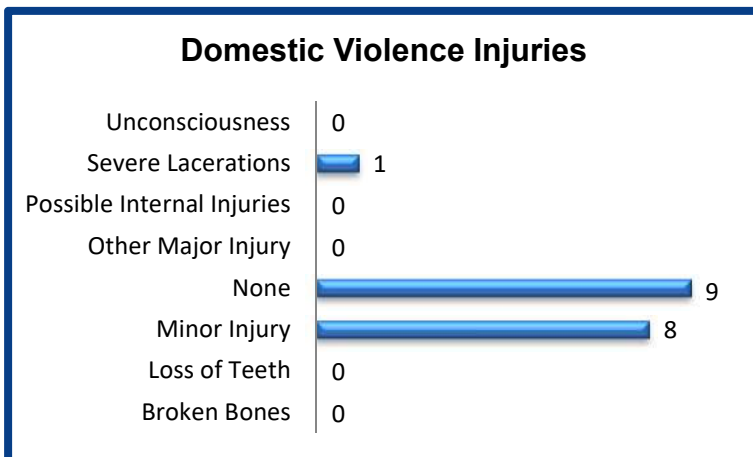
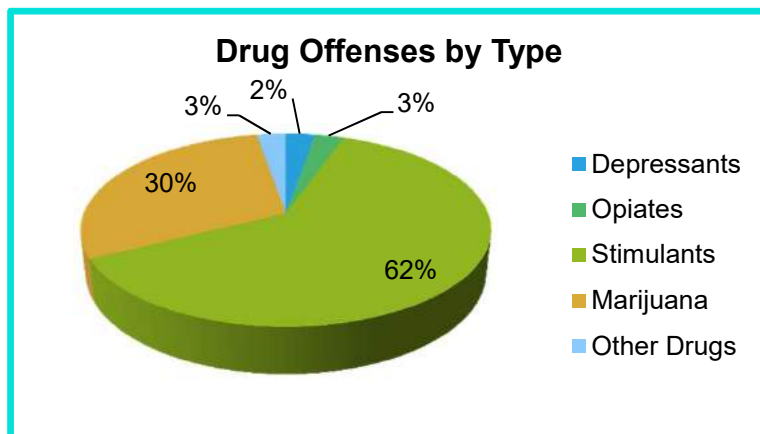
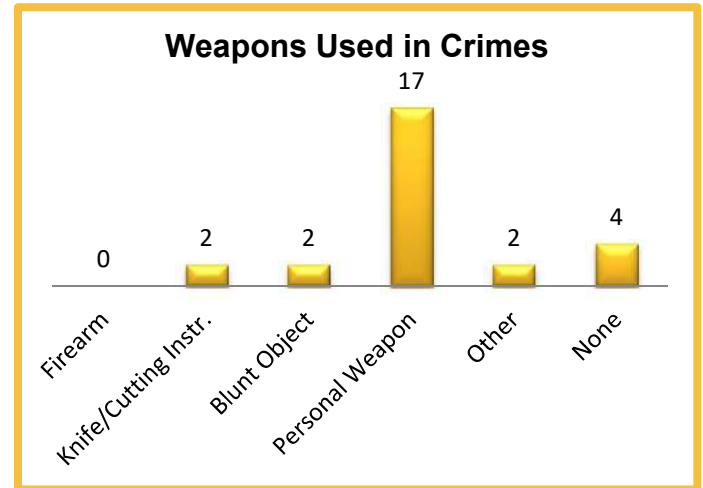
## 2017 Washington NIBRS Submission Agencies

Franklin SO

Continued

### 2017 Group B Arrests

| Offense               | Adult      | Juvenile |
|-----------------------|------------|----------|
| Bad Checks            | 0          | 0        |
| Curfew/Vagrancy       | 0          | 0        |
| Disorderly Conduct    | 3          | 0        |
| Drunkenness           | 0          | 0        |
| DUI                   | 41         | 1        |
| Family Offenses       | 0          | 0        |
| Liquor Law Violations | 4          | 1        |
| Peeping Tom           | 0          | 0        |
| Trespass              | 4          | 1        |
| All Other Offenses    | 104        | 4        |
| <b>Total</b>          | <b>156</b> | <b>7</b> |



### 2017 Property Values by Type

| Type                 | Value            |
|----------------------|------------------|
| Seized               | \$1,558          |
| Burned               | \$24,004         |
| Counterfeited/Forged | \$15,591         |
| Destroyed/Damaged    | \$115,449        |
| Recovered            | \$142,603        |
| Stolen               | \$537,635        |
| <b>Total</b>         | <b>\$836,840</b> |

## 2017 Washington NIBRS Submission Agencies

**Connell PD**

Franklin County

Population: 5,450  
Months Reported: 12

**Offense Overview**

Offense Total 134  
# of Cleared Offense 57  
Percent Cleared 42.5%

**Group A Arrest Overview**

Arrest Total 49  
Adult Arrest Total 46  
Juvenile Arrest Total 3

| Group A Offenses                 | Reported 2016 | Reported 2017 | % of Change | Crime Rate per 1,000 | Total Arrests | DV Offense Totals |
|----------------------------------|---------------|---------------|-------------|----------------------|---------------|-------------------|
| Murder                           | 0             | 0             |             | 0.0                  | 0             | 0                 |
| Manslaughter                     | 0             | 0             |             | 0.0                  | 0             | 0                 |
| Rape                             | 0             | 2             |             | 0.4                  | 0             | 0                 |
| Sodomy                           | 0             | 0             |             | 0.0                  | 0             | 0                 |
| Sexual Assault w/Object          | 0             | 1             |             | 0.2                  | 0             | 0                 |
| Fondling                         | 0             | 3             |             | 0.6                  | 1             | 0                 |
| Aggravated Assault               | 1             | 7             | 600.0%      | 1.3                  | 3             | 0                 |
| Simple Assault                   | 21            | 33            | 57.1%       | 6.1                  | 16            | 7                 |
| Intimidation                     | 3             | 2             | -33.3%      | 0.4                  | 1             | 0                 |
| Kidnapping                       | 0             | 2             |             | 0.4                  | 1             | 1                 |
| Incest                           | 0             | 0             |             | 0.0                  | 0             | 0                 |
| Statutory Rape                   | 0             | 0             |             | 0.0                  | 1             | 0                 |
| Human Trafficking Offenses       | 0             | 0             |             | 0.0                  | 0             | 0                 |
| Violation of No Contact/Protect. | 8             | 19            | 137.5%      | 3.5                  | 10            | 0                 |
| Robbery                          | 0             | 1             |             | 0.2                  | 1             | 0                 |
| Burglary                         | 8             | 8             | 0.0%        | 1.5                  | 2             | 0                 |
| Larceny-Theft Offenses           | 25            | 18            | -28.0%      | 3.3                  | 0             | 0                 |
| Motor Vehicle Theft              | 2             | 1             | -50.0%      | 0.2                  | 1             | 0                 |
| Arson                            | 1             | 0             | -100.0%     | 0.0                  | 0             | 0                 |
| Destruction of Property          | 27            | 25            | -7.4%       | 4.6                  | 7             | 0                 |
| Counterfeiting/Forgery           | 1             | 0             | -100.0%     | 0.0                  | 0             | 0                 |
| Fraud Offenses                   | 3             | 1             | -66.7%      | 0.2                  | 0             | 0                 |
| Embezzlement                     | 0             | 0             |             | 0.0                  | 0             | 0                 |
| Extortion/Blackmail              | 0             | 0             |             | 0.0                  | 0             | 0                 |
| Bribery                          | 0             | 0             |             | 0.0                  | 0             | 0                 |
| Stolen Property Offenses         | 2             | 1             | -50.0%      | 0.2                  | 0             | 0                 |
| Animal Cruelty                   | 0             | 0             |             | 0.0                  | 0             | 0                 |
| Drug/Narcotic Violations         | 12            | 7             | -41.7%      | 1.3                  | 4             | 0                 |
| Drug Equipment Violations        | 7             | 1             | -85.7%      | 0.2                  | 1             | 0                 |
| Gambling Offenses                | 0             | 0             |             | 0.0                  | 0             | 0                 |
| Pornography                      | 0             | 0             |             | 0.0                  | 0             | 0                 |
| Prostitution Offenses            | 0             | 0             |             | 0.0                  | 0             | 0                 |
| Weapon Law Violations            | 3             | 2             | -33.3%      | 0.4                  | 0             | 0                 |
| <b>Grand Total</b>               | <b>124</b>    | <b>134</b>    | <b>8.1%</b> | <b>24.6</b>          | <b>49</b>     | <b>8</b>          |

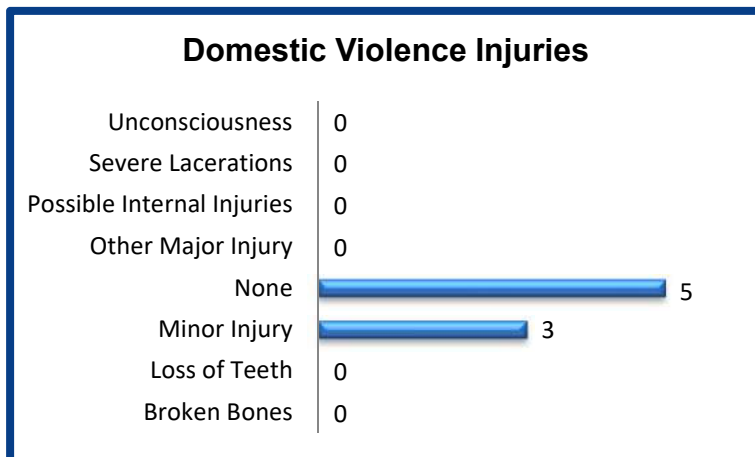
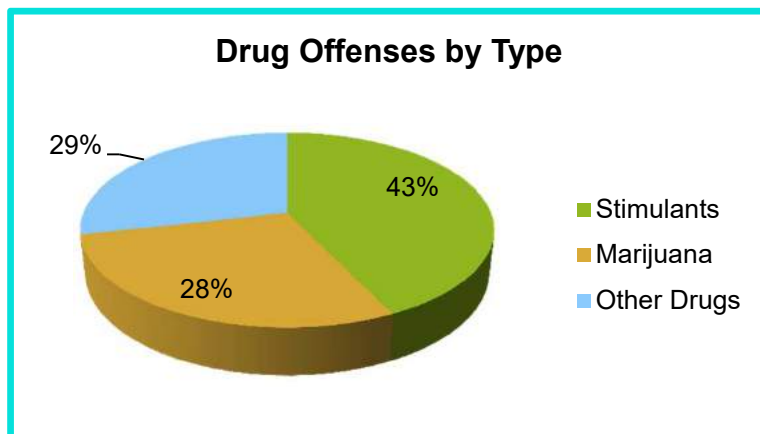
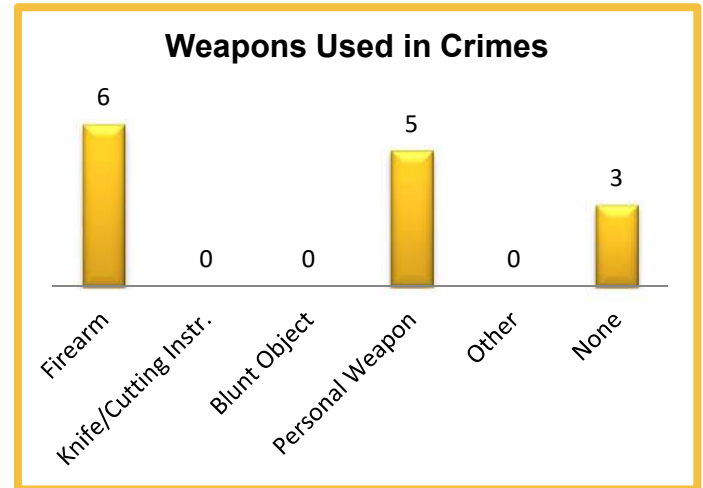
## 2017 Washington NIBRS Submission Agencies

Connell PD

Continued

### 2017 Group B Arrests

| Offense               | Adult     | Juvenile |
|-----------------------|-----------|----------|
| Bad Checks            | 0         | 0        |
| Curfew/Vagrancy       | 0         | 0        |
| Disorderly Conduct    | 0         | 0        |
| Drunkenness           | 0         | 0        |
| DUI                   | 3         | 1        |
| Family Offenses       | 0         | 0        |
| Liquor Law Violations | 1         | 1        |
| Peeping Tom           | 0         | 0        |
| Trespass              | 3         | 0        |
| All Other Offenses    | 15        | 0        |
| <b>Total</b>          | <b>22</b> | <b>2</b> |



### 2017 Property Values by Type

| Type                 | Value           |
|----------------------|-----------------|
| Seized               | \$1             |
| Burned               | \$0             |
| Counterfeited/Forged | \$0             |
| Destroyed/Damaged    | \$5,331         |
| Recovered            | \$3,350         |
| Stolen               | \$25,921        |
| <b>Total</b>         | <b>\$34,603</b> |

## 2017 Washington NIBRS Submission Agencies

**Pasco PD**

Franklin County

Population: 71,680  
Months Reported: 12

**Offense Overview**

Offense Total 4,324  
# of Cleared Offense 1,922  
Percent Cleared 44.4%

**Group A Arrest Overview**

Arrest Total 1,711  
Adult Arrest Total 1,506  
Juvenile Arrest Total 205

| Group A Offenses                 | Reported 2016 | Reported 2017 | % of Change  | Crime Rate per 1,000 | Total Arrests | DV Offense Totals |
|----------------------------------|---------------|---------------|--------------|----------------------|---------------|-------------------|
| Murder                           | 2             | 1             | -50.0%       | 0.0                  | 3             | 0                 |
| Manslaughter                     | 0             | 0             |              | 0.0                  | 0             | 0                 |
| Rape                             | 25            | 20            | -20.0%       | 0.3                  | 5             | 5                 |
| Sodomy                           | 1             | 0             | -100.0%      | 0.0                  | 0             | 0                 |
| Sexual Assault w/Object          | 0             | 0             |              | 0.0                  | 0             | 0                 |
| Fondling                         | 77            | 72            | -6.5%        | 1.0                  | 7             | 0                 |
| Aggravated Assault               | 86            | 92            | 7.0%         | 1.3                  | 95            | 32                |
| Simple Assault                   | 554           | 651           | 17.5%        | 9.1                  | 442           | 389               |
| Intimidation                     | 87            | 83            | -4.6%        | 1.2                  | 20            | 17                |
| Kidnapping                       | 3             | 18            | 500.0%       | 0.3                  | 9             | 10                |
| Incest                           | 1             | 3             | 200.0%       | 0.0                  | 5             | 0                 |
| Statutory Rape                   | 7             | 5             | -28.6%       | 0.1                  | 7             | 0                 |
| Human Trafficking Offenses       | 0             | 0             |              | 0.0                  | 0             | 0                 |
| Violation of No Contact/Protect. | 198           | 243           | 22.7%        | 3.4                  | 186           | 161               |
| Robbery                          | 34            | 43            | 26.5%        | 0.6                  | 30            | 9                 |
| Burglary                         | 308           | 260           | -15.6%       | 3.6                  | 70            | 11                |
| Larceny-Theft Offenses           | 1,177         | 1,033         | -12.2%       | 14.4                 | 232           | 6                 |
| Motor Vehicle Theft              | 218           | 186           | -14.7%       | 2.6                  | 20            | 0                 |
| Arson                            | 17            | 16            | -5.9%        | 0.2                  | 1             | 1                 |
| Destruction of Property          | 689           | 636           | -7.7%        | 8.9                  | 138           | 0                 |
| Counterfeiting/Forgery           | 60            | 44            | -26.7%       | 0.6                  | 14            | 0                 |
| Fraud Offenses                   | 187           | 277           | 48.1%        | 3.9                  | 12            | 0                 |
| Embezzlement                     | 2             | 0             | -100.0%      | 0.0                  | 0             | 0                 |
| Extortion/Blackmail              | 2             | 10            | 400.0%       | 0.1                  | 0             | 0                 |
| Bribery                          | 0             | 0             |              | 0.0                  | 0             | 0                 |
| Stolen Property Offenses         | 63            | 61            | -3.2%        | 0.9                  | 49            | 0                 |
| Animal Cruelty                   | 5             | 4             | -20.0%       | 0.1                  | 2             | 0                 |
| Drug/Narcotic Violations         | 324           | 315           | -2.8%        | 4.4                  | 245           | 0                 |
| Drug Equipment Violations        | 110           | 150           | 36.4%        | 2.1                  | 76            | 0                 |
| Gambling Offenses                | 0             | 0             |              | 0.0                  | 0             | 0                 |
| Pornography                      | 8             | 10            | 25.0%        | 0.1                  | 1             | 0                 |
| Prostitution Offenses            | 8             | 9             | 12.5%        | 0.1                  | 13            | 0                 |
| Weapon Law Violations            | 79            | 82            | 3.8%         | 1.1                  | 29            | 0                 |
| <b>Grand Total</b>               | <b>4,332</b>  | <b>4,324</b>  | <b>-0.2%</b> | <b>60.3</b>          | <b>1,711</b>  | <b>641</b>        |

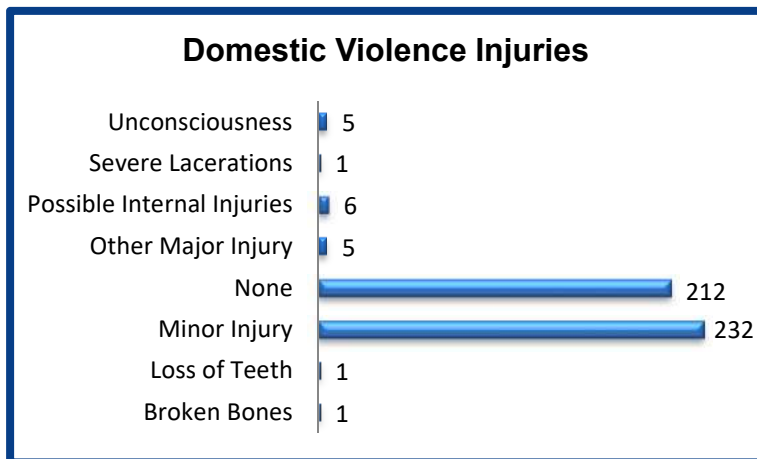
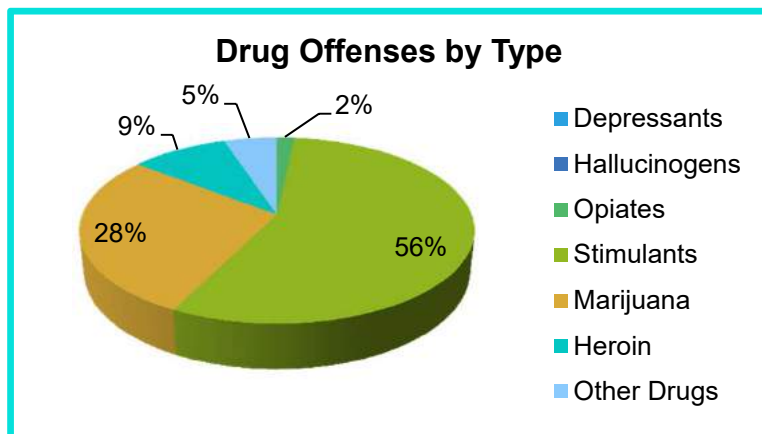
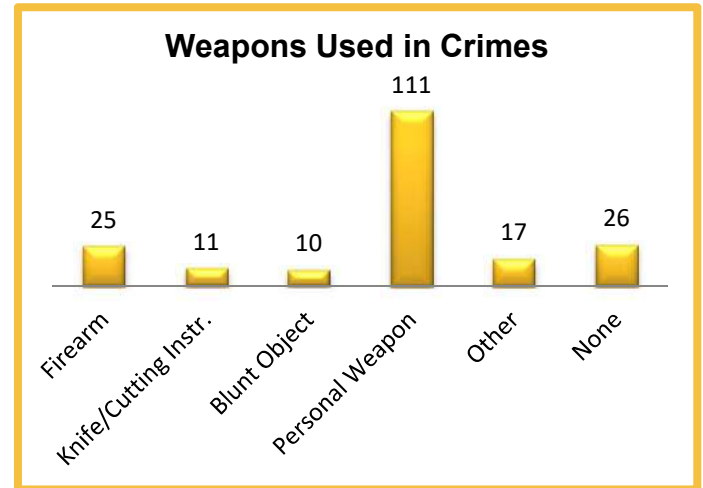
## 2017 Washington NIBRS Submission Agencies

Pasco PD

Continued

### 2017 Group B Arrests

| Offense               | Adult      | Juvenile  |
|-----------------------|------------|-----------|
| Bad Checks            | 2          | 0         |
| Curfew/Vagrancy       | 4          | 0         |
| Disorderly Conduct    | 105        | 32        |
| Drunkenness           | 0          | 0         |
| DUI                   | 150        | 0         |
| Family Offenses       | 6          | 0         |
| Liquor Law Violations | 16         | 7         |
| Peeping Tom           | 1          | 0         |
| Trespass              | 187        | 16        |
| All Other Offenses    | 273        | 22        |
| <b>Total</b>          | <b>744</b> | <b>77</b> |



### 2017 Property Values by Type

| Type                 | Value              |
|----------------------|--------------------|
| Seized               | \$2,523            |
| Burned               | \$50,803           |
| Counterfeited/Forged | \$6,261            |
| Destroyed/Damaged    | \$301,707          |
| Recovered            | \$1,333,419        |
| Stolen               | \$2,454,493        |
| <b>Total</b>         | <b>\$4,149,206</b> |

## 2017 Washington NIBRS Submission Agencies

**Garfield SO**

Garfield County

Population: 2,200  
Months Reported: 12

**Offense Overview**

Offense Total 126  
# of Cleared Offense 34  
Percent Cleared 27.0%

**Group A Arrest Overview**

Arrest Total 27  
Adult Arrest Total 27  
Juvenile Arrest Total 0

| Group A Offenses                 | Reported 2016 | Reported 2017 | % of Change   | Crime Rate per 1,000 | Total Arrests | DV Offense Totals |
|----------------------------------|---------------|---------------|---------------|----------------------|---------------|-------------------|
| Murder                           | 0             | 0             |               | 0.0                  | 0             | 0                 |
| Manslaughter                     | 0             | 0             |               | 0.0                  | 0             | 0                 |
| Rape                             | 0             | 1             |               | 0.5                  | 0             | 1                 |
| Sodomy                           | 0             | 1             |               | 0.5                  | 0             | 0                 |
| Sexual Assault w/Object          | 0             | 0             |               | 0.0                  | 0             | 0                 |
| Fondling                         | 8             | 4             | -50.0%        | 1.8                  | 0             | 0                 |
| Aggravated Assault               | 2             | 1             | -50.0%        | 0.5                  | 0             | 0                 |
| Simple Assault                   | 14            | 17            | 21.4%         | 7.7                  | 8             | 9                 |
| Intimidation                     | 17            | 23            | 35.3%         | 10.5                 | 0             | 1                 |
| Kidnapping                       | 1             | 0             | -100.0%       | 0.0                  | 0             | 0                 |
| Incest                           | 0             | 0             |               | 0.0                  | 0             | 0                 |
| Statutory Rape                   | 0             | 0             |               | 0.0                  | 0             | 0                 |
| Human Trafficking Offenses       | 0             | 0             |               | 0.0                  | 0             | 0                 |
| Violation of No Contact/Protect. | 11            | 14            | 27.3%         | 6.4                  | 7             | 6                 |
| Robbery                          | 0             | 0             |               | 0.0                  | 0             | 0                 |
| Burglary                         | 31            | 16            | -48.4%        | 7.3                  | 1             | 2                 |
| Larceny-Theft Offenses           | 32            | 19            | -40.6%        | 8.6                  | 1             | 0                 |
| Motor Vehicle Theft              | 2             | 1             | -50.0%        | 0.5                  | 2             | 0                 |
| Arson                            | 1             | 1             | 0.0%          | 0.5                  | 1             | 0                 |
| Destruction of Property          | 22            | 8             | -63.6%        | 3.6                  | 1             | 0                 |
| Counterfeiting/Forgery           | 0             | 0             |               | 0.0                  | 0             | 0                 |
| Fraud Offenses                   | 0             | 0             |               | 0.0                  | 0             | 0                 |
| Embezzlement                     | 0             | 0             |               | 0.0                  | 0             | 0                 |
| Extortion/Blackmail              | 0             | 0             |               | 0.0                  | 0             | 0                 |
| Bribery                          | 0             | 0             |               | 0.0                  | 0             | 0                 |
| Stolen Property Offenses         | 0             | 0             |               | 0.0                  | 0             | 0                 |
| Animal Cruelty                   | 1             | 1             | 0.0%          | 0.5                  | 0             | 0                 |
| Drug/Narcotic Violations         | 11            | 10            | -9.1%         | 4.5                  | 3             | 0                 |
| Drug Equipment Violations        | 8             | 2             | -75.0%        | 0.9                  | 1             | 0                 |
| Gambling Offenses                | 0             | 0             |               | 0.0                  | 0             | 0                 |
| Pornography                      | 0             | 0             |               | 0.0                  | 0             | 0                 |
| Prostitution Offenses            | 0             | 0             |               | 0.0                  | 0             | 0                 |
| Weapon Law Violations            | 7             | 7             | 0.0%          | 3.2                  | 2             | 0                 |
| <b>Grand Total</b>               | <b>168</b>    | <b>126</b>    | <b>-25.0%</b> | <b>57.3</b>          | <b>27</b>     | <b>19</b>         |


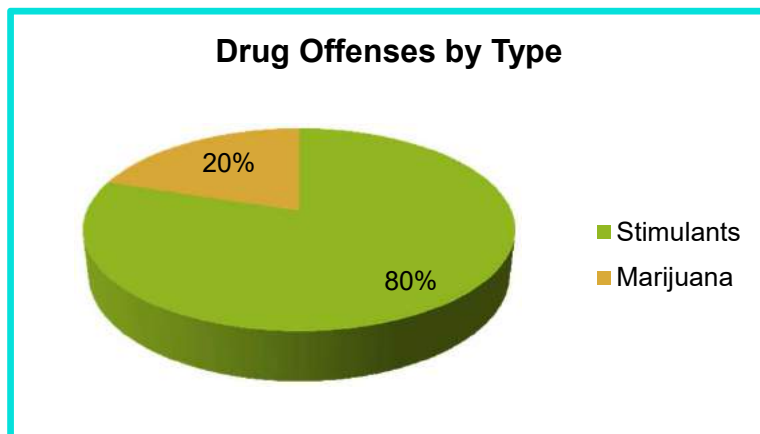
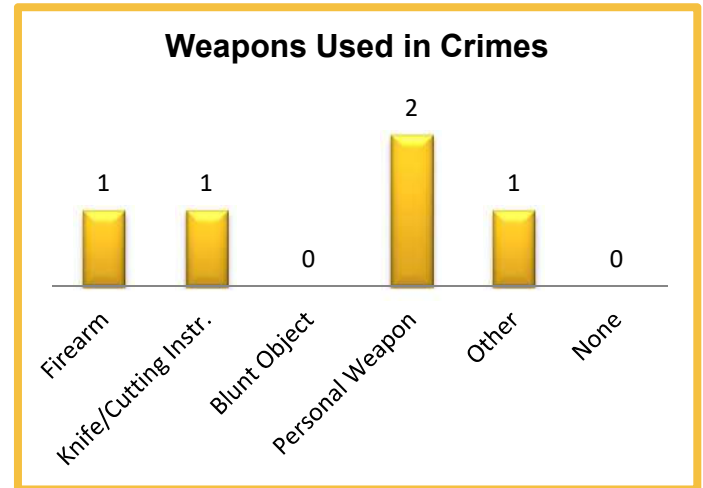
## 2017 Washington NIBRS Submission Agencies

Garfield SO

Continued

### 2017 Group B Arrests

| Offense               | Adult      | Juvenile |
|-----------------------|------------|----------|
| Bad Checks            | 4          | 0        |
| Curfew/Vagrancy       | 0          | 0        |
| Disorderly Conduct    | 6          | 0        |
| Drunkenness           | 0          | 0        |
| DUI                   | 21         | 0        |
| Family Offenses       | 0          | 0        |
| Liquor Law Violations | 12         | 0        |
| Peeping Tom           | 0          | 0        |
| Trespass              | 1          | 0        |
| All Other Offenses    | 105        | 1        |
| <b>Total</b>          | <b>149</b> | <b>1</b> |



### 2017 Property Values by Type

| Type                 | Value           |
|----------------------|-----------------|
| Seized               | \$1,169         |
| Burned               | \$50            |
| Counterfeited/Forged | \$0             |
| Destroyed/Damaged    | \$1,178         |
| Recovered            | \$5,340         |
| Stolen               | \$23,521        |
| <b>Total</b>         | <b>\$31,258</b> |

## 2017 Washington NIBRS Submission Agencies

**Grant SO**

Grant County

Population: 44,130  
Months Reported: 12

**Offense Overview**

Offense Total 1,912  
# of Cleared Offense 421  
Percent Cleared 22.0%

**Group A Arrest Overview**

Arrest Total 317  
Adult Arrest Total 299  
Juvenile Arrest Total 18

| Group A Offenses                 | Reported 2016 | Reported 2017 | % of Change   | Crime Rate per 1,000 | Total Arrests | DV Offense Totals |
|----------------------------------|---------------|---------------|---------------|----------------------|---------------|-------------------|
| Murder                           | 2             | 2             | 0.0%          | 0.0                  | 3             | 1                 |
| Manslaughter                     | 0             | 0             |               | 0.0                  | 1             | 0                 |
| Rape                             | 9             | 13            | 44.4%         | 0.3                  | 1             | 2                 |
| Sodomy                           | 1             | 0             | -100.0%       | 0.0                  | 0             | 0                 |
| Sexual Assault w/Object          | 1             | 0             | -100.0%       | 0.0                  | 0             | 0                 |
| Fondling                         | 8             | 6             | -25.0%        | 0.1                  | 2             | 1                 |
| Aggravated Assault               | 62            | 70            | 12.9%         | 1.6                  | 21            | 20                |
| Simple Assault                   | 293           | 288           | -1.7%         | 6.5                  | 119           | 195               |
| Intimidation                     | 33            | 10            | -69.7%        | 0.2                  | 4             | 5                 |
| Kidnapping                       | 9             | 5             | -44.4%        | 0.1                  | 3             | 3                 |
| Incest                           | 1             | 0             | -100.0%       | 0.0                  | 0             | 0                 |
| Statutory Rape                   | 3             | 0             | -100.0%       | 0.0                  | 0             | 0                 |
| Human Trafficking Offenses       | 0             | 0             |               | 0.0                  | 0             | 0                 |
| Violation of No Contact/Protect. | 59            | 51            | -13.6%        | 1.2                  | 13            | 6                 |
| Robbery                          | 8             | 12            | 50.0%         | 0.3                  | 4             | 1                 |
| Burglary                         | 366           | 281           | -23.2%        | 6.4                  | 24            | 4                 |
| Larceny-Theft Offenses           | 780           | 583           | -25.3%        | 13.2                 | 12            | 0                 |
| Motor Vehicle Theft              | 180           | 136           | -24.4%        | 3.1                  | 5             | 1                 |
| Arson                            | 7             | 4             | -42.9%        | 0.1                  | 0             | 0                 |
| Destruction of Property          | 328           | 283           | -13.7%        | 6.4                  | 19            | 0                 |
| Counterfeiting/Forgery           | 8             | 12            | 50.0%         | 0.3                  | 2             | 0                 |
| Fraud Offenses                   | 15            | 17            | 13.3%         | 0.4                  | 0             | 0                 |
| Embezzlement                     | 0             | 0             |               | 0.0                  | 0             | 0                 |
| Extortion/Blackmail              | 0             | 0             |               | 0.0                  | 0             | 0                 |
| Bribery                          | 0             | 0             |               | 0.0                  | 0             | 0                 |
| Stolen Property Offenses         | 33            | 20            | -39.4%        | 0.5                  | 10            | 0                 |
| Animal Cruelty                   | 0             | 0             |               | 0.0                  | 0             | 0                 |
| Drug/Narcotic Violations         | 94            | 87            | -7.4%         | 2.0                  | 61            | 0                 |
| Drug Equipment Violations        | 3             | 4             | 33.3%         | 0.1                  | 2             | 0                 |
| Gambling Offenses                | 0             | 0             |               | 0.0                  | 0             | 0                 |
| Pornography                      | 0             | 0             |               | 0.0                  | 0             | 0                 |
| Prostitution Offenses            | 0             | 0             |               | 0.0                  | 0             | 0                 |
| Weapon Law Violations            | 24            | 28            | 16.7%         | 0.6                  | 11            | 0                 |
| <b>Grand Total</b>               | <b>2,327</b>  | <b>1,912</b>  | <b>-17.8%</b> | <b>43.3</b>          | <b>317</b>    | <b>239</b>        |

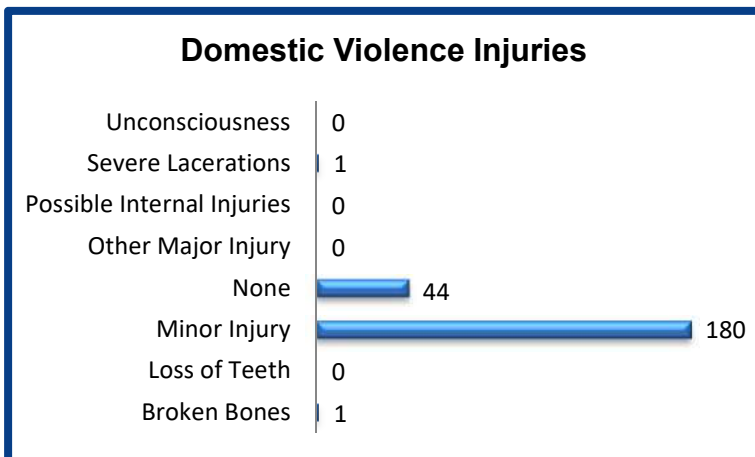
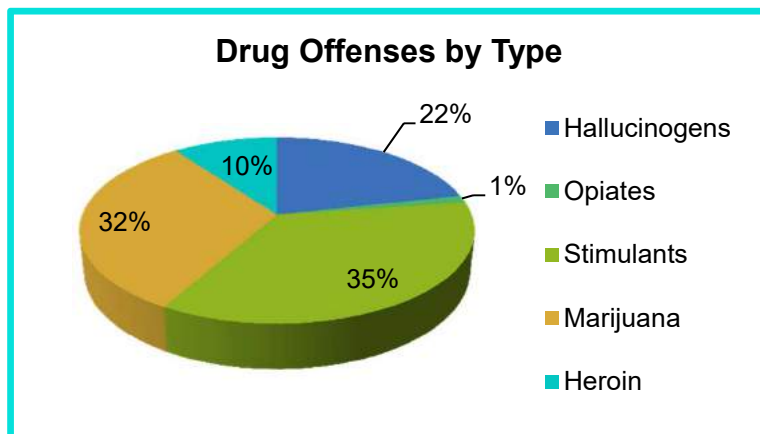
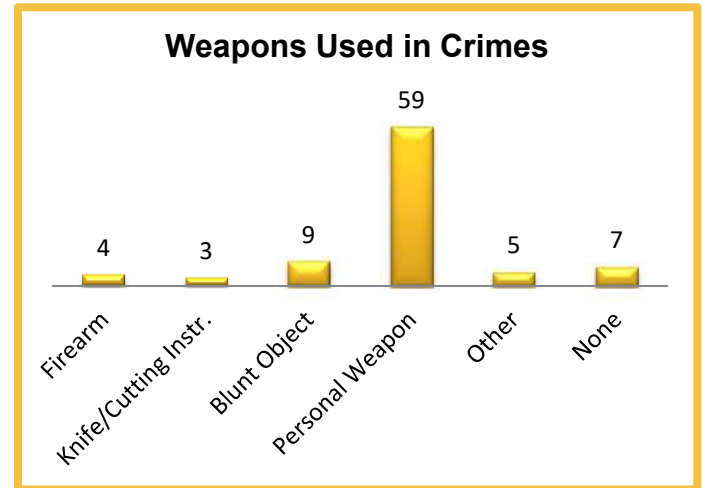
## 2017 Washington NIBRS Submission Agencies

Grant SO

Continued

### 2017 Group B Arrests

| Offense               | Adult      | Juvenile |
|-----------------------|------------|----------|
| Bad Checks            | 0          | 0        |
| Curfew/Vagrancy       | 0          | 0        |
| Disorderly Conduct    | 5          | 0        |
| Drunkenness           | 0          | 0        |
| DUI                   | 11         | 0        |
| Family Offenses       | 0          | 0        |
| Liquor Law Violations | 5          | 0        |
| Peeping Tom           | 0          | 0        |
| Trespass              | 18         | 2        |
| All Other Offenses    | 163        | 0        |
| <b>Total</b>          | <b>202</b> | <b>2</b> |



### 2017 Property Values by Type

| Type                 | Value              |
|----------------------|--------------------|
| Seized               | \$5,060            |
| Burned               | \$67,250           |
| Counterfeited/Forged | \$100              |
| Destroyed/Damaged    | \$271,220          |
| Recovered            | \$830,613          |
| Stolen               | \$2,937,356        |
| <b>Total</b>         | <b>\$4,111,599</b> |

## 2017 Washington NIBRS Submission Agencies

**Ephrata PD**

Grant County

Population: 8,005  
Months Reported: 12

**Offense Overview**

Offense Total 692  
# of Cleared Offense 119  
Percent Cleared 17.2%

**Group A Arrest Overview**

Arrest Total 101  
Adult Arrest Total 101  
Juvenile Arrest Total 0

| Group A Offenses                 | Reported 2016 | Reported 2017 | % of Change | Crime Rate per 1,000 | Total Arrests | DV Offense Totals |
|----------------------------------|---------------|---------------|-------------|----------------------|---------------|-------------------|
| Murder                           | 0             | 0             |             | 0.0                  | 0             | 0                 |
| Manslaughter                     | 1             | 0             | -100.0%     | 0.0                  | 0             | 0                 |
| Rape                             | 3             | 1             | -66.7%      | 0.1                  | 0             | 0                 |
| Sodomy                           | 1             | 0             | -100.0%     | 0.0                  | 0             | 0                 |
| Sexual Assault w/Object          | 0             | 1             |             | 0.1                  | 0             | 0                 |
| Fondling                         | 3             | 5             | 66.7%       | 0.6                  | 0             | 1                 |
| Aggravated Assault               | 13            | 9             | -30.8%      | 1.1                  | 6             | 5                 |
| Simple Assault                   | 95            | 94            | -1.1%       | 11.7                 | 41            | 68                |
| Intimidation                     | 5             | 24            | 380.0%      | 3.0                  | 0             | 6                 |
| Kidnapping                       | 3             | 3             | 0.0%        | 0.4                  | 1             | 3                 |
| Incest                           | 0             | 0             |             | 0.0                  | 0             | 0                 |
| Statutory Rape                   | 0             | 0             |             | 0.0                  | 0             | 0                 |
| Human Trafficking Offenses       | 0             | 0             |             | 0.0                  | 0             | 0                 |
| Violation of No Contact/Protect. | 32            | 23            | -28.1%      | 2.9                  | 5             | 18                |
| Robbery                          | 3             | 4             | 33.3%       | 0.5                  | 2             | 0                 |
| Burglary                         | 97            | 95            | -2.1%       | 11.9                 | 17            | 4                 |
| Larceny-Theft Offenses           | 301           | 307           | 2.0%        | 38.4                 | 14            | 1                 |
| Motor Vehicle Theft              | 15            | 22            | 46.7%       | 2.7                  | 1             | 1                 |
| Arson                            | 0             | 0             |             | 0.0                  | 0             | 0                 |
| Destruction of Property          | 18            | 7             | -61.1%      | 0.9                  | 2             | 0                 |
| Counterfeiting/Forgery           | 1             | 3             | 200.0%      | 0.4                  | 1             | 0                 |
| Fraud Offenses                   | 33            | 36            | 9.1%        | 4.5                  | 1             | 0                 |
| Embezzlement                     | 4             | 5             | 25.0%       | 0.6                  | 0             | 0                 |
| Extortion/Blackmail              | 0             | 0             |             | 0.0                  | 0             | 0                 |
| Bribery                          | 0             | 0             |             | 0.0                  | 0             | 0                 |
| Stolen Property Offenses         | 1             | 2             | 100.0%      | 0.2                  | 4             | 0                 |
| Animal Cruelty                   | 0             | 0             |             | 0.0                  | 0             | 0                 |
| Drug/Narcotic Violations         | 32            | 35            | 9.4%        | 4.4                  | 6             | 0                 |
| Drug Equipment Violations        | 10            | 2             | -80.0%      | 0.2                  | 0             | 0                 |
| Gambling Offenses                | 0             | 0             |             | 0.0                  | 0             | 0                 |
| Pornography                      | 1             | 2             | 100.0%      | 0.2                  | 0             | 0                 |
| Prostitution Offenses            | 0             | 0             |             | 0.0                  | 0             | 0                 |
| Weapon Law Violations            | 2             | 12            | 500.0%      | 1.5                  | 0             | 0                 |
| <b>Grand Total</b>               | <b>674</b>    | <b>692</b>    | <b>2.7%</b> | <b>86.4</b>          | <b>101</b>    | <b>107</b>        |

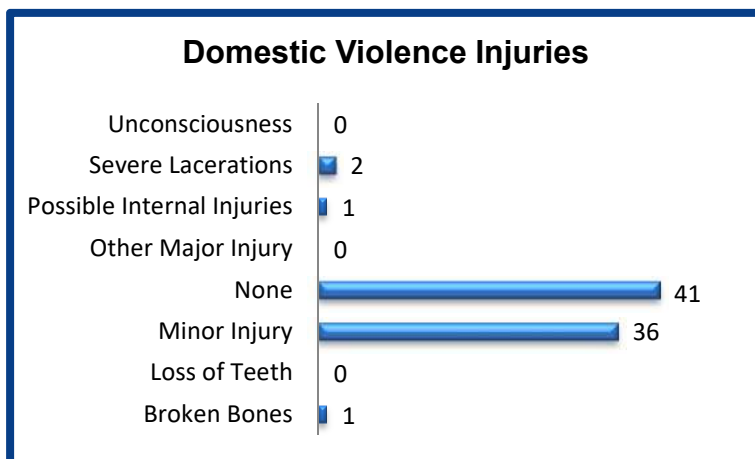
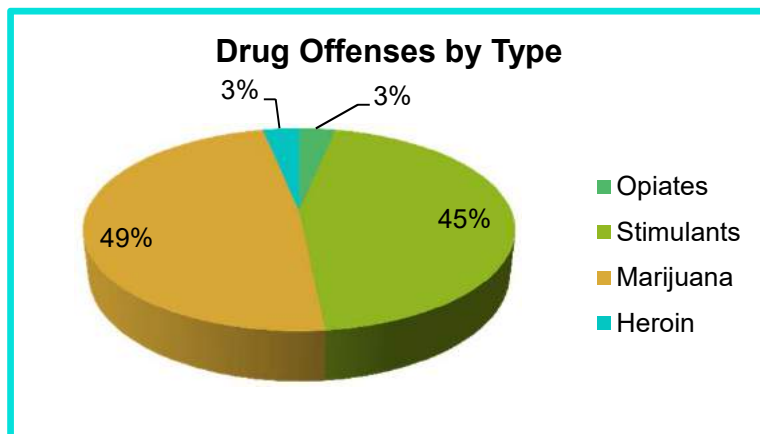
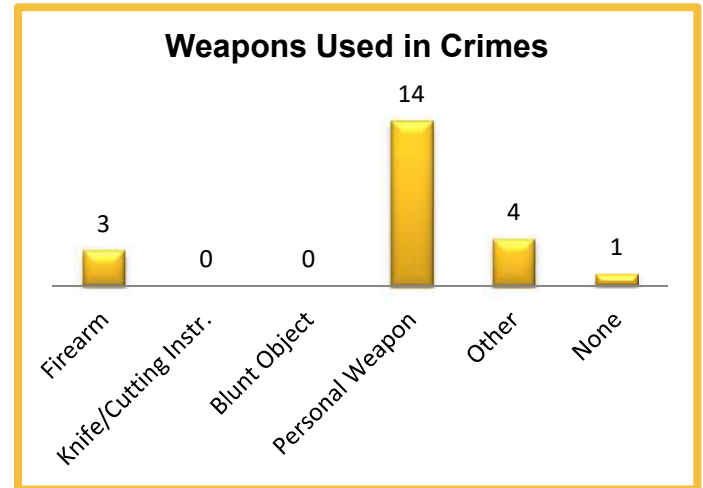
## 2017 Washington NIBRS Submission Agencies

Ephrata PD

Continued

### 2017 Group B Arrests

| Offense               | Adult     | Juvenile |
|-----------------------|-----------|----------|
| Bad Checks            | 0         | 0        |
| Curfew/Vagrancy       | 0         | 0        |
| Disorderly Conduct    | 1         | 0        |
| Drunkenness           | 0         | 0        |
| DUI                   | 3         | 0        |
| Family Offenses       | 2         | 0        |
| Liquor Law Violations | 0         | 0        |
| Peeping Tom           | 0         | 0        |
| Trespass              | 1         | 0        |
| All Other Offenses    | 69        | 0        |
| <b>Total</b>          | <b>76</b> | <b>0</b> |



### 2017 Property Values by Type

| Type                 | Value            |
|----------------------|------------------|
| Seized               | \$4              |
| Burned               | \$0              |
| Counterfeited/Forged | \$150            |
| Destroyed/Damaged    | \$42,550         |
| Recovered            | \$121,503        |
| Stolen               | \$255,891        |
| <b>Total</b>         | <b>\$420,098</b> |

## 2017 Washington NIBRS Submission Agencies

**Grand Coulee PD**

Grant County

Population: 2,075  
Months Reported: 12

### Offense Overview

Offense Total 175  
# of Cleared Offense 70  
Percent Cleared 40.0%

### Group A Arrest Overview

Arrest Total 65  
Adult Arrest Total 64  
Juvenile Arrest Total 1

| Group A Offenses                 | Reported 2016 | Reported 2017 | % of Change   | Crime Rate per 1,000 | Total Arrests | DV Offense Totals |
|----------------------------------|---------------|---------------|---------------|----------------------|---------------|-------------------|
| Murder                           | 0             | 0             |               | 0.0                  | 0             | 0                 |
| Manslaughter                     | 0             | 0             |               | 0.0                  | 0             | 0                 |
| Rape                             | 0             | 0             |               | 0.0                  | 0             | 0                 |
| Sodomy                           | 0             | 0             |               | 0.0                  | 0             | 0                 |
| Sexual Assault w/Object          | 0             | 0             |               | 0.0                  | 0             | 0                 |
| Fondling                         | 0             | 0             |               | 0.0                  | 0             | 0                 |
| Aggravated Assault               | 2             | 0             | -100.0%       | 0.0                  | 0             | 0                 |
| Simple Assault                   | 31            | 31            | 0.0%          | 14.9                 | 24            | 22                |
| Intimidation                     | 1             | 5             | 400.0%        | 2.4                  | 4             | 1                 |
| Kidnapping                       | 0             | 2             |               | 1.0                  | 0             | 0                 |
| Incest                           | 0             | 0             |               | 0.0                  | 0             | 0                 |
| Statutory Rape                   | 0             | 0             |               | 0.0                  | 0             | 0                 |
| Human Trafficking Offenses       | 0             | 0             |               | 0.0                  | 0             | 0                 |
| Violation of No Contact/Protect. | 4             | 6             | 50.0%         | 2.9                  | 5             | 1                 |
| Robbery                          | 1             | 0             | -100.0%       | 0.0                  | 0             | 0                 |
| Burglary                         | 58            | 31            | -46.6%        | 14.9                 | 6             | 1                 |
| Larceny-Theft Offenses           | 77            | 54            | -29.9%        | 26.0                 | 8             | 0                 |
| Motor Vehicle Theft              | 20            | 13            | -35.0%        | 6.3                  | 4             | 1                 |
| Arson                            | 0             | 0             |               | 0.0                  | 0             | 0                 |
| Destruction of Property          | 14            | 16            | 14.3%         | 7.7                  | 4             | 0                 |
| Counterfeiting/Forgery           | 1             | 4             | 300.0%        | 1.9                  | 0             | 0                 |
| Fraud Offenses                   | 3             | 1             | -66.7%        | 0.5                  | 0             | 0                 |
| Embezzlement                     | 0             | 0             |               | 0.0                  | 0             | 0                 |
| Extortion/Blackmail              | 0             | 1             |               | 0.5                  | 0             | 0                 |
| Bribery                          | 0             | 0             |               | 0.0                  | 0             | 0                 |
| Stolen Property Offenses         | 1             | 2             | 100.0%        | 1.0                  | 1             | 0                 |
| Animal Cruelty                   | 0             | 0             |               | 0.0                  | 0             | 0                 |
| Drug/Narcotic Violations         | 6             | 8             | 33.3%         | 3.9                  | 8             | 0                 |
| Drug Equipment Violations        | 0             | 0             |               | 0.0                  | 0             | 0                 |
| Gambling Offenses                | 0             | 0             |               | 0.0                  | 0             | 0                 |
| Pornography                      | 0             | 0             |               | 0.0                  | 0             | 0                 |
| Prostitution Offenses            | 0             | 0             |               | 0.0                  | 0             | 0                 |
| Weapon Law Violations            | 0             | 1             |               | 0.5                  | 1             | 0                 |
| <b>Grand Total</b>               | <b>219</b>    | <b>175</b>    | <b>-20.1%</b> | <b>84.3</b>          | <b>65</b>     | <b>26</b>         |

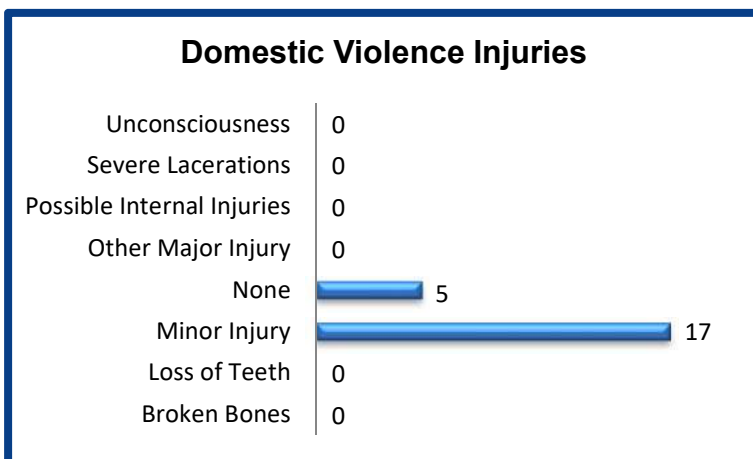
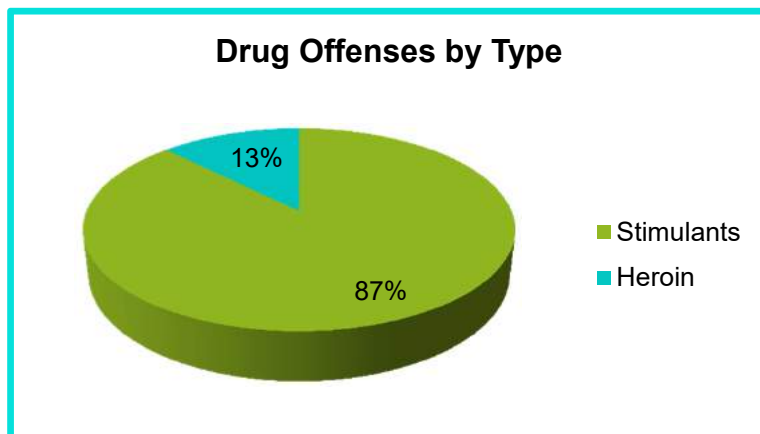
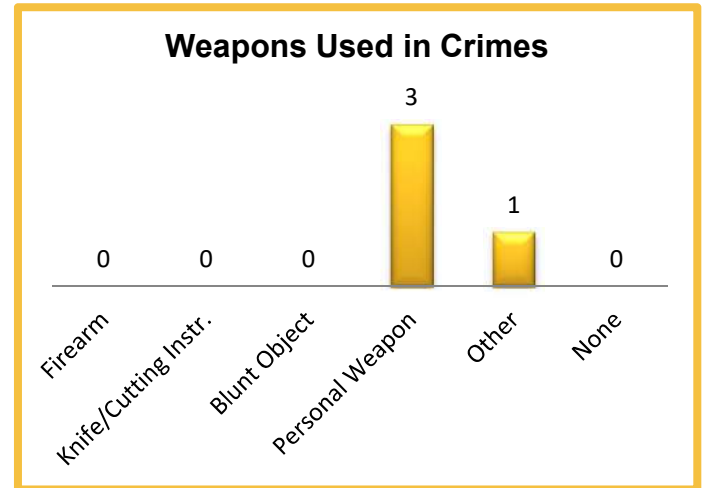
## 2017 Washington NIBRS Submission Agencies

Grand Coulee PD

Continued

### 2017 Group B Arrests

| Offense               | Adult     | Juvenile |
|-----------------------|-----------|----------|
| Bad Checks            | 0         | 0        |
| Curfew/Vagrancy       | 0         | 0        |
| Disorderly Conduct    | 2         | 0        |
| Drunkenness           | 0         | 0        |
| DUI                   | 6         | 0        |
| Family Offenses       | 0         | 0        |
| Liquor Law Violations | 0         | 0        |
| Peeping Tom           | 0         | 0        |
| Trespass              | 5         | 0        |
| All Other Offenses    | 22        | 0        |
| <b>Total</b>          | <b>35</b> | <b>0</b> |



### 2017 Property Values by Type

| Type                 | Value            |
|----------------------|------------------|
| Seized               | \$0              |
| Burned               | \$0              |
| Counterfeited/Forged | \$60             |
| Destroyed/Damaged    | \$16,507         |
| Recovered            | \$42,470         |
| Stolen               | \$125,021        |
| <b>Total</b>         | <b>\$184,058</b> |

## 2017 Washington NIBRS Submission Agencies

**Mattawa PD**

Grant County

Population: 4,805  
Months Reported: 12

**Offense Overview**

Offense Total 96  
# of Cleared Offense 0  
Percent Cleared 0.0%

**Group A Arrest Overview**

Arrest Total 0  
Adult Arrest Total 0  
Juvenile Arrest Total 0

| Group A Offenses                 | Reported 2016 | Reported 2017 | % of Change  | Crime Rate per 1,000 | Total Arrests | DV Offense Totals |
|----------------------------------|---------------|---------------|--------------|----------------------|---------------|-------------------|
| Murder                           | 0             | 0             |              | 0.0                  | 0             | 0                 |
| Manslaughter                     | 0             | 0             |              | 0.0                  | 0             | 0                 |
| Rape                             | 0             | 2             |              | 0.4                  | 0             | 0                 |
| Sodomy                           | 0             | 0             |              | 0.0                  | 0             | 0                 |
| Sexual Assault w/Object          | 0             | 0             |              | 0.0                  | 0             | 0                 |
| Fondling                         | 1             | 0             | -100.0%      | 0.0                  | 0             | 0                 |
| Aggravated Assault               | 2             | 1             | -50.0%       | 0.2                  | 0             | 1                 |
| Simple Assault                   | 8             | 11            | 37.5%        | 2.3                  | 0             | 7                 |
| Intimidation                     | 0             | 0             |              | 0.0                  | 0             | 0                 |
| Kidnapping                       | 0             | 0             |              | 0.0                  | 0             | 0                 |
| Incest                           | 0             | 0             |              | 0.0                  | 0             | 0                 |
| Statutory Rape                   | 0             | 0             |              | 0.0                  | 0             | 0                 |
| Human Trafficking Offenses       | 0             | 0             |              | 0.0                  | 0             | 0                 |
| Violation of No Contact/Protect. | 3             | 2             | -33.3%       | 0.4                  | 0             | 0                 |
| Robbery                          | 2             | 1             | -50.0%       | 0.2                  | 0             | 0                 |
| Burglary                         | 5             | 16            | 220.0%       | 3.3                  | 0             | 0                 |
| Larceny-Theft Offenses           | 20            | 32            | 60.0%        | 6.7                  | 0             | 0                 |
| Motor Vehicle Theft              | 9             | 11            | 22.2%        | 2.3                  | 0             | 1                 |
| Arson                            | 1             | 0             | -100.0%      | 0.0                  | 0             | 0                 |
| Destruction of Property          | 3             | 11            | 266.7%       | 2.3                  | 0             | 0                 |
| Counterfeiting/Forgery           | 0             | 1             |              | 0.2                  | 0             | 0                 |
| Fraud Offenses                   | 3             | 5             | 66.7%        | 1.0                  | 0             | 0                 |
| Embezzlement                     | 0             | 0             |              | 0.0                  | 0             | 0                 |
| Extortion/Blackmail              | 0             | 0             |              | 0.0                  | 0             | 0                 |
| Bribery                          | 0             | 0             |              | 0.0                  | 0             | 0                 |
| Stolen Property Offenses         | 0             | 0             |              | 0.0                  | 0             | 0                 |
| Animal Cruelty                   | 0             | 0             |              | 0.0                  | 0             | 0                 |
| Drug/Narcotic Violations         | 4             | 2             | -50.0%       | 0.4                  | 0             | 0                 |
| Drug Equipment Violations        | 0             | 0             |              | 0.0                  | 0             | 0                 |
| Gambling Offenses                | 0             | 0             |              | 0.0                  | 0             | 0                 |
| Pornography                      | 0             | 0             |              | 0.0                  | 0             | 0                 |
| Prostitution Offenses            | 0             | 0             |              | 0.0                  | 0             | 0                 |
| Weapon Law Violations            | 0             | 1             |              | 0.2                  | 0             | 0                 |
| <b>Grand Total</b>               | <b>61</b>     | <b>96</b>     | <b>57.4%</b> | <b>20.0</b>          | <b>0</b>      | <b>9</b>          |

## 2017 Washington NIBRS Submission Agencies

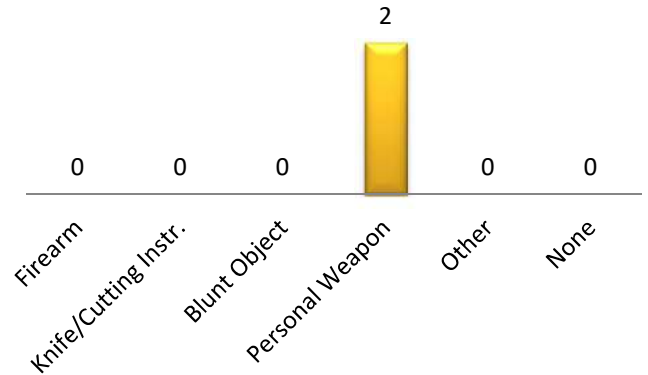
Mattawa PD

Continued

### 2017 Group B Arrests

| Offense               | Adult    | Juvenile |
|-----------------------|----------|----------|
| Bad Checks            | 0        | 0        |
| Curfew/Vagrancy       | 0        | 0        |
| Disorderly Conduct    | 0        | 0        |
| Drunkenness           | 0        | 0        |
| DUI                   | 0        | 0        |
| Family Offenses       | 0        | 0        |
| Liquor Law Violations | 0        | 0        |
| Peeping Tom           | 0        | 0        |
| Trespass              | 0        | 0        |
| All Other Offenses    | 0        | 0        |
| <b>Total</b>          | <b>0</b> | <b>0</b> |

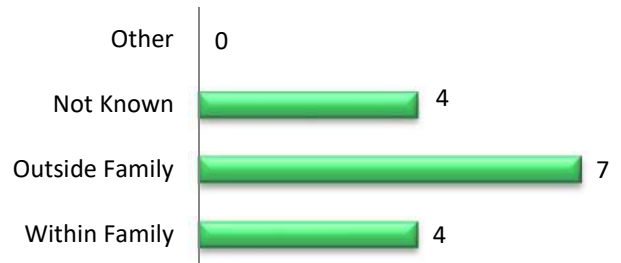
### Weapons Used in Crimes



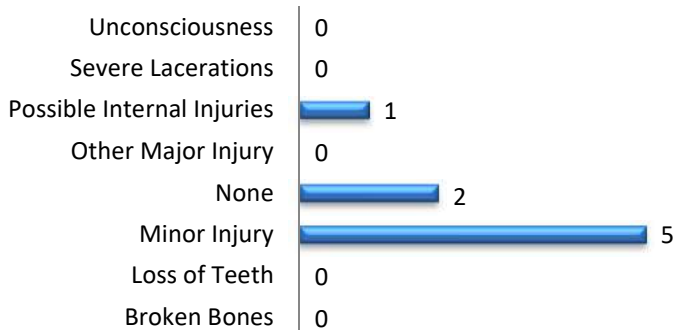
### Drug Offenses by Type

**No Drug Offenses by Type  
Reported**

### Relationship of Victim to Offender



### Domestic Violence Injuries



### 2017 Property Values by Type

| Type                 | Value           |
|----------------------|-----------------|
| Seized               | \$0             |
| Burned               | \$0             |
| Counterfeited/Forged | \$20            |
| Destroyed/Damaged    | \$6,650         |
| Recovered            | \$23,567        |
| Stolen               | \$53,575        |
| <b>Total</b>         | <b>\$83,812</b> |

## 2017 Washington NIBRS Submission Agencies

**Moses Lake PD**

Grant County

Population: 22,720  
Months Reported: 12

**Offense Overview**

Offense Total 2,331  
# of Cleared Offense 1,175  
Percent Cleared 50.4%

**Group A Arrest Overview**

Arrest Total 990  
Adult Arrest Total 804  
Juvenile Arrest Total 186

| Group A Offenses                 | Reported 2016 | Reported 2017 | % of Change   | Crime Rate per 1,000 | Total Arrests | DV Offense Totals |
|----------------------------------|---------------|---------------|---------------|----------------------|---------------|-------------------|
| Murder                           | 1             | 0             | -100.0%       | 0.0                  | 1             | 0                 |
| Manslaughter                     | 0             | 0             |               | 0.0                  | 0             | 0                 |
| Rape                             | 13            | 9             | -30.8%        | 0.4                  | 8             | 4                 |
| Sodomy                           | 0             | 6             |               | 0.3                  | 2             | 2                 |
| Sexual Assault w/Object          | 0             | 1             |               | 0.0                  | 1             | 1                 |
| Fondling                         | 8             | 8             | 0.0%          | 0.4                  | 5             | 4                 |
| Aggravated Assault               | 88            | 100           | 13.6%         | 4.4                  | 44            | 47                |
| Simple Assault                   | 372           | 321           | -13.7%        | 14.1                 | 262           | 224               |
| Intimidation                     | 1             | 1             | 0.0%          | 0.0                  | 0             | 0                 |
| Kidnapping                       | 16            | 13            | -18.8%        | 0.6                  | 5             | 11                |
| Incest                           | 0             | 0             |               | 0.0                  | 0             | 0                 |
| Statutory Rape                   | 1             | 2             | 100.0%        | 0.1                  | 2             | 0                 |
| Human Trafficking Offenses       | 0             | 0             |               | 0.0                  | 0             | 0                 |
| Violation of No Contact/Protect. | 92            | 77            | -16.3%        | 3.4                  | 56            | 72                |
| Robbery                          | 12            | 19            | 58.3%         | 0.8                  | 22            | 2                 |
| Burglary                         | 262           | 165           | -37.0%        | 7.3                  | 78            | 7                 |
| Larceny-Theft Offenses           | 1,010         | 843           | -16.5%        | 37.1                 | 244           | 12                |
| Motor Vehicle Theft              | 107           | 90            | -15.9%        | 4.0                  | 10            | 6                 |
| Arson                            | 5             | 2             | -60.0%        | 0.1                  | 1             | 0                 |
| Destruction of Property          | 302           | 198           | -34.4%        | 8.7                  | 39            | 0                 |
| Counterfeiting/Forgery           | 56            | 39            | -30.4%        | 1.7                  | 14            | 0                 |
| Fraud Offenses                   | 83            | 67            | -19.3%        | 2.9                  | 7             | 0                 |
| Embezzlement                     | 9             | 13            | 44.4%         | 0.6                  | 3             | 0                 |
| Extortion/Blackmail              | 1             | 1             | 0.0%          | 0.0                  | 0             | 0                 |
| Bribery                          | 0             | 0             |               | 0.0                  | 0             | 0                 |
| Stolen Property Offenses         | 49            | 30            | -38.8%        | 1.3                  | 17            | 0                 |
| Animal Cruelty                   | 0             | 0             |               | 0.0                  | 0             | 0                 |
| Drug/Narcotic Violations         | 184           | 187           | 1.6%          | 8.2                  | 157           | 0                 |
| Drug Equipment Violations        | 89            | 105           | 18.0%         | 4.6                  | 2             | 0                 |
| Gambling Offenses                | 0             | 0             |               | 0.0                  | 0             | 0                 |
| Pornography                      | 1             | 3             | 200.0%        | 0.1                  | 0             | 0                 |
| Prostitution Offenses            | 1             | 2             | 100.0%        | 0.1                  | 0             | 0                 |
| Weapon Law Violations            | 49            | 29            | -40.8%        | 1.3                  | 10            | 0                 |
| <b>Grand Total</b>               | <b>2,812</b>  | <b>2,331</b>  | <b>-17.1%</b> | <b>102.6</b>         | <b>990</b>    | <b>392</b>        |

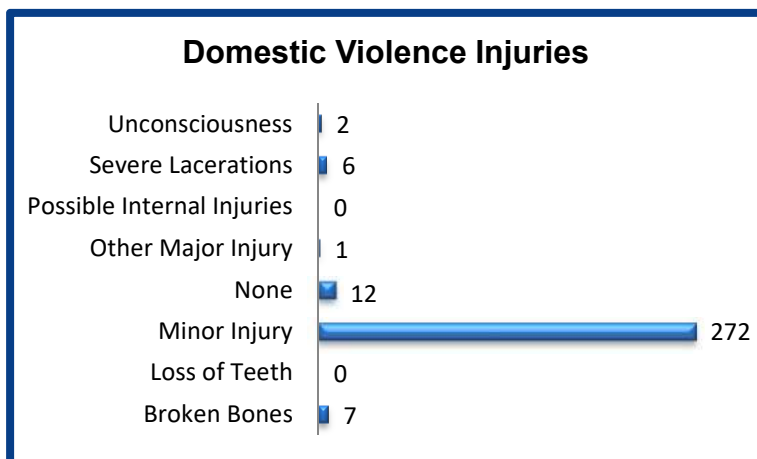
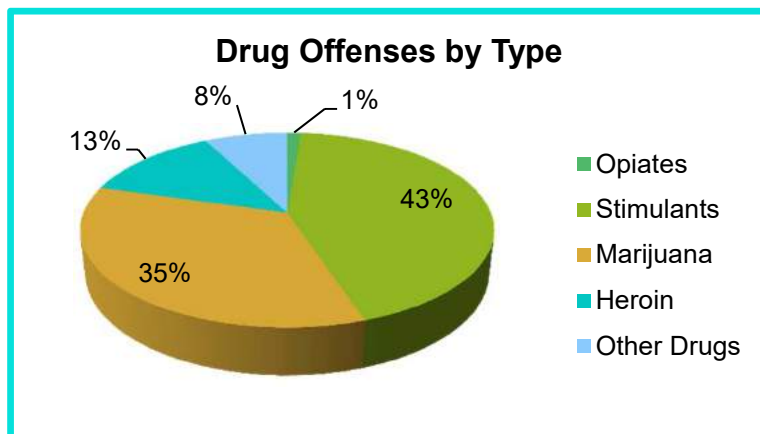
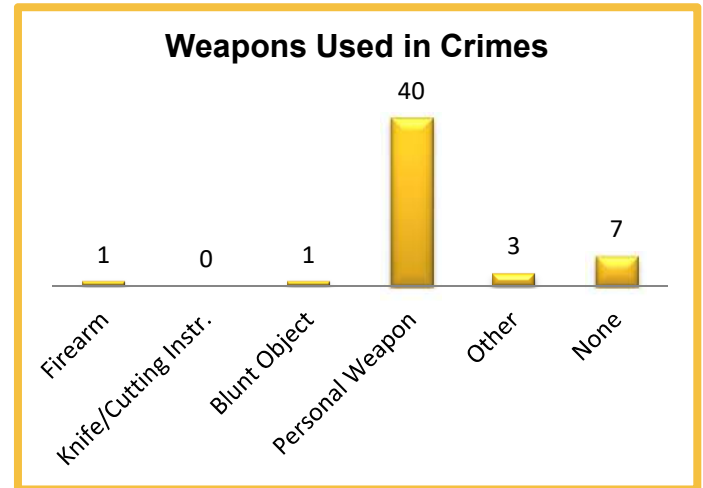
## 2017 Washington NIBRS Submission Agencies

Moses Lake PD

Continued

### 2017 Group B Arrests

| Offense               | Adult      | Juvenile  |
|-----------------------|------------|-----------|
| Bad Checks            | 0          | 0         |
| Curfew/Vagrancy       | 0          | 0         |
| Disorderly Conduct    | 20         | 9         |
| Drunkenness           | 0          | 0         |
| DUI                   | 47         | 0         |
| Family Offenses       | 0          | 0         |
| Liquor Law Violations | 18         | 21        |
| Peeping Tom           | 1          | 0         |
| Trespass              | 31         | 0         |
| All Other Offenses    | 270        | 5         |
| <b>Total</b>          | <b>387</b> | <b>35</b> |



### 2017 Property Values by Type

| Type                 | Value              |
|----------------------|--------------------|
| Seized               | \$1,324            |
| Burned               | \$520              |
| Counterfeited/Forged | \$1,585            |
| Destroyed/Damaged    | \$81,259           |
| Recovered            | \$546,466          |
| Stolen               | \$1,212,602        |
| <b>Total</b>         | <b>\$1,843,756</b> |

## 2017 Washington NIBRS Submission Agencies

**Quincy PD**

Grant County

Population: 7,370  
Months Reported: 12

**Offense Overview**

Offense Total 627  
# of Cleared Offense 117  
Percent Cleared 18.7%

**Group A Arrest Overview**

Arrest Total 99  
Adult Arrest Total 79  
Juvenile Arrest Total 20

| Group A Offenses                 | Reported 2016 | Reported 2017 | % of Change   | Crime Rate per 1,000 | Total Arrests | DV Offense Totals |
|----------------------------------|---------------|---------------|---------------|----------------------|---------------|-------------------|
| Murder                           | 0             | 2             |               | 0.3                  | 0             | 0                 |
| Manslaughter                     | 0             | 0             |               | 0.0                  | 1             | 0                 |
| Rape                             | 2             | 2             | 0.0%          | 0.3                  | 1             | 1                 |
| Sodomy                           | 0             | 0             |               | 0.0                  | 0             | 0                 |
| Sexual Assault w/Object          | 0             | 0             |               | 0.0                  | 0             | 0                 |
| Fondling                         | 6             | 1             | -83.3%        | 0.1                  | 2             | 0                 |
| Aggravated Assault               | 14            | 21            | 50.0%         | 2.8                  | 9             | 6                 |
| Simple Assault                   | 105           | 72            | -31.4%        | 9.8                  | 33            | 49                |
| Intimidation                     | 0             | 0             |               | 0.0                  | 0             | 0                 |
| Kidnapping                       | 3             | 2             | -33.3%        | 0.3                  | 0             | 2                 |
| Incest                           | 0             | 2             |               | 0.3                  | 0             | 0                 |
| Statutory Rape                   | 0             | 0             |               | 0.0                  | 0             | 0                 |
| Human Trafficking Offenses       | 0             | 0             |               | 0.0                  | 0             | 0                 |
| Violation of No Contact/Protect. | 24            | 13            | -45.8%        | 1.8                  | 3             | 5                 |
| Robbery                          | 5             | 2             | -60.0%        | 0.3                  | 1             | 0                 |
| Burglary                         | 101           | 44            | -56.4%        | 6.0                  | 5             | 0                 |
| Larceny-Theft Offenses           | 148           | 200           | 35.1%         | 27.1                 | 11            | 4                 |
| Motor Vehicle Theft              | 50            | 15            | -70.0%        | 2.0                  | 1             | 0                 |
| Arson                            | 0             | 0             |               | 0.0                  | 0             | 0                 |
| Destruction of Property          | 251           | 206           | -17.9%        | 28.0                 | 17            | 0                 |
| Counterfeiting/Forgery           | 2             | 2             | 0.0%          | 0.3                  | 1             | 0                 |
| Fraud Offenses                   | 1             | 2             | 100.0%        | 0.3                  | 0             | 0                 |
| Embezzlement                     | 0             | 0             |               | 0.0                  | 0             | 0                 |
| Extortion/Blackmail              | 0             | 0             |               | 0.0                  | 0             | 0                 |
| Bribery                          | 0             | 0             |               | 0.0                  | 0             | 0                 |
| Stolen Property Offenses         | 2             | 9             | 350.0%        | 1.2                  | 0             | 0                 |
| Animal Cruelty                   | 0             | 0             |               | 0.0                  | 0             | 0                 |
| Drug/Narcotic Violations         | 32            | 11            | -65.6%        | 1.5                  | 6             | 0                 |
| Drug Equipment Violations        | 15            | 7             | -53.3%        | 0.9                  | 3             | 0                 |
| Gambling Offenses                | 0             | 0             |               | 0.0                  | 0             | 0                 |
| Pornography                      | 1             | 1             | 0.0%          | 0.1                  | 0             | 0                 |
| Prostitution Offenses            | 0             | 0             |               | 0.0                  | 0             | 0                 |
| Weapon Law Violations            | 3             | 13            | 333.3%        | 1.8                  | 5             | 0                 |
| <b>Grand Total</b>               | <b>765</b>    | <b>627</b>    | <b>-18.0%</b> | <b>85.1</b>          | <b>99</b>     | <b>67</b>         |

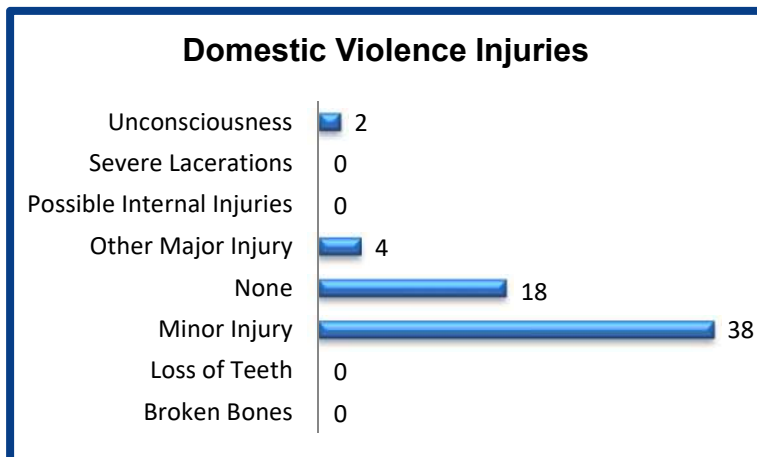
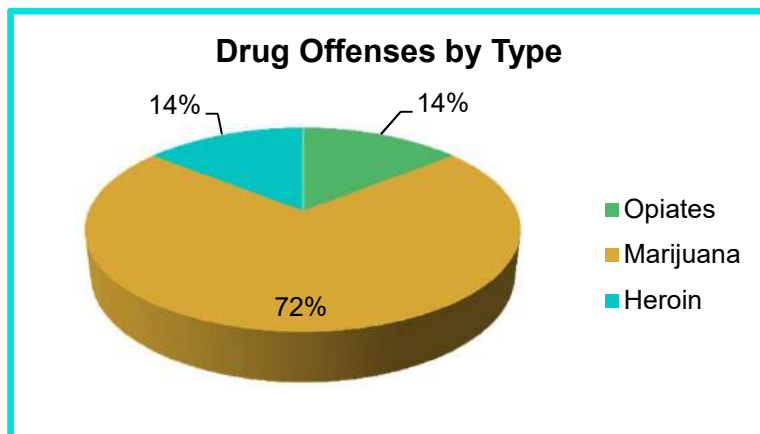
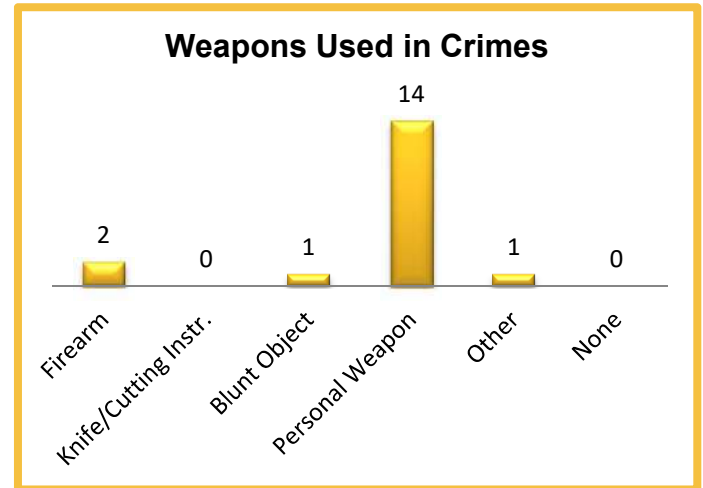
## 2017 Washington NIBRS Submission Agencies

Quincy PD

Continued

### 2017 Group B Arrests

| Offense               | Adult      | Juvenile |
|-----------------------|------------|----------|
| Bad Checks            | 0          | 0        |
| Curfew/Vagrancy       | 0          | 0        |
| Disorderly Conduct    | 3          | 1        |
| Drunkenness           | 0          | 0        |
| DUI                   | 15         | 0        |
| Family Offenses       | 0          | 0        |
| Liquor Law Violations | 0          | 0        |
| Peeping Tom           | 0          | 0        |
| Trespass              | 1          | 0        |
| All Other Offenses    | 91         | 2        |
| <b>Total</b>          | <b>110</b> | <b>3</b> |



### 2017 Property Values by Type

| Type                 | Value            |
|----------------------|------------------|
| Seized               | \$25             |
| Burned               | \$0              |
| Counterfeited/Forged | \$90             |
| Destroyed/Damaged    | \$136,451        |
| Recovered            | \$80,863         |
| Stolen               | \$328,025        |
| <b>Total</b>         | <b>\$545,454</b> |

## 2017 Washington NIBRS Submission Agencies

**Royal City PD**

Grant County

Population: 2,245  
Months Reported: 12

**Offense Overview**

Offense Total 54  
# of Cleared Offense 16  
Percent Cleared 29.6%

**Group A Arrest Overview**

Arrest Total 17  
Adult Arrest Total 10  
Juvenile Arrest Total 7

| Group A Offenses                 | Reported 2016 | Reported 2017 | % of Change  | Crime Rate per 1,000 | Total Arrests | DV Offense Totals |
|----------------------------------|---------------|---------------|--------------|----------------------|---------------|-------------------|
| Murder                           | 0             | 0             |              | 0.0                  | 0             | 0                 |
| Manslaughter                     | 0             | 0             |              | 0.0                  | 0             | 0                 |
| Rape                             | 1             | 0             | -100.0%      | 0.0                  | 0             | 0                 |
| Sodomy                           | 0             | 0             |              | 0.0                  | 0             | 0                 |
| Sexual Assault w/Object          | 0             | 0             |              | 0.0                  | 0             | 0                 |
| Fondling                         | 0             | 0             |              | 0.0                  | 0             | 0                 |
| Aggravated Assault               | 0             | 1             |              | 0.4                  | 0             | 0                 |
| Simple Assault                   | 11            | 7             | -36.4%       | 3.1                  | 6             | 7                 |
| Intimidation                     | 0             | 0             |              | 0.0                  | 0             | 0                 |
| Kidnapping                       | 0             | 0             |              | 0.0                  | 0             | 0                 |
| Incest                           | 0             | 0             |              | 0.0                  | 0             | 0                 |
| Statutory Rape                   | 0             | 0             |              | 0.0                  | 0             | 0                 |
| Human Trafficking Offenses       | 0             | 0             |              | 0.0                  | 0             | 0                 |
| Violation of No Contact/Protect. | 0             | 0             |              | 0.0                  | 0             | 0                 |
| Robbery                          | 0             | 0             |              | 0.0                  | 0             | 0                 |
| Burglary                         | 6             | 10            | 66.7%        | 4.5                  | 4             | 0                 |
| Larceny-Theft Offenses           | 15            | 16            | 6.7%         | 7.1                  | 3             | 0                 |
| Motor Vehicle Theft              | 9             | 7             | -22.2%       | 3.1                  | 1             | 0                 |
| Arson                            | 0             | 0             |              | 0.0                  | 0             | 0                 |
| Destruction of Property          | 13            | 10            | -23.1%       | 4.5                  | 0             | 0                 |
| Counterfeiting/Forgery           | 0             | 0             |              | 0.0                  | 0             | 0                 |
| Fraud Offenses                   | 0             | 0             |              | 0.0                  | 0             | 0                 |
| Embezzlement                     | 0             | 0             |              | 0.0                  | 0             | 0                 |
| Extortion/Blackmail              | 0             | 0             |              | 0.0                  | 0             | 0                 |
| Bribery                          | 0             | 0             |              | 0.0                  | 0             | 0                 |
| Stolen Property Offenses         | 0             | 0             |              | 0.0                  | 0             | 0                 |
| Animal Cruelty                   | 0             | 0             |              | 0.0                  | 0             | 0                 |
| Drug/Narcotic Violations         | 3             | 0             | -100.0%      | 0.0                  | 0             | 0                 |
| Drug Equipment Violations        | 0             | 0             |              | 0.0                  | 0             | 0                 |
| Gambling Offenses                | 0             | 0             |              | 0.0                  | 0             | 0                 |
| Pornography                      | 0             | 0             |              | 0.0                  | 0             | 0                 |
| Prostitution Offenses            | 0             | 0             |              | 0.0                  | 0             | 0                 |
| Weapon Law Violations            | 0             | 3             |              | 1.3                  | 3             | 0                 |
| <b>Grand Total</b>               | <b>58</b>     | <b>54</b>     | <b>-6.9%</b> | <b>24.1</b>          | <b>17</b>     | <b>7</b>          |

## 2017 Washington NIBRS Submission Agencies

Royal City PD

Continued

### 2017 Group B Arrests

| Offense               | Adult    | Juvenile |
|-----------------------|----------|----------|
| Bad Checks            | 0        | 0        |
| Curfew/Vagrancy       | 0        | 0        |
| Disorderly Conduct    | 0        | 0        |
| Drunkenness           | 0        | 0        |
| DUI                   | 1        | 0        |
| Family Offenses       | 0        | 0        |
| Liquor Law Violations | 0        | 0        |
| Peeping Tom           | 0        | 0        |
| Trespass              | 0        | 0        |
| All Other Offenses    | 0        | 0        |
| <b>Total</b>          | <b>1</b> | <b>0</b> |

### Weapons Used in Crimes

**No Weapons  
Reported**

### Drug Offenses by Type

**No Drug Offenses by Type  
Reported**

### Relationship of Victim to Offender

|                |   |
|----------------|---|
| Other          | 0 |
| Not Known      | 0 |
| Outside Family | 3 |
| Within Family  | 5 |

### Domestic Violence Injuries

|                            |   |
|----------------------------|---|
| Unconsciousness            | 0 |
| Severe Lacerations         | 0 |
| Possible Internal Injuries | 0 |
| Other Major Injury         | 0 |
| None                       | 0 |
| Minor Injury               | 7 |
| Loss of Teeth              | 0 |
| Broken Bones               | 0 |

### 2017 Property Values by Type

| Type                 | Value           |
|----------------------|-----------------|
| Seized               | \$0             |
| Burned               | \$0             |
| Counterfeited/Forged | \$0             |
| Destroyed/Damaged    | \$2,700         |
| Recovered            | \$20,041        |
| Stolen               | \$43,378        |
| <b>Total</b>         | <b>\$66,119</b> |

## 2017 Washington NIBRS Submission Agencies

**Soap Lake PD**

Grant County

Population: 1,550  
Months Reported: 12

**Offense Overview**

Offense Total 143  
# of Cleared Offense 33  
Percent Cleared 23.1%

**Group A Arrest Overview**

Arrest Total 26  
Adult Arrest Total 26  
Juvenile Arrest Total 0

| Group A Offenses                 | Reported 2016 | Reported 2017 | % of Change   | Crime Rate per 1,000 | Total Arrests | DV Offense Totals |
|----------------------------------|---------------|---------------|---------------|----------------------|---------------|-------------------|
| Murder                           | 0             | 0             |               | 0.0                  | 0             | 0                 |
| Manslaughter                     | 0             | 0             |               | 0.0                  | 0             | 0                 |
| Rape                             | 1             | 1             | 0.0%          | 0.6                  | 0             | 0                 |
| Sodomy                           | 0             | 0             |               | 0.0                  | 0             | 0                 |
| Sexual Assault w/Object          | 0             | 0             |               | 0.0                  | 0             | 0                 |
| Fondling                         | 0             | 0             |               | 0.0                  | 0             | 0                 |
| Aggravated Assault               | 4             | 6             | 50.0%         | 3.9                  | 3             | 0                 |
| Simple Assault                   | 42            | 25            | -40.5%        | 16.1                 | 7             | 16                |
| Intimidation                     | 8             | 28            | 250.0%        | 18.1                 | 3             | 3                 |
| Kidnapping                       | 0             | 0             |               | 0.0                  | 0             | 0                 |
| Incest                           | 0             | 0             |               | 0.0                  | 0             | 0                 |
| Statutory Rape                   | 0             | 0             |               | 0.0                  | 0             | 0                 |
| Human Trafficking Offenses       | 0             | 0             |               | 0.0                  | 0             | 0                 |
| Violation of No Contact/Protect. | 8             | 25            | 212.5%        | 16.1                 | 7             | 6                 |
| Robbery                          | 1             | 1             | 0.0%          | 0.6                  | 0             | 1                 |
| Burglary                         | 36            | 8             | -77.8%        | 5.2                  | 2             | 0                 |
| Larceny-Theft Offenses           | 27            | 29            | 7.4%          | 18.7                 | 1             | 0                 |
| Motor Vehicle Theft              | 11            | 2             | -81.8%        | 1.3                  | 1             | 0                 |
| Arson                            | 0             | 0             |               | 0.0                  | 0             | 0                 |
| Destruction of Property          | 7             | 8             | 14.3%         | 5.2                  | 1             | 0                 |
| Counterfeiting/Forgery           | 0             | 0             |               | 0.0                  | 0             | 0                 |
| Fraud Offenses                   | 0             | 3             |               | 1.9                  | 0             | 0                 |
| Embezzlement                     | 0             | 0             |               | 0.0                  | 0             | 0                 |
| Extortion/Blackmail              | 0             | 0             |               | 0.0                  | 0             | 0                 |
| Bribery                          | 0             | 0             |               | 0.0                  | 0             | 0                 |
| Stolen Property Offenses         | 3             | 0             | -100.0%       | 0.0                  | 0             | 0                 |
| Animal Cruelty                   | 1             | 0             | -100.0%       | 0.0                  | 0             | 0                 |
| Drug/Narcotic Violations         | 6             | 5             | -16.7%        | 3.2                  | 1             | 0                 |
| Drug Equipment Violations        | 3             | 2             | -33.3%        | 1.3                  | 0             | 0                 |
| Gambling Offenses                | 0             | 0             |               | 0.0                  | 0             | 0                 |
| Pornography                      | 1             | 0             | -100.0%       | 0.0                  | 0             | 0                 |
| Prostitution Offenses            | 0             | 0             |               | 0.0                  | 0             | 0                 |
| Weapon Law Violations            | 0             | 0             |               | 0.0                  | 0             | 0                 |
| <b>Grand Total</b>               | <b>159</b>    | <b>143</b>    | <b>-10.1%</b> | <b>92.3</b>          | <b>26</b>     | <b>26</b>         |

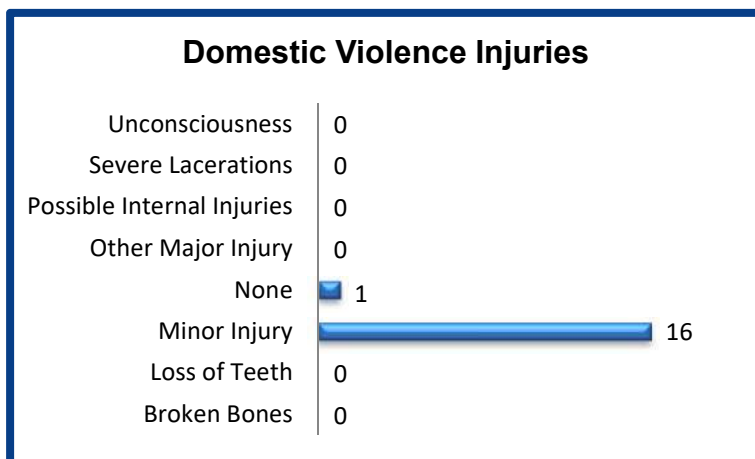
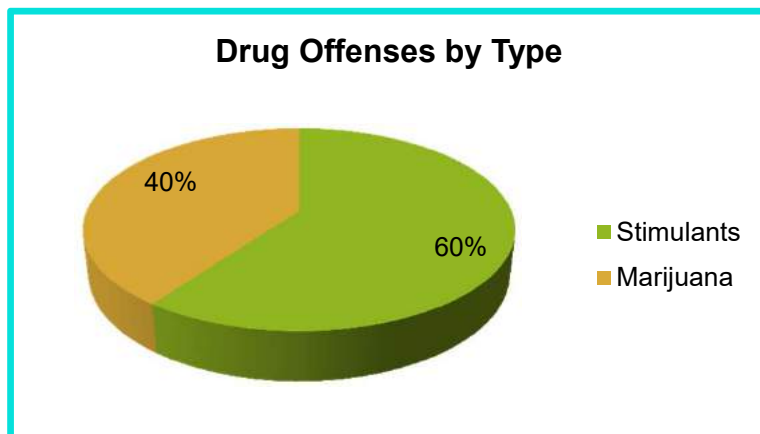
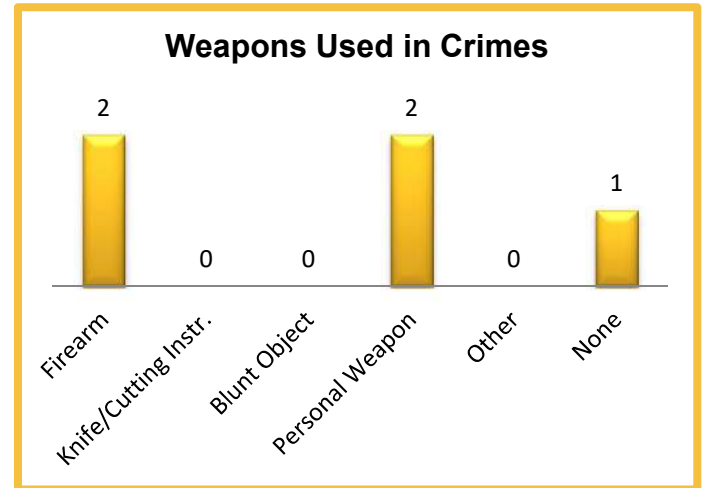
## 2017 Washington NIBRS Submission Agencies

Soap Lake PD

Continued

### 2017 Group B Arrests

| Offense               | Adult     | Juvenile |
|-----------------------|-----------|----------|
| Bad Checks            | 0         | 0        |
| Curfew/Vagrancy       | 0         | 0        |
| Disorderly Conduct    | 0         | 0        |
| Drunkenness           | 0         | 0        |
| DUI                   | 2         | 0        |
| Family Offenses       | 0         | 0        |
| Liquor Law Violations | 0         | 0        |
| Peeping Tom           | 0         | 0        |
| Trespass              | 2         | 0        |
| All Other Offenses    | 21        | 2        |
| <b>Total</b>          | <b>25</b> | <b>2</b> |



### 2017 Property Values by Type

| Type                 | Value           |
|----------------------|-----------------|
| Seized               | \$70            |
| Burned               | \$0             |
| Counterfeited/Forged | \$0             |
| Destroyed/Damaged    | \$2,102         |
| Recovered            | \$9,717         |
| Stolen               | \$49,058        |
| <b>Total</b>         | <b>\$60,947</b> |

## 2017 Washington NIBRS Submission Agencies

**Warden PD**

Grant County

Population: 2,730  
Months Reported: 12

**Offense Overview**

Offense Total 136  
# of Cleared Offense 28  
Percent Cleared 20.6%

**Group A Arrest Overview**

Arrest Total 26  
Adult Arrest Total 25  
Juvenile Arrest Total 1

| Group A Offenses                 | Reported 2016 | Reported 2017 | % of Change  | Crime Rate per 1,000 | Total Arrests | DV Offense Totals |
|----------------------------------|---------------|---------------|--------------|----------------------|---------------|-------------------|
| Murder                           | 0             | 0             |              | 0.0                  | 0             | 0                 |
| Manslaughter                     | 0             | 0             |              | 0.0                  | 0             | 0                 |
| Rape                             | 1             | 0             | -100.0%      | 0.0                  | 0             | 0                 |
| Sodomy                           | 0             | 0             |              | 0.0                  | 0             | 0                 |
| Sexual Assault w/Object          | 0             | 0             |              | 0.0                  | 0             | 0                 |
| Fondling                         | 0             | 0             |              | 0.0                  | 0             | 0                 |
| Aggravated Assault               | 0             | 1             |              | 0.4                  | 1             | 1                 |
| Simple Assault                   | 12            | 22            | 83.3%        | 8.1                  | 16            | 20                |
| Intimidation                     | 0             | 0             |              | 0.0                  | 0             | 0                 |
| Kidnapping                       | 0             | 1             |              | 0.4                  | 0             | 0                 |
| Incest                           | 0             | 0             |              | 0.0                  | 0             | 0                 |
| Statutory Rape                   | 0             | 1             |              | 0.4                  | 1             | 0                 |
| Human Trafficking Offenses       | 0             | 0             |              | 0.0                  | 0             | 0                 |
| Violation of No Contact/Protect. | 7             | 8             | 14.3%        | 2.9                  | 3             | 1                 |
| Robbery                          | 1             | 1             | 0.0%         | 0.4                  | 2             | 0                 |
| Burglary                         | 4             | 10            | 150.0%       | 3.7                  | 0             | 0                 |
| Larceny-Theft Offenses           | 28            | 41            | 46.4%        | 15.0                 | 3             | 0                 |
| Motor Vehicle Theft              | 5             | 17            | 240.0%       | 6.2                  | 0             | 0                 |
| Arson                            | 0             | 0             |              | 0.0                  | 0             | 0                 |
| Destruction of Property          | 28            | 23            | -17.9%       | 8.4                  | 0             | 0                 |
| Counterfeiting/Forgery           | 2             | 1             | -50.0%       | 0.4                  | 0             | 0                 |
| Fraud Offenses                   | 1             | 5             | 400.0%       | 1.8                  | 0             | 0                 |
| Embezzlement                     | 0             | 0             |              | 0.0                  | 0             | 0                 |
| Extortion/Blackmail              | 0             | 0             |              | 0.0                  | 0             | 0                 |
| Bribery                          | 0             | 0             |              | 0.0                  | 0             | 0                 |
| Stolen Property Offenses         | 0             | 1             |              | 0.4                  | 0             | 0                 |
| Animal Cruelty                   | 0             | 0             |              | 0.0                  | 0             | 0                 |
| Drug/Narcotic Violations         | 7             | 2             | -71.4%       | 0.7                  | 0             | 0                 |
| Drug Equipment Violations        | 2             | 1             | -50.0%       | 0.4                  | 0             | 0                 |
| Gambling Offenses                | 0             | 0             |              | 0.0                  | 0             | 0                 |
| Pornography                      | 0             | 0             |              | 0.0                  | 0             | 0                 |
| Prostitution Offenses            | 0             | 0             |              | 0.0                  | 0             | 0                 |
| Weapon Law Violations            | 0             | 1             |              | 0.4                  | 0             | 0                 |
| <b>Grand Total</b>               | <b>98</b>     | <b>136</b>    | <b>38.8%</b> | <b>49.8</b>          | <b>26</b>     | <b>22</b>         |

## 2017 Washington NIBRS Submission Agencies

Warden PD

Continued

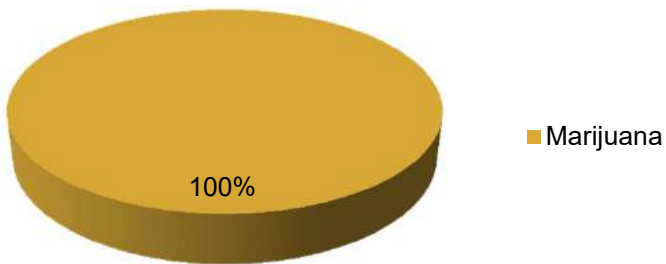
### 2017 Group B Arrests

| Offense               | Adult     | Juvenile |
|-----------------------|-----------|----------|
| Bad Checks            | 0         | 0        |
| Curfew/Vagrancy       | 0         | 0        |
| Disorderly Conduct    | 0         | 0        |
| Drunkenness           | 0         | 0        |
| DUI                   | 2         | 0        |
| Family Offenses       | 0         | 0        |
| Liquor Law Violations | 0         | 0        |
| Peeping Tom           | 0         | 0        |
| Trespass              | 0         | 0        |
| All Other Offenses    | 50        | 0        |
| <b>Total</b>          | <b>52</b> | <b>0</b> |

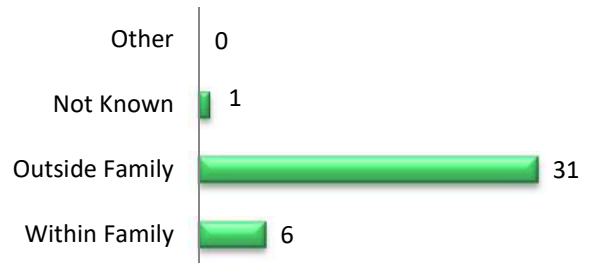
### Weapons Used in Crimes

**No Weapons  
Reported**

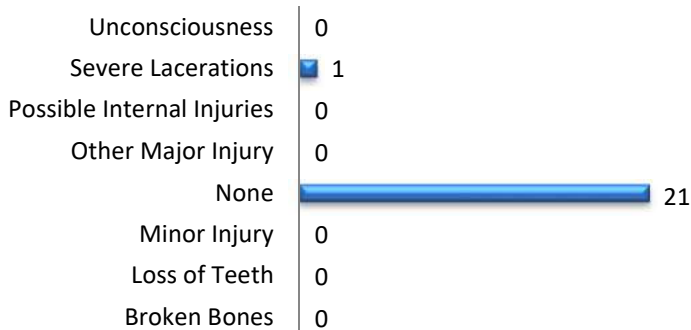
### Drug Offenses by Type



### Relationship of Victim to Offender



### Domestic Violence Injuries



### 2017 Property Values by Type

| Type                 | Value           |
|----------------------|-----------------|
| Seized               | \$70            |
| Burned               | \$0             |
| Counterfeited/Forged | \$0             |
| Destroyed/Damaged    | \$7,360         |
| Recovered            | \$76            |
| Stolen               | \$38,179        |
| <b>Total</b>         | <b>\$45,685</b> |

## 2017 Washington NIBRS Submission Agencies

**Grays Harbor SO**

Grays Harbor County

Population: 28,190  
Months Reported: 12

**Offense Overview**

Offense Total 1,174  
# of Cleared Offense 566  
Percent Cleared 48.2%

**Group A Arrest Overview**

Arrest Total 540  
Adult Arrest Total 489  
Juvenile Arrest Total 51

| Group A Offenses                 | Reported 2016 | Reported 2017 | % of Change | Crime Rate per 1,000 | Total Arrests | DV Offense Totals |
|----------------------------------|---------------|---------------|-------------|----------------------|---------------|-------------------|
| Murder                           | 1             | 1             | 0.0%        | 0.0                  | 6             | 0                 |
| Manslaughter                     | 0             | 0             |             | 0.0                  | 0             | 0                 |
| Rape                             | 4             | 3             | -25.0%      | 0.1                  | 5             | 0                 |
| Sodomy                           | 0             | 4             |             | 0.1                  | 1             | 1                 |
| Sexual Assault w/Object          | 0             | 4             |             | 0.1                  | 4             | 3                 |
| Fondling                         | 54            | 33            | -38.9%      | 1.2                  | 17            | 14                |
| Aggravated Assault               | 22            | 29            | 31.8%       | 1.0                  | 18            | 14                |
| Simple Assault                   | 193           | 174           | -9.8%       | 6.2                  | 125           | 119               |
| Intimidation                     | 16            | 31            | 93.8%       | 1.1                  | 9             | 7                 |
| Kidnapping                       | 1             | 0             | -100.0%     | 0.0                  | 0             | 0                 |
| Incest                           | 0             | 0             |             | 0.0                  | 0             | 0                 |
| Statutory Rape                   | 0             | 2             |             | 0.1                  | 1             | 0                 |
| Human Trafficking Offenses       | 0             | 0             |             | 0.0                  | 0             | 0                 |
| Violation of No Contact/Protect. | 86            | 70            | -18.6%      | 2.5                  | 56            | 65                |
| Robbery                          | 0             | 3             |             | 0.1                  | 4             | 0                 |
| Burglary                         | 101           | 221           | 118.8%      | 7.8                  | 83            | 10                |
| Larceny-Theft Offenses           | 258           | 207           | -19.8%      | 7.3                  | 50            | 5                 |
| Motor Vehicle Theft              | 37            | 46            | 24.3%       | 1.6                  | 16            | 4                 |
| Arson                            | 6             | 3             | -50.0%      | 0.1                  | 2             | 0                 |
| Destruction of Property          | 157           | 173           | 10.2%       | 6.1                  | 28            | 0                 |
| Counterfeiting/Forgery           | 5             | 11            | 120.0%      | 0.4                  | 7             | 0                 |
| Fraud Offenses                   | 34            | 25            | -26.5%      | 0.9                  | 3             | 0                 |
| Embezzlement                     | 2             | 2             | 0.0%        | 0.1                  | 1             | 0                 |
| Extortion/Blackmail              | 1             | 0             | -100.0%     | 0.0                  | 0             | 0                 |
| Bribery                          | 0             | 0             |             | 0.0                  | 0             | 0                 |
| Stolen Property Offenses         | 11            | 6             | -45.5%      | 0.2                  | 13            | 0                 |
| Animal Cruelty                   | 1             | 7             | 600.0%      | 0.2                  | 3             | 0                 |
| Drug/Narcotic Violations         | 62            | 76            | 22.6%       | 2.7                  | 61            | 0                 |
| Drug Equipment Violations        | 10            | 13            | 30.0%       | 0.5                  | 11            | 0                 |
| Gambling Offenses                | 0             | 0             |             | 0.0                  | 0             | 0                 |
| Pornography                      | 7             | 12            | 71.4%       | 0.4                  | 3             | 0                 |
| Prostitution Offenses            | 0             | 0             |             | 0.0                  | 0             | 0                 |
| Weapon Law Violations            | 23            | 18            | -21.7%      | 0.6                  | 13            | 0                 |
| <b>Grand Total</b>               | <b>1,092</b>  | <b>1,174</b>  | <b>7.5%</b> | <b>41.6</b>          | <b>540</b>    | <b>242</b>        |

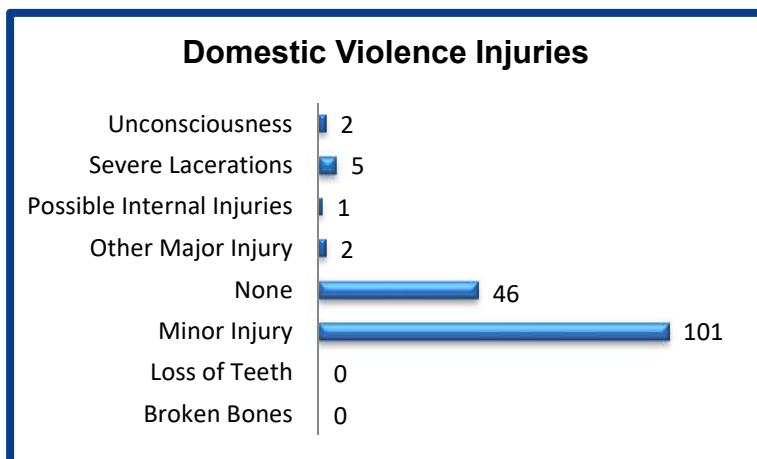
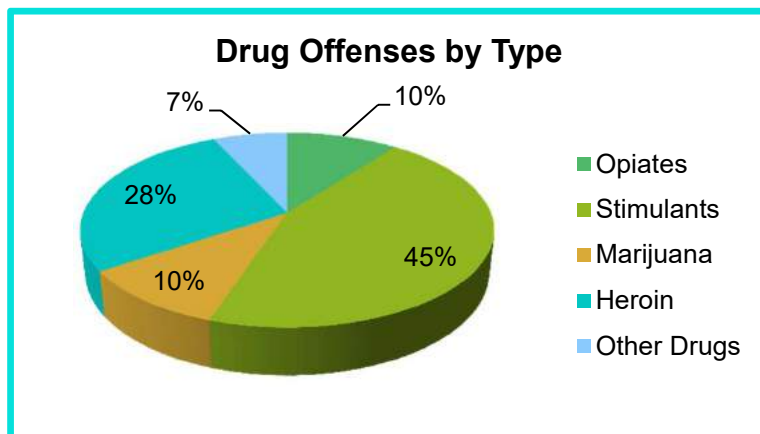
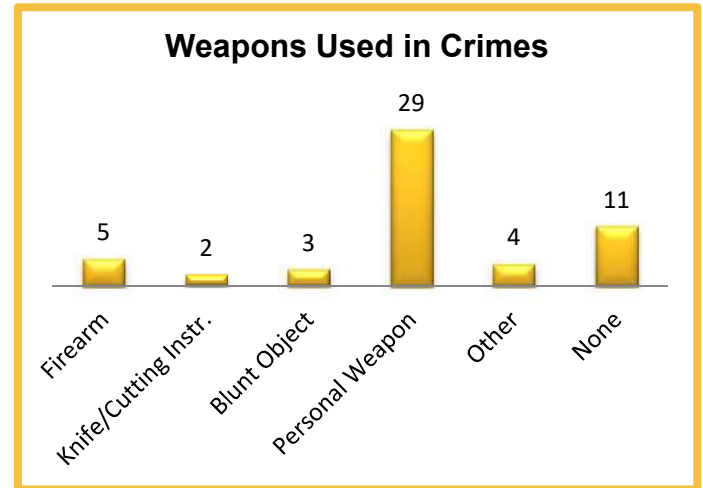
## 2017 Washington NIBRS Submission Agencies

Grays Harbor SO

Continued

### 2017 Group B Arrests

| Offense               | Adult      | Juvenile  |
|-----------------------|------------|-----------|
| Bad Checks            | 0          | 0         |
| Curfew/Vagrancy       | 0          | 0         |
| Disorderly Conduct    | 0          | 0         |
| Drunkenness           | 0          | 0         |
| DUI                   | 41         | 3         |
| Family Offenses       | 0          | 0         |
| Liquor Law Violations | 31         | 14        |
| Peeping Tom           | 0          | 0         |
| Trespass              | 29         | 4         |
| All Other Offenses    | 82         | 5         |
| <b>Total</b>          | <b>183</b> | <b>26</b> |



### 2017 Property Values by Type

| Type                 | Value              |
|----------------------|--------------------|
| Seized               | \$1                |
| Burned               | \$10,002           |
| Counterfeited/Forged | \$7,006            |
| Destroyed/Damaged    | \$117,244          |
| Recovered            | \$280,788          |
| Stolen               | \$920,825          |
| <b>Total</b>         | <b>\$1,335,866</b> |

## 2017 Washington NIBRS Submission Agencies

**Aberdeen PD**

Grays Harbor County

Population: 16,740  
Months Reported: 12

### Offense Overview

Offense Total 1,874  
# of Cleared Offense 973  
Percent Cleared 51.9%

### Group A Arrest Overview

Arrest Total 865  
Adult Arrest Total 813  
Juvenile Arrest Total 52

| Group A Offenses                 | Reported 2016 | Reported 2017 | % of Change | Crime Rate per 1,000 | Total Arrests | DV Offense Totals |
|----------------------------------|---------------|---------------|-------------|----------------------|---------------|-------------------|
| Murder                           | 1             | 0             | -100.0%     | 0.0                  | 0             | 0                 |
| Manslaughter                     | 0             | 0             |             | 0.0                  | 0             | 0                 |
| Rape                             | 8             | 12            | 50.0%       | 0.7                  | 6             | 4                 |
| Sodomy                           | 0             | 3             |             | 0.2                  | 0             | 0                 |
| Sexual Assault w/Object          | 0             | 1             |             | 0.1                  | 0             | 0                 |
| Fondling                         | 67            | 44            | -34.3%      | 2.6                  | 6             | 1                 |
| Aggravated Assault               | 46            | 48            | 4.3%        | 2.9                  | 18            | 16                |
| Simple Assault                   | 291           | 288           | -1.0%       | 17.2                 | 146           | 147               |
| Intimidation                     | 37            | 59            | 59.5%       | 3.5                  | 13            | 13                |
| Kidnapping                       | 4             | 1             | -75.0%      | 0.1                  | 1             | 0                 |
| Incest                           | 0             | 1             |             | 0.1                  | 0             | 1                 |
| Statutory Rape                   | 0             | 3             |             | 0.2                  | 0             | 1                 |
| Human Trafficking Offenses       | 0             | 0             |             | 0.0                  | 0             | 0                 |
| Violation of No Contact/Protect. | 145           | 123           | -15.2%      | 7.3                  | 49            | 82                |
| Robbery                          | 19            | 22            | 15.8%       | 1.3                  | 8             | 2                 |
| Burglary                         | 160           | 139           | -13.1%      | 8.3                  | 31            | 2                 |
| Larceny-Theft Offenses           | 508           | 560           | 10.2%       | 33.5                 | 344           | 2                 |
| Motor Vehicle Theft              | 52            | 66            | 26.9%       | 3.9                  | 6             | 0                 |
| Arson                            | 5             | 6             | 20.0%       | 0.4                  | 1             | 1                 |
| Destruction of Property          | 131           | 122           | -6.9%       | 7.3                  | 50            | 0                 |
| Counterfeiting/Forgery           | 25            | 26            | 4.0%        | 1.6                  | 2             | 0                 |
| Fraud Offenses                   | 51            | 38            | -25.5%      | 2.3                  | 3             | 0                 |
| Embezzlement                     | 2             | 2             | 0.0%        | 0.1                  | 0             | 0                 |
| Extortion/Blackmail              | 1             | 0             | -100.0%     | 0.0                  | 0             | 0                 |
| Bribery                          | 0             | 0             |             | 0.0                  | 0             | 0                 |
| Stolen Property Offenses         | 20            | 14            | -30.0%      | 0.8                  | 13            | 0                 |
| Animal Cruelty                   | 0             | 2             |             | 0.1                  | 1             | 0                 |
| Drug/Narcotic Violations         | 110           | 122           | 10.9%       | 7.3                  | 89            | 0                 |
| Drug Equipment Violations        | 137           | 129           | -5.8%       | 7.7                  | 65            | 0                 |
| Gambling Offenses                | 0             | 0             |             | 0.0                  | 0             | 0                 |
| Pornography                      | 2             | 1             | -50.0%      | 0.1                  | 0             | 0                 |
| Prostitution Offenses            | 0             | 0             |             | 0.0                  | 0             | 0                 |
| Weapon Law Violations            | 43            | 42            | -2.3%       | 2.5                  | 14            | 0                 |
| <b>Grand Total</b>               | <b>1,865</b>  | <b>1,874</b>  | <b>0.5%</b> | <b>111.9</b>         | <b>866</b>    | <b>272</b>        |

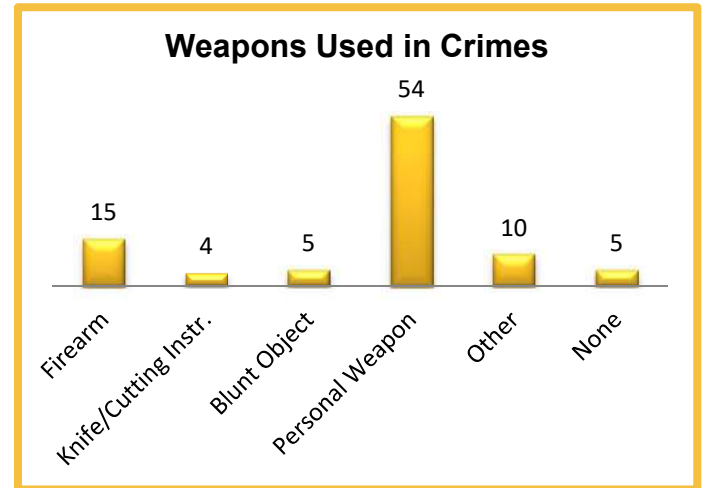
## 2017 Washington NIBRS Submission Agencies

Aberdeen PD

Continued

### 2017 Group B Arrests

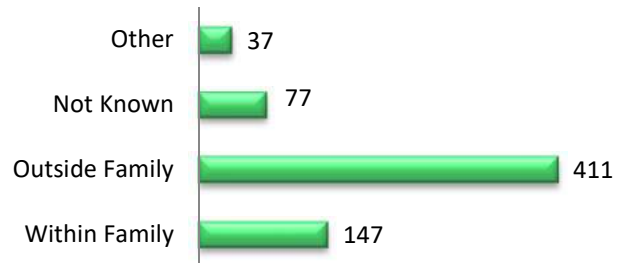
| Offense               | Adult      | Juvenile  |
|-----------------------|------------|-----------|
| Bad Checks            | 0          | 0         |
| Curfew/Vagrancy       | 0          | 0         |
| Disorderly Conduct    | 36         | 0         |
| Drunkenness           | 0          | 0         |
| DUI                   | 20         | 1         |
| Family Offenses       | 0          | 0         |
| Liquor Law Violations | 5          | 3         |
| Peeping Tom           | 0          | 0         |
| Trespass              | 46         | 0         |
| All Other Offenses    | 433        | 14        |
| <b>Total</b>          | <b>540</b> | <b>18</b> |



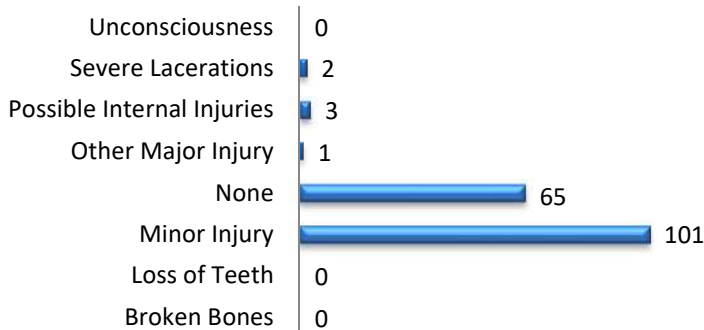
### Drug Offenses by Type

**No Drug Offenses by Type  
Reported**

### Relationship of Victim to Offender



### Domestic Violence Injuries



### 2017 Property Values by Type

| Type                 | Value              |
|----------------------|--------------------|
| Seized               | \$6,010            |
| Burned               | \$18,761           |
| Counterfeited/Forged | \$39,952           |
| Destroyed/Damaged    | \$56,609           |
| Recovered            | \$262,340          |
| Stolen               | \$1,122,866        |
| <b>Total</b>         | <b>\$1,506,538</b> |

## 2017 Washington NIBRS Submission Agencies

**Cosmopolis PD**

Grays Harbor County

Population: 1,660  
Months Reported: 12

**Offense Overview**

Offense Total 33  
# of Cleared Offense 8  
Percent Cleared 24.2%

**Group A Arrest Overview**

Arrest Total 8  
Adult Arrest Total 8  
Juvenile Arrest Total 0

| Group A Offenses                 | Reported 2016 | Reported 2017 | % of Change  | Crime Rate per 1,000 | Total Arrests | DV Offense Totals |
|----------------------------------|---------------|---------------|--------------|----------------------|---------------|-------------------|
| Murder                           | 0             | 0             |              | 0.0                  | 0             | 0                 |
| Manslaughter                     | 0             | 0             |              | 0.0                  | 0             | 0                 |
| Rape                             | 0             | 0             |              | 0.0                  | 0             | 0                 |
| Sodomy                           | 0             | 0             |              | 0.0                  | 0             | 0                 |
| Sexual Assault w/Object          | 0             | 0             |              | 0.0                  | 0             | 0                 |
| Fondling                         | 0             | 0             |              | 0.0                  | 0             | 0                 |
| Aggravated Assault               | 0             | 0             |              | 0.0                  | 0             | 0                 |
| Simple Assault                   | 3             | 6             | 100.0%       | 3.6                  | 5             | 5                 |
| Intimidation                     | 0             | 0             |              | 0.0                  | 0             | 0                 |
| Kidnapping                       | 0             | 0             |              | 0.0                  | 0             | 0                 |
| Incest                           | 0             | 0             |              | 0.0                  | 0             | 0                 |
| Statutory Rape                   | 0             | 0             |              | 0.0                  | 0             | 0                 |
| Human Trafficking Offenses       | 0             | 0             |              | 0.0                  | 0             | 0                 |
| Violation of No Contact/Protect. | 2             | 0             | -100.0%      | 0.0                  | 0             | 0                 |
| Robbery                          | 0             | 0             |              | 0.0                  | 0             | 0                 |
| Burglary                         | 1             | 4             | 300.0%       | 2.4                  | 0             | 0                 |
| Larceny-Theft Offenses           | 12            | 18            | 50.0%        | 10.8                 | 1             | 0                 |
| Motor Vehicle Theft              | 0             | 1             |              | 0.6                  | 1             | 0                 |
| Arson                            | 1             | 0             | -100.0%      | 0.0                  | 0             | 0                 |
| Destruction of Property          | 0             | 3             |              | 1.8                  | 0             | 0                 |
| Counterfeiting/Forgery           | 0             | 0             |              | 0.0                  | 0             | 0                 |
| Fraud Offenses                   | 1             | 0             | -100.0%      | 0.0                  | 0             | 0                 |
| Embezzlement                     | 0             | 0             |              | 0.0                  | 0             | 0                 |
| Extortion/Blackmail              | 0             | 0             |              | 0.0                  | 0             | 0                 |
| Bribery                          | 0             | 0             |              | 0.0                  | 0             | 0                 |
| Stolen Property Offenses         | 0             | 0             |              | 0.0                  | 0             | 0                 |
| Animal Cruelty                   | 0             | 0             |              | 0.0                  | 0             | 0                 |
| Drug/Narcotic Violations         | 0             | 0             |              | 0.0                  | 0             | 0                 |
| Drug Equipment Violations        | 0             | 0             |              | 0.0                  | 0             | 0                 |
| Gambling Offenses                | 0             | 0             |              | 0.0                  | 0             | 0                 |
| Pornography                      | 0             | 0             |              | 0.0                  | 0             | 0                 |
| Prostitution Offenses            | 1             | 1             | 0.0%         | 0.6                  | 1             | 0                 |
| Weapon Law Violations            | 0             | 0             |              | 0.0                  | 0             | 0                 |
| <b>Grand Total</b>               | <b>21</b>     | <b>33</b>     | <b>57.1%</b> | <b>19.9</b>          | <b>8</b>      | <b>5</b>          |

## 2017 Washington NIBRS Submission Agencies

Cosmopolis PD

Continued

### 2017 Group B Arrests

| Offense               | Adult     | Juvenile |
|-----------------------|-----------|----------|
| Bad Checks            | 0         | 0        |
| Curfew/Vagrancy       | 0         | 0        |
| Disorderly Conduct    | 0         | 0        |
| Drunkenness           | 0         | 0        |
| DUI                   | 4         | 0        |
| Family Offenses       | 0         | 0        |
| Liquor Law Violations | 0         | 0        |
| Peeping Tom           | 0         | 0        |
| Trespass              | 0         | 0        |
| All Other Offenses    | 7         | 0        |
| <b>Total</b>          | <b>11</b> | <b>0</b> |

### Weapons Used in Crimes

**No Weapons  
Reported**

### Drug Offenses by Type

**No Drug Offenses by Type  
Reported**

### Relationship of Victim to Offender

|                |   |
|----------------|---|
| Other          | 0 |
| Not Known      | 0 |
| Outside Family | 4 |
| Within Family  | 2 |

### Domestic Violence Injuries

|                            |   |
|----------------------------|---|
| Unconsciousness            | 0 |
| Severe Lacerations         | 0 |
| Possible Internal Injuries | 0 |
| Other Major Injury         | 0 |
| None                       | 5 |
| Minor Injury               | 0 |
| Loss of Teeth              | 0 |
| Broken Bones               | 0 |

### 2017 Property Values by Type

| Type                 | Value           |
|----------------------|-----------------|
| Seized               | \$0             |
| Burned               | \$0             |
| Counterfeited/Forged | \$0             |
| Destroyed/Damaged    | \$180           |
| Recovered            | \$10,750        |
| Stolen               | \$18,860        |
| <b>Total</b>         | <b>\$29,790</b> |

## 2017 Washington NIBRS Submission Agencies

**Elma PD**

Grays Harbor County

Population: 3,351  
Months Reported: 12

### Offense Overview

Offense Total 226  
# of Cleared Offense 93  
Percent Cleared 41.2%

### Group A Arrest Overview

Arrest Total 90  
Adult Arrest Total 77  
Juvenile Arrest Total 13

| Group A Offenses                 | Reported 2016 | Reported 2017 | % of Change   | Crime Rate per 1,000 | Total Arrests | DV Offense Totals |
|----------------------------------|---------------|---------------|---------------|----------------------|---------------|-------------------|
| Murder                           | 0             | 0             |               | 0.0                  | 0             | 0                 |
| Manslaughter                     | 0             | 0             |               | 0.0                  | 0             | 0                 |
| Rape                             | 1             | 0             | -100.0%       | 0.0                  | 2             | 0                 |
| Sodomy                           | 0             | 0             |               | 0.0                  | 0             | 0                 |
| Sexual Assault w/Object          | 0             | 0             |               | 0.0                  | 0             | 0                 |
| Fondling                         | 4             | 3             | -25.0%        | 0.9                  | 0             | 0                 |
| Aggravated Assault               | 7             | 6             | -14.3%        | 1.8                  | 5             | 3                 |
| Simple Assault                   | 27            | 32            | 18.5%         | 9.5                  | 15            | 17                |
| Intimidation                     | 13            | 12            | -7.7%         | 3.6                  | 3             | 2                 |
| Kidnapping                       | 1             | 0             | -100.0%       | 0.0                  | 0             | 0                 |
| Incest                           | 0             | 0             |               | 0.0                  | 0             | 0                 |
| Statutory Rape                   | 0             | 0             |               | 0.0                  | 0             | 0                 |
| Human Trafficking Offenses       | 0             | 0             |               | 0.0                  | 0             | 0                 |
| Violation of No Contact/Protect. | 16            | 12            | -25.0%        | 3.6                  | 6             | 3                 |
| Robbery                          | 1             | 4             | 300.0%        | 1.2                  | 0             | 0                 |
| Burglary                         | 38            | 21            | -44.7%        | 6.3                  | 9             | 1                 |
| Larceny-Theft Offenses           | 87            | 71            | -18.4%        | 21.2                 | 15            | 1                 |
| Motor Vehicle Theft              | 6             | 12            | 100.0%        | 3.6                  | 8             | 0                 |
| Arson                            | 0             | 0             |               | 0.0                  | 0             | 0                 |
| Destruction of Property          | 17            | 16            | -5.9%         | 4.8                  | 8             | 0                 |
| Counterfeiting/Forgery           | 5             | 4             | -20.0%        | 1.2                  | 5             | 0                 |
| Fraud Offenses                   | 6             | 6             | 0.0%          | 1.8                  | 2             | 0                 |
| Embezzlement                     | 0             | 0             |               | 0.0                  | 0             | 0                 |
| Extortion/Blackmail              | 0             | 0             |               | 0.0                  | 0             | 0                 |
| Bribery                          | 0             | 0             |               | 0.0                  | 0             | 0                 |
| Stolen Property Offenses         | 3             | 1             | -66.7%        | 0.3                  | 1             | 0                 |
| Animal Cruelty                   | 0             | 1             |               | 0.3                  | 0             | 0                 |
| Drug/Narcotic Violations         | 19            | 17            | -10.5%        | 5.1                  | 8             | 0                 |
| Drug Equipment Violations        | 16            | 6             | -62.5%        | 1.8                  | 2             | 0                 |
| Gambling Offenses                | 0             | 0             |               | 0.0                  | 0             | 0                 |
| Pornography                      | 1             | 0             | -100.0%       | 0.0                  | 0             | 0                 |
| Prostitution Offenses            | 0             | 0             |               | 0.0                  | 0             | 0                 |
| Weapon Law Violations            | 1             | 2             | 100.0%        | 0.6                  | 1             | 0                 |
| <b>Grand Total</b>               | <b>269</b>    | <b>226</b>    | <b>-16.0%</b> | <b>67.4</b>          | <b>90</b>     | <b>27</b>         |

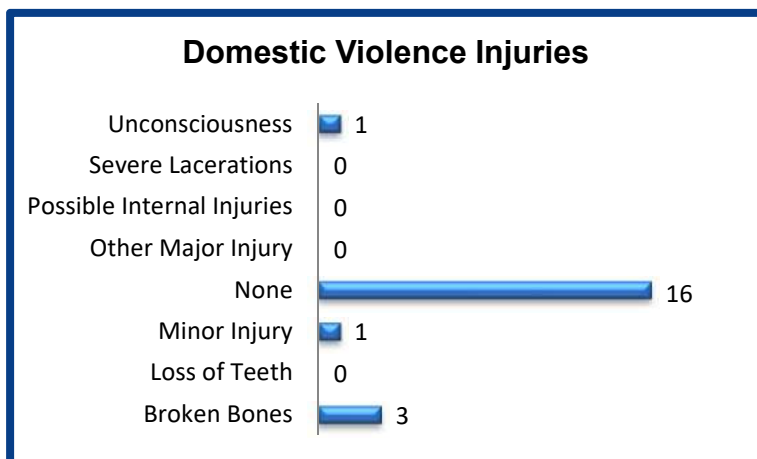
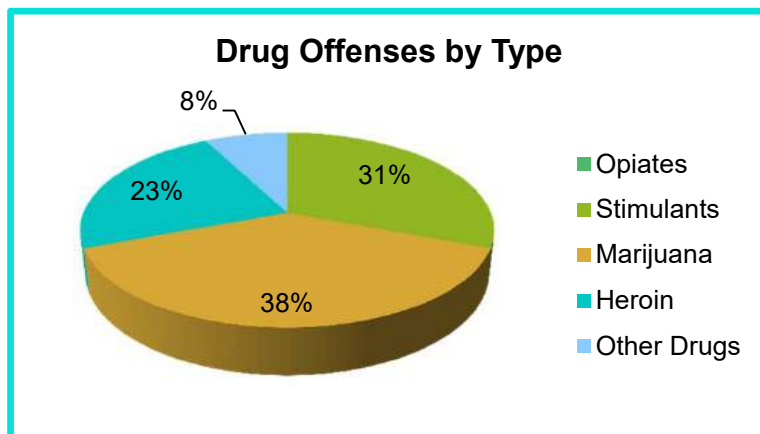
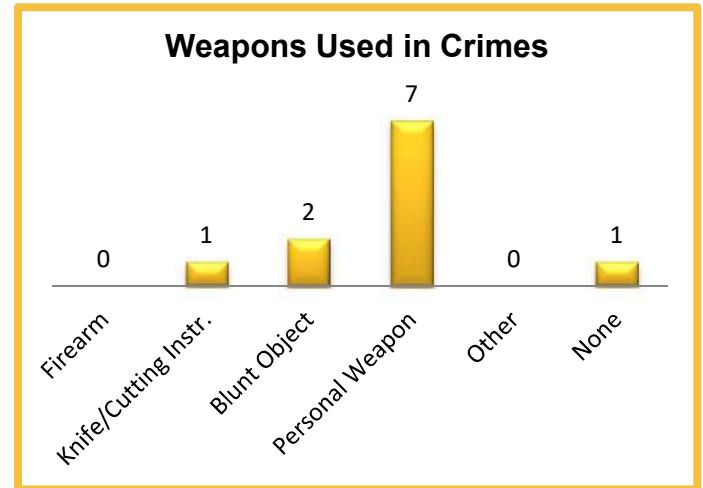
## 2017 Washington NIBRS Submission Agencies

Elma PD

Continued

### 2017 Group B Arrests

| Offense               | Adult     | Juvenile |
|-----------------------|-----------|----------|
| Bad Checks            | 0         | 0        |
| Curfew/Vagrancy       | 0         | 0        |
| Disorderly Conduct    | 12        | 0        |
| Drunkenness           | 0         | 0        |
| DUI                   | 8         | 0        |
| Family Offenses       | 0         | 0        |
| Liquor Law Violations | 0         | 0        |
| Peeping Tom           | 0         | 0        |
| Trespass              | 0         | 0        |
| All Other Offenses    | 6         | 0        |
| <b>Total</b>          | <b>26</b> | <b>0</b> |



### 2017 Property Values by Type

| Type                 | Value            |
|----------------------|------------------|
| Seized               | \$2,427          |
| Burned               | \$0              |
| Counterfeited/Forged | \$1,945          |
| Destroyed/Damaged    | \$6,710          |
| Recovered            | \$80,442         |
| Stolen               | \$110,134        |
| <b>Total</b>         | <b>\$201,658</b> |

## 2017 Washington NIBRS Submission Agencies

**Hoquiam PD**

Grays Harbor County

Population: 8,560  
Months Reported: 12

**Offense Overview**

Offense Total 795  
# of Cleared Offense 232  
Percent Cleared 29.2%

**Group A Arrest Overview**

Arrest Total 196  
Adult Arrest Total 189  
Juvenile Arrest Total 7

| Group A Offenses                 | Reported 2016 | Reported 2017 | % of Change* | Crime Rate per 1,000 | Total Arrests | DV Offense Totals |
|----------------------------------|---------------|---------------|--------------|----------------------|---------------|-------------------|
| Murder                           | 1             | 2             |              | 0.2                  | 2             | 1                 |
| Manslaughter                     | 0             | 0             |              | 0.0                  | 0             | 0                 |
| Rape                             | 3             | 2             |              | 0.2                  | 2             | 0                 |
| Sodomy                           | 0             | 0             |              | 0.0                  | 0             | 0                 |
| Sexual Assault w/Object          | 0             | 0             |              | 0.0                  | 0             | 0                 |
| Fondling                         | 10            | 24            |              | 2.8                  | 1             | 4                 |
| Aggravated Assault               | 10            | 7             |              | 0.8                  | 3             | 4                 |
| Simple Assault                   | 105           | 113           |              | 13.2                 | 55            | 87                |
| Intimidation                     | 13            | 20            |              | 2.3                  | 0             | 1                 |
| Kidnapping                       | 0             | 3             |              | 0.4                  | 1             | 2                 |
| Incest                           | 0             | 0             |              | 0.0                  | 0             | 0                 |
| Statutory Rape                   | 0             | 0             |              | 0.0                  | 0             | 0                 |
| Human Trafficking Offenses       | 0             | 0             |              | 0.0                  | 0             | 0                 |
| Violation of No Contact/Protect. | 46            | 60            |              | 7.0                  | 36            | 19                |
| Robbery                          | 4             | 2             |              | 0.2                  | 1             | 0                 |
| Burglary                         | 54            | 53            |              | 6.2                  | 9             | 0                 |
| Larceny-Theft Offenses           | 228           | 251           |              | 29.3                 | 40            | 2                 |
| Motor Vehicle Theft              | 21            | 22            |              | 2.6                  | 1             | 1                 |
| Arson                            | 3             | 1             |              | 0.1                  | 1             | 0                 |
| Destruction of Property          | 95            | 106           |              | 12.4                 | 11            | 0                 |
| Counterfeiting/Forgery           | 0             | 2             |              | 0.2                  | 0             | 0                 |
| Fraud Offenses                   | 14            | 5             |              | 0.6                  | 0             | 0                 |
| Embezzlement                     | 1             | 0             |              | 0.0                  | 0             | 0                 |
| Extortion/Blackmail              | 0             | 0             |              | 0.0                  | 0             | 0                 |
| Bribery                          | 0             | 0             |              | 0.0                  | 0             | 0                 |
| Stolen Property Offenses         | 3             | 7             |              | 0.8                  | 5             | 0                 |
| Animal Cruelty                   | 0             | 0             |              | 0.0                  | 0             | 0                 |
| Drug/Narcotic Violations         | 48            | 55            |              | 6.4                  | 5             | 0                 |
| Drug Equipment Violations        | 37            | 42            |              | 4.9                  | 18            | 0                 |
| Gambling Offenses                | 0             | 0             |              | 0.0                  | 0             | 0                 |
| Pornography                      | 3             | 0             |              | 0.0                  | 0             | 0                 |
| Prostitution Offenses            | 0             | 1             |              | 0.1                  | 0             | 0                 |
| Weapon Law Violations            | 16            | 17            |              | 2.0                  | 5             | 0                 |
| <b>Grand Total</b>               | <b>715</b>    | <b>795</b>    |              | <b>92.9</b>          | <b>196</b>    | <b>121</b>        |

\* Please see #10 in the NIBRS Individual Agency Page Table Legend on page 80

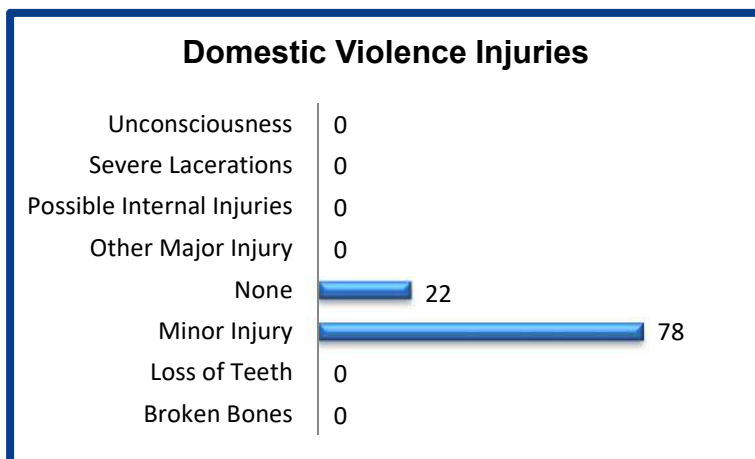
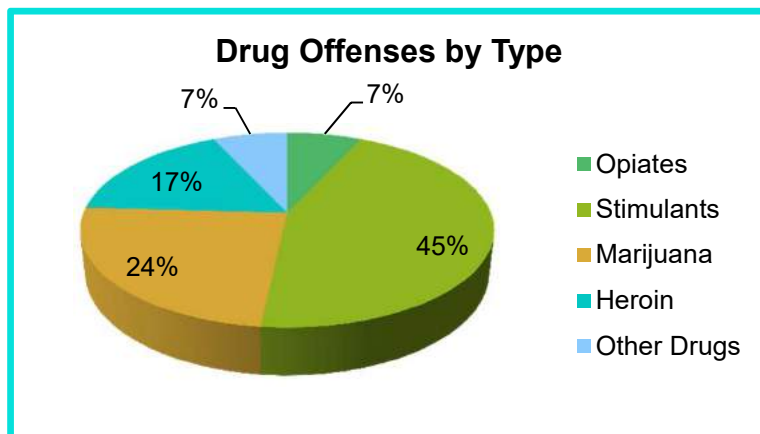
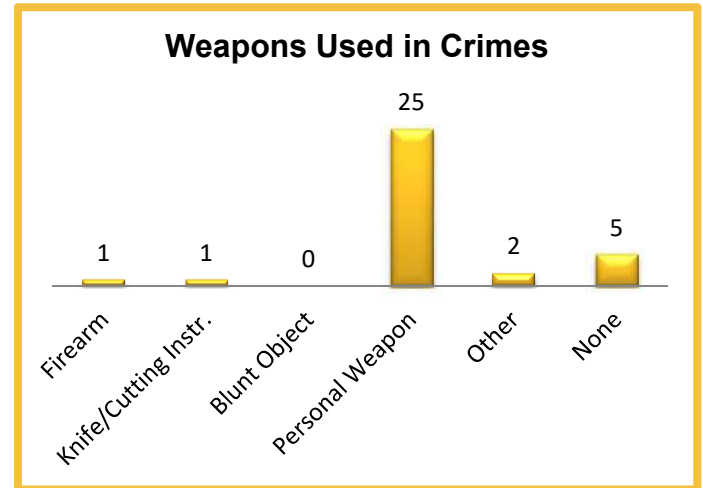
## 2017 Washington NIBRS Submission Agencies

Hoquiam PD

Continued

### 2017 Group B Arrests

| Offense               | Adult     | Juvenile |
|-----------------------|-----------|----------|
| Bad Checks            | 0         | 0        |
| Curfew/Vagrancy       | 0         | 0        |
| Disorderly Conduct    | 13        | 0        |
| Drunkenness           | 0         | 0        |
| DUI                   | 15        | 0        |
| Family Offenses       | 0         | 0        |
| Liquor Law Violations | 15        | 4        |
| Peeping Tom           | 0         | 0        |
| Trespass              | 12        | 0        |
| All Other Offenses    | 43        | 1        |
| <b>Total</b>          | <b>98</b> | <b>5</b> |



### 2017 Property Values by Type

| Type                 | Value            |
|----------------------|------------------|
| Seized               | \$7,082          |
| Burned               | \$1,000          |
| Counterfeited/Forged | \$120            |
| Destroyed/Damaged    | \$31,472         |
| Recovered            | \$101,076        |
| Stolen               | \$289,095        |
| <b>Total</b>         | <b>\$429,845</b> |

## 2017 Washington NIBRS Submission Agencies

**Montesano PD**

Grays Harbor County

Population: 4,120  
Months Reported: 12

**Offense Overview**

Offense Total 132  
# of Cleared Offense 54  
Percent Cleared 40.9%

**Group A Arrest Overview**

Arrest Total 59  
Adult Arrest Total 49  
Juvenile Arrest Total 10

| Group A Offenses                 | Reported 2016 | Reported 2017 | % of Change   | Crime Rate per 1,000 | Total Arrests | DV Offense Totals |
|----------------------------------|---------------|---------------|---------------|----------------------|---------------|-------------------|
| Murder                           | 0             | 0             |               | 0.0                  | 0             | 0                 |
| Manslaughter                     | 0             | 0             |               | 0.0                  | 0             | 0                 |
| Rape                             | 0             | 0             |               | 0.0                  | 0             | 0                 |
| Sodomy                           | 0             | 0             |               | 0.0                  | 0             | 0                 |
| Sexual Assault w/Object          | 0             | 0             |               | 0.0                  | 0             | 0                 |
| Fondling                         | 3             | 5             | 66.7%         | 1.2                  | 3             | 2                 |
| Aggravated Assault               | 2             | 1             | -50.0%        | 0.2                  | 1             | 1                 |
| Simple Assault                   | 32            | 24            | -25.0%        | 5.8                  | 22            | 13                |
| Intimidation                     | 0             | 2             |               | 0.5                  | 1             | 0                 |
| Kidnapping                       | 0             | 0             |               | 0.0                  | 0             | 0                 |
| Incest                           | 0             | 0             |               | 0.0                  | 0             | 0                 |
| Statutory Rape                   | 0             | 0             |               | 0.0                  | 0             | 0                 |
| Human Trafficking Offenses       | 0             | 0             |               | 0.0                  | 0             | 0                 |
| Violation of No Contact/Protect. | 5             | 7             | 40.0%         | 1.7                  | 6             | 6                 |
| Robbery                          | 1             | 1             | 0.0%          | 0.2                  | 2             | 0                 |
| Burglary                         | 8             | 11            | 37.5%         | 2.7                  | 3             | 0                 |
| Larceny-Theft Offenses           | 62            | 45            | -27.4%        | 10.9                 | 6             | 0                 |
| Motor Vehicle Theft              | 2             | 2             | 0.0%          | 0.5                  | 0             | 0                 |
| Arson                            | 0             | 0             |               | 0.0                  | 0             | 0                 |
| Destruction of Property          | 16            | 16            | 0.0%          | 3.9                  | 3             | 0                 |
| Counterfeiting/Forgery           | 2             | 2             | 0.0%          | 0.5                  | 0             | 0                 |
| Fraud Offenses                   | 7             | 5             | -28.6%        | 1.2                  | 3             | 0                 |
| Embezzlement                     | 0             | 0             |               | 0.0                  | 0             | 0                 |
| Extortion/Blackmail              | 0             | 0             |               | 0.0                  | 0             | 0                 |
| Bribery                          | 0             | 0             |               | 0.0                  | 0             | 0                 |
| Stolen Property Offenses         | 1             | 1             | 0.0%          | 0.2                  | 0             | 0                 |
| Animal Cruelty                   | 0             | 0             |               | 0.0                  | 0             | 0                 |
| Drug/Narcotic Violations         | 5             | 8             | 60.0%         | 1.9                  | 9             | 0                 |
| Drug Equipment Violations        | 2             | 2             | 0.0%          | 0.5                  | 0             | 0                 |
| Gambling Offenses                | 0             | 0             |               | 0.0                  | 0             | 0                 |
| Pornography                      | 2             | 0             | -100.0%       | 0.0                  | 0             | 0                 |
| Prostitution Offenses            | 0             | 0             |               | 0.0                  | 0             | 0                 |
| Weapon Law Violations            | 0             | 0             |               | 0.0                  | 0             | 0                 |
| <b>Grand Total</b>               | <b>150</b>    | <b>132</b>    | <b>-12.0%</b> | <b>32.0</b>          | <b>59</b>     | <b>22</b>         |

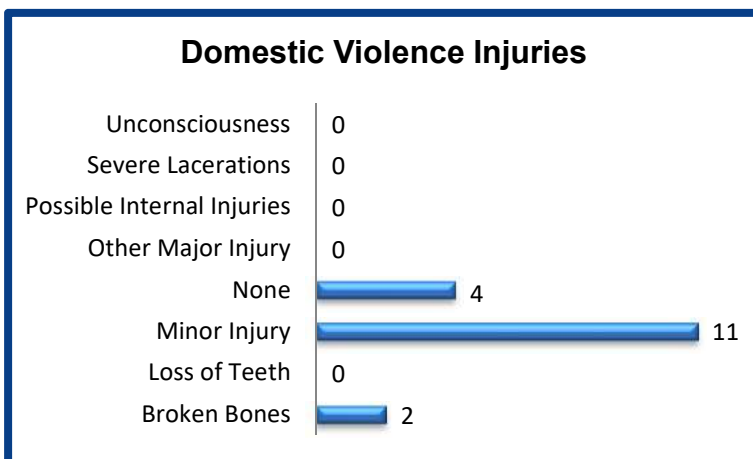
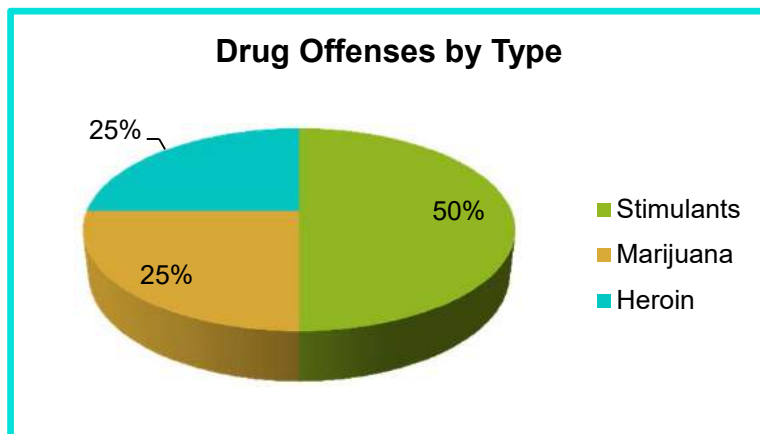
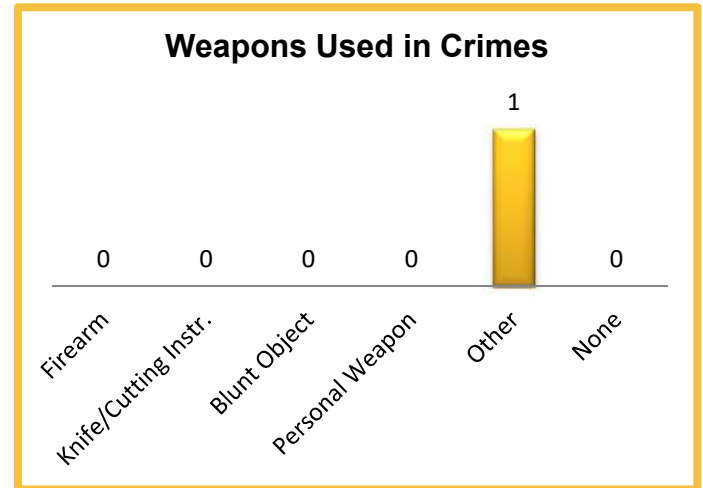
## 2017 Washington NIBRS Submission Agencies

Montesano PD

Continued

### 2017 Group B Arrests

| Offense               | Adult     | Juvenile |
|-----------------------|-----------|----------|
| Bad Checks            | 3         | 0        |
| Curfew/Vagrancy       | 0         | 0        |
| Disorderly Conduct    | 0         | 1        |
| Drunkenness           | 0         | 0        |
| DUI                   | 3         | 0        |
| Family Offenses       | 0         | 0        |
| Liquor Law Violations | 0         | 0        |
| Peeping Tom           | 0         | 0        |
| Trespass              | 1         | 0        |
| All Other Offenses    | 5         | 0        |
| <b>Total</b>          | <b>12</b> | <b>1</b> |



### 2017 Property Values by Type

| Type                 | Value            |
|----------------------|------------------|
| Seized               | \$15             |
| Burned               | \$0              |
| Counterfeited/Forged | \$552            |
| Destroyed/Damaged    | \$4,945          |
| Recovered            | \$42,217         |
| Stolen               | \$155,682        |
| <b>Total</b>         | <b>\$203,411</b> |

## 2017 Washington NIBRS Submission Agencies

**Oakville PD**

Grays Harbor County

Population: 690  
Months Reported: 12

### Offense Overview

Offense Total 33  
# of Cleared Offense 11  
Percent Cleared 33.3%

### Group A Arrest Overview

Arrest Total 11  
Adult Arrest Total 9  
Juvenile Arrest Total 2

| Group A Offenses                 | Reported 2016 | Reported 2017 | % of Change   | Crime Rate per 1,000 | Total Arrests | DV Offense Totals |
|----------------------------------|---------------|---------------|---------------|----------------------|---------------|-------------------|
| Murder                           | 0             | 0             |               | 0.0                  | 0             | 0                 |
| Manslaughter                     | 0             | 0             |               | 0.0                  | 0             | 0                 |
| Rape                             | 0             | 0             |               | 0.0                  | 0             | 0                 |
| Sodomy                           | 0             | 0             |               | 0.0                  | 0             | 0                 |
| Sexual Assault w/Object          | 0             | 0             |               | 0.0                  | 0             | 0                 |
| Fondling                         | 3             | 3             | 0.0%          | 4.3                  | 2             | 0                 |
| Aggravated Assault               | 3             | 1             | -66.7%        | 1.4                  | 1             | 1                 |
| Simple Assault                   | 5             | 3             | -40.0%        | 4.3                  | 1             | 2                 |
| Intimidation                     | 0             | 1             |               | 1.4                  | 0             | 0                 |
| Kidnapping                       | 0             | 0             |               | 0.0                  | 0             | 0                 |
| Incest                           | 0             | 0             |               | 0.0                  | 0             | 0                 |
| Statutory Rape                   | 0             | 0             |               | 0.0                  | 0             | 0                 |
| Human Trafficking Offenses       | 0             | 0             |               | 0.0                  | 0             | 0                 |
| Violation of No Contact/Protect. | 3             | 0             | -100.0%       | 0.0                  | 0             | 0                 |
| Robbery                          | 0             | 0             |               | 0.0                  | 0             | 0                 |
| Burglary                         | 7             | 5             | -28.6%        | 7.2                  | 1             | 0                 |
| Larceny-Theft Offenses           | 11            | 11            | 0.0%          | 15.9                 | 2             | 0                 |
| Motor Vehicle Theft              | 1             | 0             | -100.0%       | 0.0                  | 0             | 0                 |
| Arson                            | 0             | 0             |               | 0.0                  | 0             | 0                 |
| Destruction of Property          | 7             | 4             | -42.9%        | 5.8                  | 1             | 0                 |
| Counterfeiting/Forgery           | 1             | 1             | 0.0%          | 1.4                  | 0             | 0                 |
| Fraud Offenses                   | 1             | 0             | -100.0%       | 0.0                  | 0             | 0                 |
| Embezzlement                     | 0             | 1             |               | 1.4                  | 0             | 0                 |
| Extortion/Blackmail              | 0             | 0             |               | 0.0                  | 0             | 0                 |
| Bribery                          | 0             | 0             |               | 0.0                  | 0             | 0                 |
| Stolen Property Offenses         | 1             | 0             | -100.0%       | 0.0                  | 0             | 0                 |
| Animal Cruelty                   | 0             | 0             |               | 0.0                  | 0             | 0                 |
| Drug/Narcotic Violations         | 2             | 2             | 0.0%          | 2.9                  | 2             | 0                 |
| Drug Equipment Violations        | 0             | 0             |               | 0.0                  | 0             | 0                 |
| Gambling Offenses                | 0             | 0             |               | 0.0                  | 0             | 0                 |
| Pornography                      | 0             | 1             |               | 1.4                  | 1             | 0                 |
| Prostitution Offenses            | 0             | 0             |               | 0.0                  | 0             | 0                 |
| Weapon Law Violations            | 1             | 0             | -100.0%       | 0.0                  | 0             | 0                 |
| <b>Grand Total</b>               | <b>46</b>     | <b>33</b>     | <b>-28.3%</b> | <b>47.8</b>          | <b>11</b>     | <b>3</b>          |

## 2017 Washington NIBRS Submission Agencies

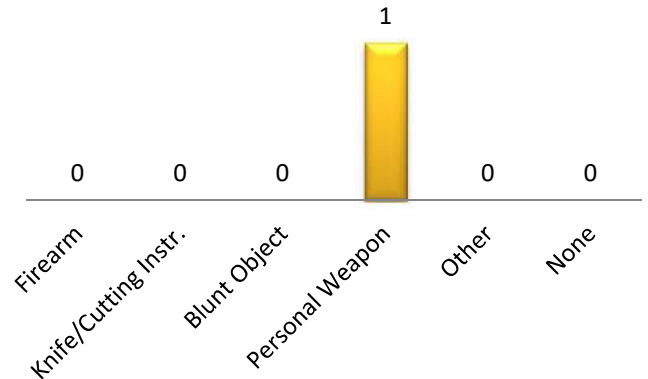
Oakville PD

Continued

### 2017 Group B Arrests

| Offense               | Adult    | Juvenile |
|-----------------------|----------|----------|
| Bad Checks            | 0        | 0        |
| Curfew/Vagrancy       | 0        | 0        |
| Disorderly Conduct    | 1        | 0        |
| Drunkenness           | 0        | 0        |
| DUI                   | 2        | 0        |
| Family Offenses       | 0        | 0        |
| Liquor Law Violations | 0        | 0        |
| Peeping Tom           | 0        | 0        |
| Trespass              | 0        | 0        |
| All Other Offenses    | 0        | 0        |
| <b>Total</b>          | <b>3</b> | <b>0</b> |

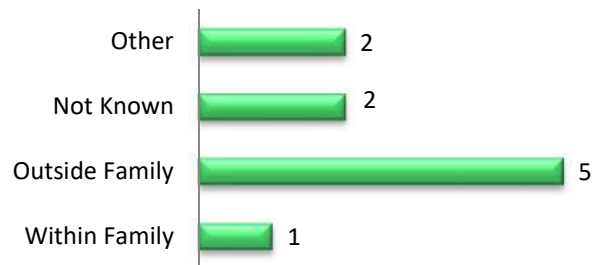
### Weapons Used in Crimes



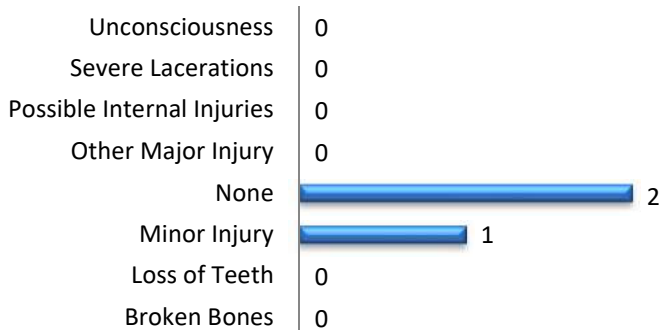
### Drug Offenses by Type

**No Drug Offenses by Type  
Reported**

### Relationship of Victim to Offender



### Domestic Violence Injuries



### 2017 Property Values by Type

| Type                 | Value            |
|----------------------|------------------|
| Seized               | \$0              |
| Burned               | \$0              |
| Counterfeited/Forged | \$200            |
| Destroyed/Damaged    | \$1,700          |
| Recovered            | \$894            |
| Stolen               | \$105,310        |
| <b>Total</b>         | <b>\$108,104</b> |

## 2017 Washington NIBRS Submission Agencies

**Ocean Shores PD**

Grays Harbor County

Population: 6,055  
Months Reported: 12

**Offense Overview**

Offense Total 422  
# of Cleared Offense 81  
Percent Cleared 19.2%

**Group A Arrest Overview**

Arrest Total 67  
Adult Arrest Total 67  
Juvenile Arrest Total 0

| Group A Offenses                 | Reported 2016 | Reported 2017 | % of Change  | Crime Rate per 1,000 | Total Arrests | DV Offense Totals |
|----------------------------------|---------------|---------------|--------------|----------------------|---------------|-------------------|
| Murder                           | 0             | 0             |              | 0.0                  | 0             | 0                 |
| Manslaughter                     | 0             | 0             |              | 0.0                  | 0             | 0                 |
| Rape                             | 2             | 5             | 150.0%       | 0.8                  | 0             | 0                 |
| Sodomy                           | 0             | 0             |              | 0.0                  | 0             | 0                 |
| Sexual Assault w/Object          | 0             | 0             |              | 0.0                  | 0             | 0                 |
| Fondling                         | 0             | 6             |              | 1.0                  | 0             | 3                 |
| Aggravated Assault               | 9             | 4             | -55.6%       | 0.7                  | 0             | 0                 |
| Simple Assault                   | 82            | 78            | -4.9%        | 12.9                 | 34            | 50                |
| Intimidation                     | 11            | 5             | -54.5%       | 0.8                  | 0             | 0                 |
| Kidnapping                       | 0             | 0             |              | 0.0                  | 0             | 0                 |
| Incest                           | 0             | 0             |              | 0.0                  | 0             | 0                 |
| Statutory Rape                   | 0             | 0             |              | 0.0                  | 0             | 0                 |
| Human Trafficking Offenses       | 0             | 0             |              | 0.0                  | 0             | 0                 |
| Violation of No Contact/Protect. | 31            | 23            | -25.8%       | 3.8                  | 14            | 22                |
| Robbery                          | 0             | 3             |              | 0.5                  | 0             | 0                 |
| Burglary                         | 41            | 90            | 119.5%       | 14.9                 | 2             | 0                 |
| Larceny-Theft Offenses           | 77            | 107           | 39.0%        | 17.7                 | 14            | 5                 |
| Motor Vehicle Theft              | 4             | 2             | -50.0%       | 0.3                  | 0             | 0                 |
| Arson                            | 1             | 2             | 100.0%       | 0.3                  | 0             | 1                 |
| Destruction of Property          | 46            | 80            | 73.9%        | 13.2                 | 3             | 0                 |
| Counterfeiting/Forgery           | 1             | 1             | 0.0%         | 0.2                  | 0             | 0                 |
| Fraud Offenses                   | 3             | 8             | 166.7%       | 1.3                  | 0             | 0                 |
| Embezzlement                     | 0             | 0             |              | 0.0                  | 0             | 0                 |
| Extortion/Blackmail              | 0             | 0             |              | 0.0                  | 0             | 0                 |
| Bribery                          | 0             | 0             |              | 0.0                  | 0             | 0                 |
| Stolen Property Offenses         | 1             | 0             | -100.0%      | 0.0                  | 0             | 0                 |
| Animal Cruelty                   | 0             | 1             |              | 0.2                  | 0             | 0                 |
| Drug/Narcotic Violations         | 5             | 5             | 0.0%         | 0.8                  | 0             | 0                 |
| Drug Equipment Violations        | 0             | 0             |              | 0.0                  | 0             | 0                 |
| Gambling Offenses                | 0             | 0             |              | 0.0                  | 0             | 0                 |
| Pornography                      | 1             | 0             | -100.0%      | 0.0                  | 0             | 0                 |
| Prostitution Offenses            | 0             | 0             |              | 0.0                  | 0             | 0                 |
| Weapon Law Violations            | 3             | 2             | -33.3%       | 0.3                  | 0             | 0                 |
| <b>Grand Total</b>               | <b>318</b>    | <b>422</b>    | <b>32.7%</b> | <b>69.7</b>          | <b>67</b>     | <b>81</b>         |


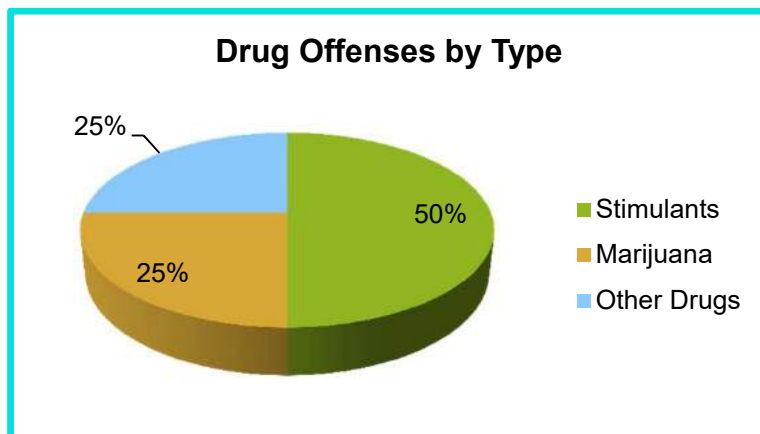
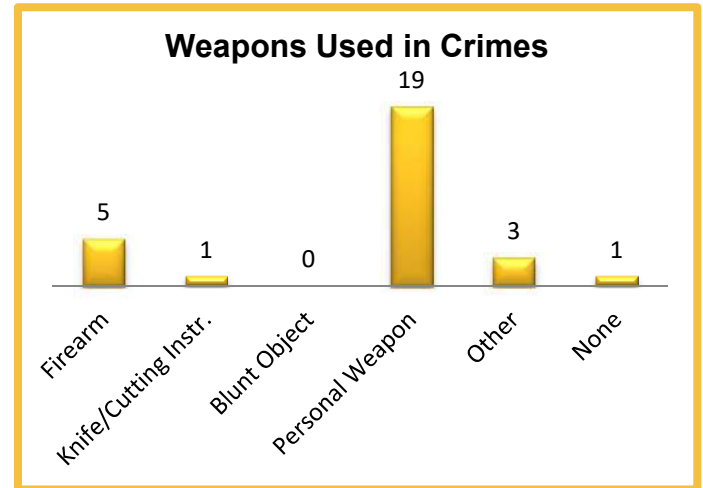
## 2017 Washington NIBRS Submission Agencies

Ocean Shores PD

Continued

### 2017 Group B Arrests

| Offense               | Adult     | Juvenile |
|-----------------------|-----------|----------|
| Bad Checks            | 0         | 0        |
| Curfew/Vagrancy       | 0         | 0        |
| Disorderly Conduct    | 2         | 0        |
| Drunkenness           | 0         | 0        |
| DUI                   | 14        | 0        |
| Family Offenses       | 0         | 0        |
| Liquor Law Violations | 0         | 0        |
| Peeping Tom           | 0         | 0        |
| Trespass              | 2         | 0        |
| All Other Offenses    | 6         | 0        |
| <b>Total</b>          | <b>24</b> | <b>0</b> |



### 2017 Property Values by Type

| Type                 | Value            |
|----------------------|------------------|
| Seized               | \$0              |
| Burned               | \$650            |
| Counterfeited/Forged | \$0              |
| Destroyed/Damaged    | \$42,739         |
| Recovered            | \$17,751         |
| Stolen               | \$402,478        |
| <b>Total</b>         | <b>\$463,618</b> |

## 2017 Washington NIBRS Submission Agencies

**Westport PD**

Grays Harbor County

Population: 2,115  
Months Reported: 11

**Offense Overview**

Offense Total 179  
# of Cleared Offense 9  
Percent Cleared 5.0%

**Group A Arrest Overview**

Arrest Total 4  
Adult Arrest Total 4  
Juvenile Arrest Total 0

| Group A Offenses                 | Reported 2016 | Reported 2017 | % of Change* | Crime Rate per 1,000 | Total Arrests | DV Offense Totals |
|----------------------------------|---------------|---------------|--------------|----------------------|---------------|-------------------|
| Murder                           | 0             | 0             |              | 0.0                  | 0             | 0                 |
| Manslaughter                     | 0             | 0             |              | 0.0                  | 0             | 0                 |
| Rape                             | 1             | 0             |              | 0.0                  | 0             | 0                 |
| Sodomy                           | 0             | 0             |              | 0.0                  | 0             | 0                 |
| Sexual Assault w/Object          | 0             | 0             |              | 0.0                  | 0             | 0                 |
| Fondling                         | 4             | 1             |              | 0.5                  | 0             | 0                 |
| Aggravated Assault               | 1             | 1             |              | 0.5                  | 0             | 0                 |
| Simple Assault                   | 13            | 19            |              | 9.0                  | 3             | 1                 |
| Intimidation                     | 23            | 25            |              | 11.8                 | 0             | 3                 |
| Kidnapping                       | 0             | 0             |              | 0.0                  | 0             | 0                 |
| Incest                           | 0             | 0             |              | 0.0                  | 0             | 0                 |
| Statutory Rape                   | 0             | 0             |              | 0.0                  | 0             | 0                 |
| Human Trafficking Offenses       | 0             | 0             |              | 0.0                  | 0             | 0                 |
| Violation of No Contact/Protect. | 13            | 14            |              | 6.6                  | 1             | 1                 |
| Robbery                          | 0             | 0             |              | 0.0                  | 0             | 0                 |
| Burglary                         | 23            | 11            |              | 5.2                  | 0             | 0                 |
| Larceny-Theft Offenses           | 88            | 74            |              | 35.0                 | 0             | 0                 |
| Motor Vehicle Theft              | 5             | 3             |              | 1.4                  | 0             | 0                 |
| Arson                            | 3             | 0             |              | 0.0                  | 0             | 0                 |
| Destruction of Property          | 23            | 16            |              | 7.6                  | 0             | 0                 |
| Counterfeiting/Forgery           | 0             | 0             |              | 0.0                  | 0             | 0                 |
| Fraud Offenses                   | 4             | 6             |              | 2.8                  | 0             | 0                 |
| Embezzlement                     | 0             | 0             |              | 0.0                  | 0             | 0                 |
| Extortion/Blackmail              | 0             | 0             |              | 0.0                  | 0             | 0                 |
| Bribery                          | 0             | 0             |              | 0.0                  | 0             | 0                 |
| Stolen Property Offenses         | 0             | 1             |              | 0.5                  | 0             | 0                 |
| Animal Cruelty                   | 0             | 0             |              | 0.0                  | 0             | 0                 |
| Drug/Narcotic Violations         | 6             | 2             |              | 0.9                  | 0             | 0                 |
| Drug Equipment Violations        | 0             | 1             |              | 0.5                  | 0             | 0                 |
| Gambling Offenses                | 0             | 0             |              | 0.0                  | 0             | 0                 |
| Pornography                      | 0             | 0             |              | 0.0                  | 0             | 0                 |
| Prostitution Offenses            | 0             | 0             |              | 0.0                  | 0             | 0                 |
| Weapon Law Violations            | 1             | 5             |              | 2.4                  | 0             | 0                 |
| <b>Grand Total</b>               | <b>208</b>    | <b>179</b>    |              | <b>84.6</b>          | <b>4</b>      | <b>5</b>          |

\* Please see #10 in the NIBRS Individual Agency Page Table Legend on page 80

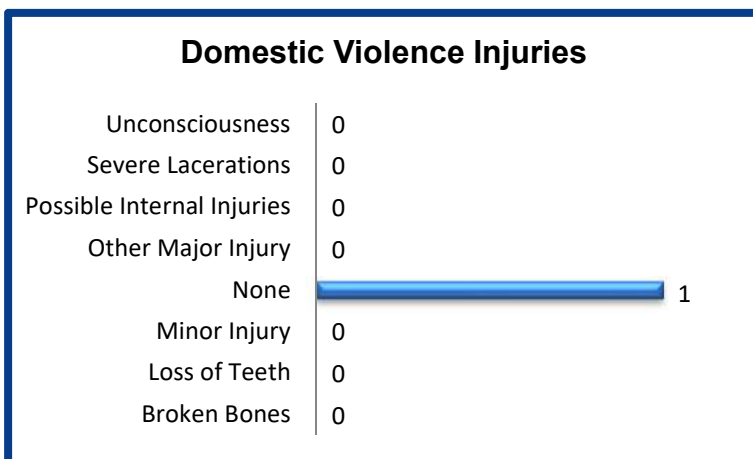
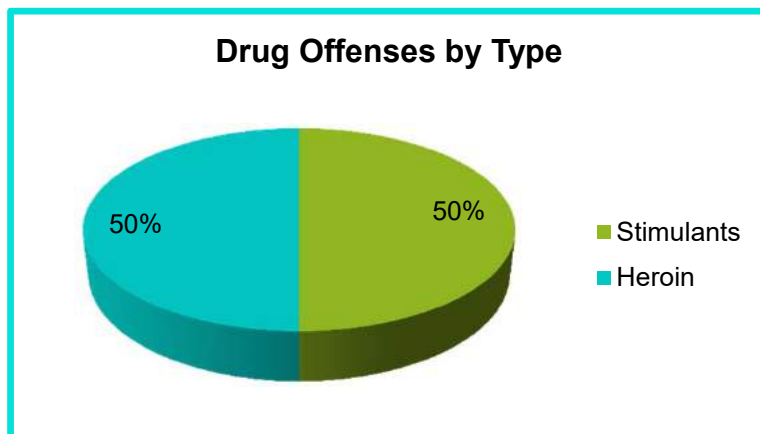
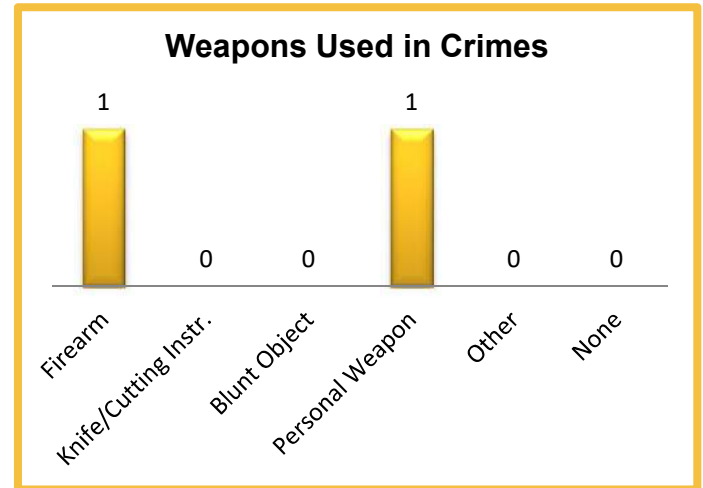
## 2017 Washington NIBRS Submission Agencies

Westport PD

Continued

### 2017 Group B Arrests

| Offense               | Adult     | Juvenile |
|-----------------------|-----------|----------|
| Bad Checks            | 0         | 0        |
| Curfew/Vagrancy       | 0         | 0        |
| Disorderly Conduct    | 0         | 0        |
| Drunkenness           | 0         | 0        |
| DUI                   | 7         | 0        |
| Family Offenses       | 0         | 0        |
| Liquor Law Violations | 5         | 0        |
| Peeping Tom           | 0         | 0        |
| Trespass              | 0         | 0        |
| All Other Offenses    | 20        | 0        |
| <b>Total</b>          | <b>32</b> | <b>0</b> |



### 2017 Property Values by Type

| Type                 | Value            |
|----------------------|------------------|
| Seized               | \$10             |
| Burned               | \$0              |
| Counterfeited/Forged | \$0              |
| Destroyed/Damaged    | \$2,360          |
| Recovered            | \$16,892         |
| Stolen               | \$98,302         |
| <b>Total</b>         | <b>\$117,564</b> |

## 2017 Washington NIBRS Submission Agencies

**Island SO**

Island County

Population: 56,880  
Months Reported: 9

### Offense Overview

Offense Total 945  
# of Cleared Offense 182  
Percent Cleared 19.3%

### Group A Arrest Overview

Arrest Total 145  
Adult Arrest Total 136  
Juvenile Arrest Total 9

| Group A Offenses                 | Reported 2016 | Reported 2017 | % of Change* | Crime Rate per 1,000 | Total Arrests | DV Offense Totals |
|----------------------------------|---------------|---------------|--------------|----------------------|---------------|-------------------|
| Murder                           | 1             | 0             |              | 0.0                  | 0             | 0                 |
| Manslaughter                     | 0             | 0             |              | 0.0                  | 0             | 0                 |
| Rape                             | 3             | 3             |              | 0.1                  | 0             | 2                 |
| Sodomy                           | 0             | 0             |              | 0.0                  | 0             | 0                 |
| Sexual Assault w/Object          | 0             | 0             |              | 0.0                  | 0             | 0                 |
| Fondling                         | 3             | 0             |              | 0.0                  | 0             | 0                 |
| Aggravated Assault               | 31            | 20            |              | 0.4                  | 13            | 13                |
| Simple Assault                   | 107           | 96            |              | 1.7                  | 47            | 74                |
| Intimidation                     | 31            | 23            |              | 0.4                  | 2             | 8                 |
| Kidnapping                       | 0             | 5             |              | 0.1                  | 4             | 3                 |
| Incest                           | 0             | 0             |              | 0.0                  | 0             | 0                 |
| Statutory Rape                   | 0             | 0             |              | 0.0                  | 0             | 0                 |
| Human Trafficking Offenses       | 0             | 0             |              | 0.0                  | 0             | 0                 |
| Violation of No Contact/Protect. | 56            | 51            |              | 0.9                  | 15            | 43                |
| Robbery                          | 1             | 4             |              | 0.1                  | 2             | 0                 |
| Burglary                         | 226           | 172           |              | 3.0                  | 13            | 5                 |
| Larceny-Theft Offenses           | 385           | 248           |              | 4.4                  | 17            | 3                 |
| Motor Vehicle Theft              | 33            | 34            |              | 0.6                  | 10            | 1                 |
| Arson                            | 2             | 2             |              | 0.0                  | 1             | 1                 |
| Destruction of Property          | 218           | 158           |              | 2.8                  | 11            | 0                 |
| Counterfeiting/Forgery           | 5             | 8             |              | 0.1                  | 1             | 0                 |
| Fraud Offenses                   | 78            | 86            |              | 1.5                  | 0             | 0                 |
| Embezzlement                     | 1             | 0             |              | 0.0                  | 0             | 0                 |
| Extortion/Blackmail              | 0             | 0             |              | 0.0                  | 0             | 0                 |
| Bribery                          | 0             | 0             |              | 0.0                  | 0             | 0                 |
| Stolen Property Offenses         | 1             | 1             |              | 0.0                  | 0             | 0                 |
| Animal Cruelty                   | 0             | 0             |              | 0.0                  | 0             | 0                 |
| Drug/Narcotic Violations         | 25            | 15            |              | 0.3                  | 7             | 0                 |
| Drug Equipment Violations        | 4             | 1             |              | 0.0                  | 0             | 0                 |
| Gambling Offenses                | 0             | 0             |              | 0.0                  | 0             | 0                 |
| Pornography                      | 4             | 1             |              | 0.0                  | 0             | 0                 |
| Prostitution Offenses            | 0             | 0             |              | 0.0                  | 0             | 0                 |
| Weapon Law Violations            | 13            | 17            |              | 0.3                  | 2             | 0                 |
| <b>Grand Total</b>               | <b>1,228</b>  | <b>945</b>    |              | <b>16.6</b>          | <b>145</b>    | <b>153</b>        |

\* Please see #10 in the NIBRS Individual Agency Page Table Legend on page 80

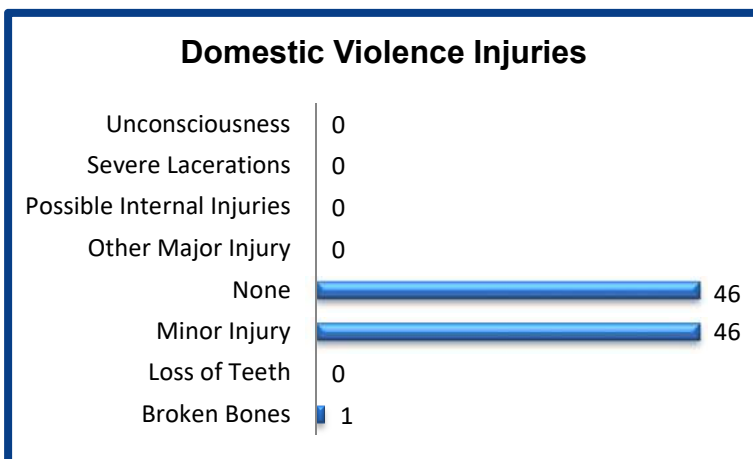
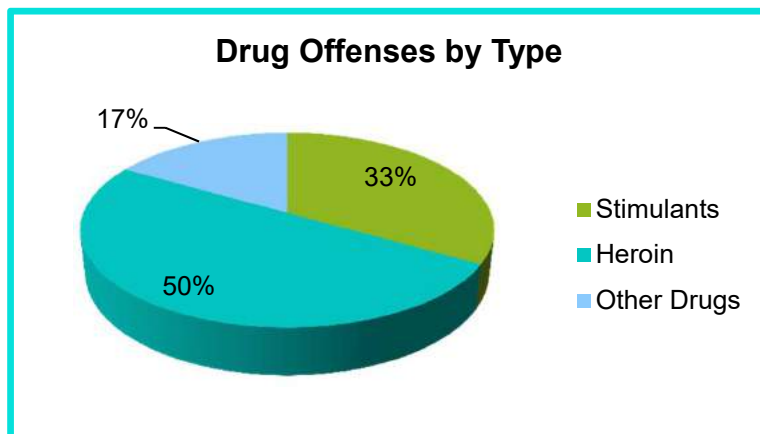
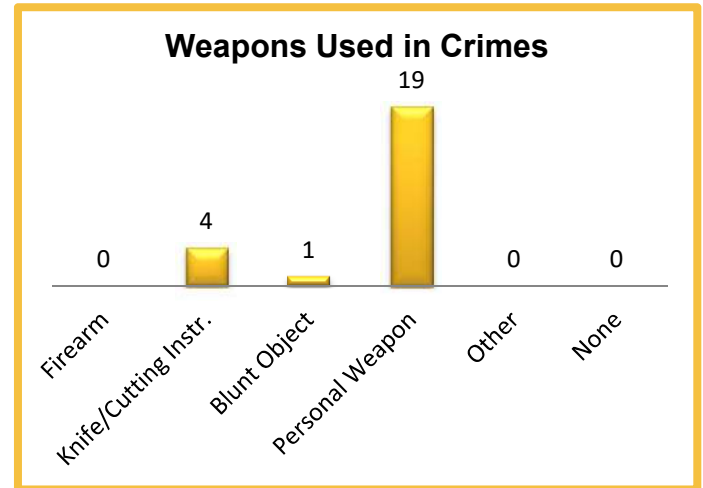
## 2017 Washington NIBRS Submission Agencies

Island SO

Continued

### 2017 Group B Arrests

| Offense               | Adult      | Juvenile |
|-----------------------|------------|----------|
| Bad Checks            | 0          | 0        |
| Curfew/Vagrancy       | 0          | 0        |
| Disorderly Conduct    | 5          | 0        |
| Drunkenness           | 0          | 0        |
| DUI                   | 20         | 0        |
| Family Offenses       | 1          | 0        |
| Liquor Law Violations | 2          | 0        |
| Peeping Tom           | 0          | 0        |
| Trespass              | 10         | 0        |
| All Other Offenses    | 223        | 1        |
| <b>Total</b>          | <b>261</b> | <b>1</b> |



### 2017 Property Values by Type

| Type                 | Value              |
|----------------------|--------------------|
| Seized               | \$2                |
| Burned               | \$990,001          |
| Counterfeited/Forged | \$1,624            |
| Destroyed/Damaged    | \$74,044           |
| Recovered            | \$32,265           |
| Stolen               | \$406,350          |
| <b>Total</b>         | <b>\$1,504,286</b> |

## 2017 Washington NIBRS Submission Agencies

**Oak Harbor PD**

Island County

Population: 22,842

Months Reported: 12

**Offense Overview**

Offense Total 556  
# of Cleared Offense 256  
Percent Cleared 46.0%

**Group A Arrest Overview**

Arrest Total 231  
Adult Arrest Total 193  
Juvenile Arrest Total 38

| Group A Offenses                 | Reported 2016 | Reported 2017 | % of Change   | Crime Rate per 1,000 | Total Arrests | DV Offense Totals |
|----------------------------------|---------------|---------------|---------------|----------------------|---------------|-------------------|
| Murder                           | 0             | 0             |               | 0.0                  | 0             | 0                 |
| Manslaughter                     | 0             | 0             |               | 0.0                  | 0             | 0                 |
| Rape                             | 14            | 7             | -50.0%        | 0.3                  | 1             | 1                 |
| Sodomy                           | 1             | 0             | -100.0%       | 0.0                  | 0             | 0                 |
| Sexual Assault w/Object          | 1             | 0             | -100.0%       | 0.0                  | 0             | 0                 |
| Fondling                         | 4             | 0             | -100.0%       | 0.0                  | 0             | 0                 |
| Aggravated Assault               | 30            | 25            | -16.7%        | 1.1                  | 28            | 17                |
| Simple Assault                   | 173           | 141           | -18.5%        | 6.2                  | 76            | 98                |
| Intimidation                     | 21            | 6             | -71.4%        | 0.3                  | 1             | 1                 |
| Kidnapping                       | 4             | 4             | 0.0%          | 0.2                  | 2             | 4                 |
| Incest                           | 4             | 0             | -100.0%       | 0.0                  | 0             | 0                 |
| Statutory Rape                   | 0             | 0             |               | 0.0                  | 0             | 0                 |
| Human Trafficking Offenses       | 0             | 0             |               | 0.0                  | 0             | 0                 |
| Violation of No Contact/Protect. | 63            | 32            | -49.2%        | 1.4                  | 12            | 28                |
| Robbery                          | 3             | 1             | -66.7%        | 0.0                  | 0             | 0                 |
| Burglary                         | 64            | 28            | -56.3%        | 1.2                  | 11            | 2                 |
| Larceny-Theft Offenses           | 234           | 146           | -37.6%        | 6.4                  | 55            | 0                 |
| Motor Vehicle Theft              | 32            | 29            | -9.4%         | 1.3                  | 8             | 2                 |
| Arson                            | 1             | 1             | 0.0%          | 0.0                  | 1             | 0                 |
| Destruction of Property          | 123           | 44            | -64.2%        | 1.9                  | 13            | 0                 |
| Counterfeiting/Forgery           | 16            | 7             | -56.3%        | 0.3                  | 0             | 0                 |
| Fraud Offenses                   | 29            | 24            | -17.2%        | 1.1                  | 0             | 0                 |
| Embezzlement                     | 1             | 0             | -100.0%       | 0.0                  | 0             | 0                 |
| Extortion/Blackmail              | 0             | 0             |               | 0.0                  | 0             | 0                 |
| Bribery                          | 0             | 0             |               | 0.0                  | 0             | 0                 |
| Stolen Property Offenses         | 5             | 3             | -40.0%        | 0.1                  | 1             | 0                 |
| Animal Cruelty                   | 0             | 0             |               | 0.0                  | 0             | 0                 |
| Drug/Narcotic Violations         | 42            | 38            | -9.5%         | 1.7                  | 17            | 0                 |
| Drug Equipment Violations        | 9             | 9             | 0.0%          | 0.4                  | 0             | 0                 |
| Gambling Offenses                | 0             | 0             |               | 0.0                  | 0             | 0                 |
| Pornography                      | 0             | 0             |               | 0.0                  | 0             | 0                 |
| Prostitution Offenses            | 0             | 0             |               | 0.0                  | 0             | 0                 |
| Weapon Law Violations            | 24            | 11            | -54.2%        | 0.5                  | 5             | 0                 |
| <b>Grand Total</b>               | <b>898</b>    | <b>556</b>    | <b>-38.1%</b> | <b>24.3</b>          | <b>231</b>    | <b>153</b>        |

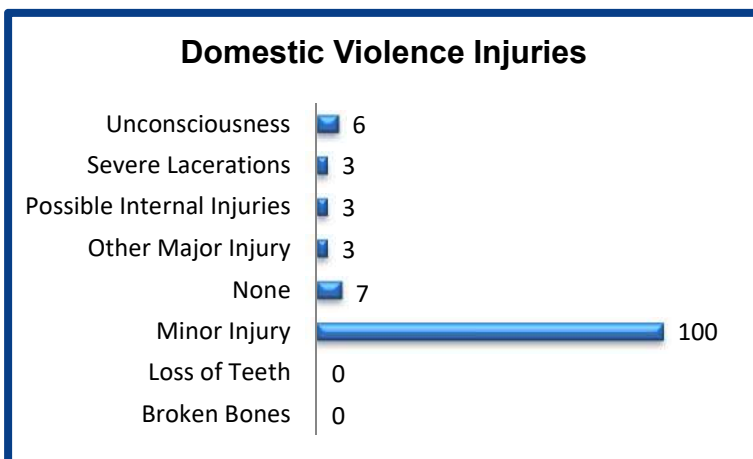
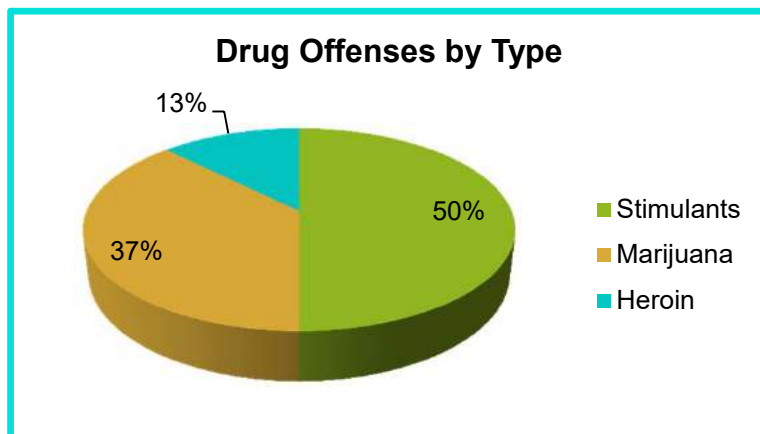
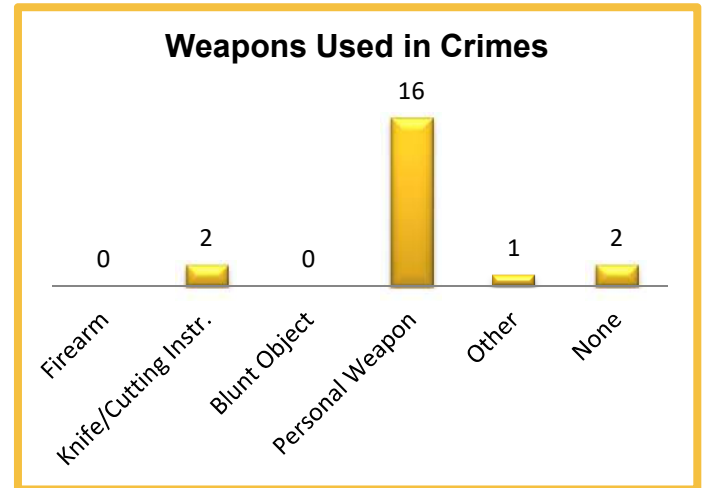
## 2017 Washington NIBRS Submission Agencies

Oak Harbor PD

Continued

### 2017 Group B Arrests

| Offense               | Adult      | Juvenile |
|-----------------------|------------|----------|
| Bad Checks            | 0          | 0        |
| Curfew/Vagrancy       | 0          | 0        |
| Disorderly Conduct    | 6          | 0        |
| Drunkenness           | 0          | 0        |
| DUI                   | 48         | 0        |
| Family Offenses       | 1          | 0        |
| Liquor Law Violations | 1          | 1        |
| Peeping Tom           | 0          | 0        |
| Trespass              | 11         | 0        |
| All Other Offenses    | 112        | 2        |
| <b>Total</b>          | <b>179</b> | <b>3</b> |



### 2017 Property Values by Type

| Type                 | Value            |
|----------------------|------------------|
| Seized               | \$0              |
| Burned               | \$1              |
| Counterfeited/Forged | \$12,600         |
| Destroyed/Damaged    | \$10,390         |
| Recovered            | \$10,645         |
| Stolen               | \$112,919        |
| <b>Total</b>         | <b>\$146,555</b> |

## 2017 Washington NIBRS Submission Agencies

**Jefferson SO**

Jefferson County

Population: 21,860  
Months Reported: 12

**Offense Overview**

Offense Total 511  
# of Cleared Offense 184  
Percent Cleared 36.0%

**Group A Arrest Overview**

Arrest Total 155  
Adult Arrest Total 144  
Juvenile Arrest Total 11

| Group A Offenses                 | Reported 2016 | Reported 2017 | % of Change | Crime Rate per 1,000 | Total Arrests | DV Offense Totals |
|----------------------------------|---------------|---------------|-------------|----------------------|---------------|-------------------|
| Murder                           | 0             | 0             |             | 0.0                  | 0             | 0                 |
| Manslaughter                     | 0             | 0             |             | 0.0                  | 0             | 0                 |
| Rape                             | 2             | 4             | 100.0%      | 0.2                  | 0             | 4                 |
| Sodomy                           | 0             | 0             |             | 0.0                  | 0             | 0                 |
| Sexual Assault w/Object          | 0             | 0             |             | 0.0                  | 0             | 0                 |
| Fondling                         | 9             | 2             | -77.8%      | 0.1                  | 0             | 2                 |
| Aggravated Assault               | 14            | 21            | 50.0%       | 1.0                  | 5             | 6                 |
| Simple Assault                   | 76            | 72            | -5.3%       | 3.3                  | 36            | 48                |
| Intimidation                     | 18            | 9             | -50.0%      | 0.4                  | 3             | 3                 |
| Kidnapping                       | 0             | 0             |             | 0.0                  | 0             | 0                 |
| Incest                           | 0             | 0             |             | 0.0                  | 0             | 0                 |
| Statutory Rape                   | 1             | 0             | -100.0%     | 0.0                  | 0             | 0                 |
| Human Trafficking Offenses       | 0             | 0             |             | 0.0                  | 0             | 0                 |
| Violation of No Contact/Protect. | 35            | 29            | -17.1%      | 1.3                  | 20            | 17                |
| Robbery                          | 1             | 3             | 200.0%      | 0.1                  | 4             | 0                 |
| Burglary                         | 64            | 62            | -3.1%       | 2.8                  | 7             | 2                 |
| Larceny-Theft Offenses           | 114           | 132           | 15.8%       | 6.0                  | 8             | 3                 |
| Motor Vehicle Theft              | 24            | 11            | -54.2%      | 0.5                  | 3             | 1                 |
| Arson                            | 2             | 0             | -100.0%     | 0.0                  | 0             | 0                 |
| Destruction of Property          | 42            | 60            | 42.9%       | 2.7                  | 10            | 0                 |
| Counterfeiting/Forgery           | 2             | 7             | 250.0%      | 0.3                  | 0             | 0                 |
| Fraud Offenses                   | 2             | 3             | 50.0%       | 0.1                  | 0             | 0                 |
| Embezzlement                     | 1             | 0             | -100.0%     | 0.0                  | 0             | 0                 |
| Extortion/Blackmail              | 0             | 0             |             | 0.0                  | 0             | 0                 |
| Bribery                          | 0             | 0             |             | 0.0                  | 0             | 0                 |
| Stolen Property Offenses         | 0             | 6             |             | 0.3                  | 2             | 0                 |
| Animal Cruelty                   | 0             | 0             |             | 0.0                  | 0             | 0                 |
| Drug/Narcotic Violations         | 41            | 56            | 36.6%       | 2.6                  | 45            | 0                 |
| Drug Equipment Violations        | 14            | 25            | 78.6%       | 1.1                  | 7             | 0                 |
| Gambling Offenses                | 0             | 0             |             | 0.0                  | 0             | 0                 |
| Pornography                      | 1             | 0             | -100.0%     | 0.0                  | 0             | 0                 |
| Prostitution Offenses            | 0             | 0             |             | 0.0                  | 0             | 0                 |
| Weapon Law Violations            | 8             | 9             | 12.5%       | 0.4                  | 5             | 0                 |
| <b>Grand Total</b>               | <b>471</b>    | <b>511</b>    | <b>8.5%</b> | <b>23.4</b>          | <b>155</b>    | <b>86</b>         |

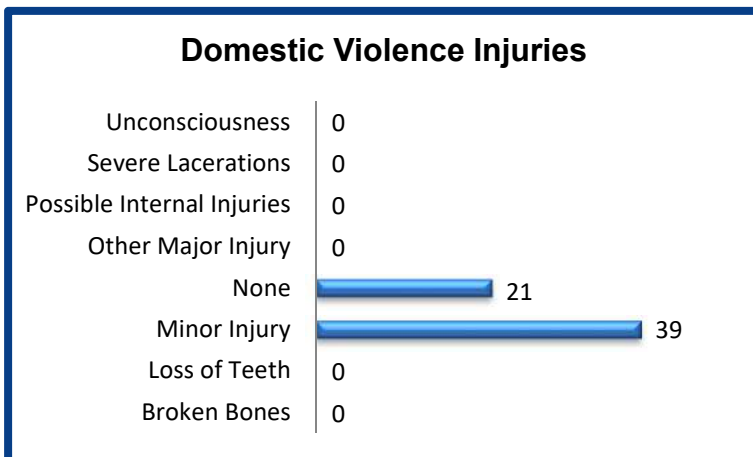
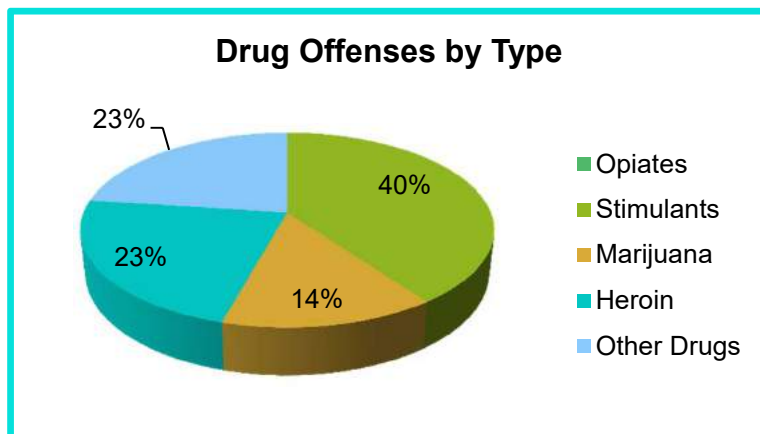
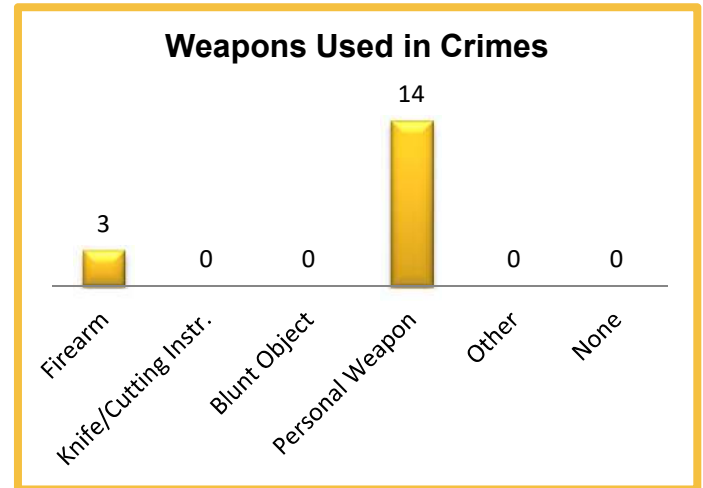
## 2017 Washington NIBRS Submission Agencies

Jefferson SO

Continued

### 2017 Group B Arrests

| Offense               | Adult     | Juvenile |
|-----------------------|-----------|----------|
| Bad Checks            | 0         | 0        |
| Curfew/Vagrancy       | 0         | 0        |
| Disorderly Conduct    | 1         | 0        |
| Drunkenness           | 0         | 0        |
| DUI                   | 51        | 0        |
| Family Offenses       | 0         | 0        |
| Liquor Law Violations | 1         | 2        |
| Peeping Tom           | 0         | 0        |
| Trespass              | 13        | 0        |
| All Other Offenses    | 19        | 2        |
| <b>Total</b>          | <b>85</b> | <b>4</b> |



### 2017 Property Values by Type

| Type                 | Value            |
|----------------------|------------------|
| Seized               | \$80             |
| Burned               | \$0              |
| Counterfeited/Forged | \$226,051        |
| Destroyed/Damaged    | \$72,937         |
| Recovered            | \$91,813         |
| Stolen               | \$284,180        |
| <b>Total</b>         | <b>\$675,061</b> |

## 2017 Washington NIBRS Submission Agencies

**Port Townsend PD**

Jefferson County

Population: 9,500  
Months Reported: 12

### Offense Overview

Offense Total 491  
# of Cleared Offense 125  
Percent Cleared 25.5%

### Group A Arrest Overview

Arrest Total 100  
Adult Arrest Total 91  
Juvenile Arrest Total 9

| Group A Offenses                 | Reported 2016 | Reported 2017 | % of Change   | Crime Rate per 1,000 | Total Arrests | DV Offense Totals |
|----------------------------------|---------------|---------------|---------------|----------------------|---------------|-------------------|
| Murder                           | 1             | 0             | -100.0%       | 0.0                  | 0             | 0                 |
| Manslaughter                     | 0             | 0             |               | 0.0                  | 0             | 0                 |
| Rape                             | 2             | 3             | 50.0%         | 0.3                  | 0             | 0                 |
| Sodomy                           | 0             | 0             |               | 0.0                  | 0             | 0                 |
| Sexual Assault w/Object          | 1             | 1             | 0.0%          | 0.1                  | 0             | 0                 |
| Fondling                         | 4             | 3             | -25.0%        | 0.3                  | 0             | 1                 |
| Aggravated Assault               | 19            | 21            | 10.5%         | 2.2                  | 6             | 11                |
| Simple Assault                   | 82            | 69            | -15.9%        | 7.3                  | 29            | 36                |
| Intimidation                     | 40            | 24            | -40.0%        | 2.5                  | 7             | 4                 |
| Kidnapping                       | 3             | 3             | 0.0%          | 0.3                  | 0             | 2                 |
| Incest                           | 0             | 0             |               | 0.0                  | 0             | 0                 |
| Statutory Rape                   | 0             | 0             |               | 0.0                  | 0             | 0                 |
| Human Trafficking Offenses       | 0             | 0             |               | 0.0                  | 0             | 0                 |
| Violation of No Contact/Protect. | 13            | 22            | 69.2%         | 2.3                  | 7             | 15                |
| Robbery                          | 1             | 5             | 400.0%        | 0.5                  | 4             | 1                 |
| Burglary                         | 71            | 35            | -50.7%        | 3.7                  | 7             | 0                 |
| Larceny-Theft Offenses           | 299           | 156           | -47.8%        | 16.4                 | 13            | 2                 |
| Motor Vehicle Theft              | 8             | 11            | 37.5%         | 1.2                  | 1             | 0                 |
| Arson                            | 1             | 1             | 0.0%          | 0.1                  | 1             | 0                 |
| Destruction of Property          | 118           | 90            | -23.7%        | 9.5                  | 8             | 0                 |
| Counterfeiting/Forgery           | 12            | 11            | -8.3%         | 1.2                  | 0             | 0                 |
| Fraud Offenses                   | 11            | 8             | -27.3%        | 0.8                  | 1             | 0                 |
| Embezzlement                     | 0             | 0             |               | 0.0                  | 0             | 0                 |
| Extortion/Blackmail              | 0             | 0             |               | 0.0                  | 0             | 0                 |
| Bribery                          | 0             | 0             |               | 0.0                  | 0             | 0                 |
| Stolen Property Offenses         | 4             | 5             | 25.0%         | 0.5                  | 2             | 0                 |
| Animal Cruelty                   | 0             | 0             |               | 0.0                  | 0             | 0                 |
| Drug/Narcotic Violations         | 15            | 20            | 33.3%         | 2.1                  | 11            | 0                 |
| Drug Equipment Violations        | 2             | 0             | -100.0%       | 0.0                  | 0             | 0                 |
| Gambling Offenses                | 0             | 0             |               | 0.0                  | 0             | 0                 |
| Pornography                      | 0             | 0             |               | 0.0                  | 0             | 0                 |
| Prostitution Offenses            | 0             | 0             |               | 0.0                  | 0             | 0                 |
| Weapon Law Violations            | 6             | 3             | -50.0%        | 0.3                  | 3             | 0                 |
| <b>Grand Total</b>               | <b>713</b>    | <b>491</b>    | <b>-31.1%</b> | <b>51.7</b>          | <b>100</b>    | <b>72</b>         |

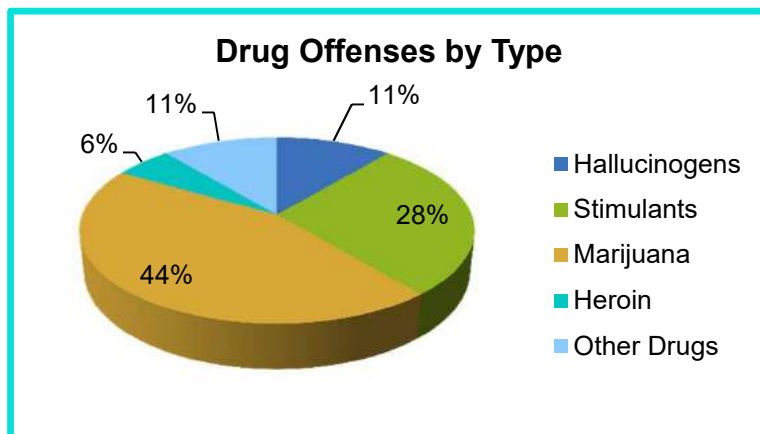
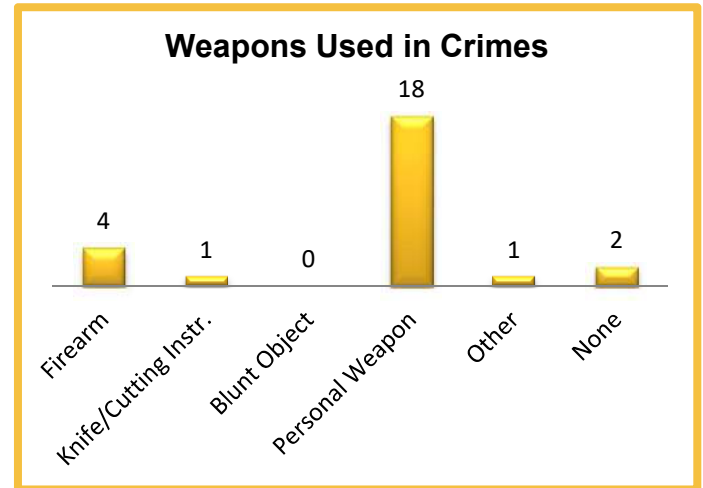
## 2017 Washington NIBRS Submission Agencies

Port Townsend PD

Continued

### 2017 Group B Arrests

| Offense               | Adult     | Juvenile |
|-----------------------|-----------|----------|
| Bad Checks            | 0         | 0        |
| Curfew/Vagrancy       | 0         | 0        |
| Disorderly Conduct    | 3         | 0        |
| Drunkenness           | 0         | 0        |
| DUI                   | 30        | 0        |
| Family Offenses       | 0         | 0        |
| Liquor Law Violations | 9         | 4        |
| Peeping Tom           | 0         | 0        |
| Trespass              | 31        | 0        |
| All Other Offenses    | 15        | 2        |
| <b>Total</b>          | <b>88</b> | <b>6</b> |



### 2017 Property Values by Type

| Type                 | Value            |
|----------------------|------------------|
| Seized               | \$0              |
| Burned               | \$1,000          |
| Counterfeited/Forged | \$13,808         |
| Destroyed/Damaged    | \$56,027         |
| Recovered            | \$40,137         |
| Stolen               | \$139,194        |
| <b>Total</b>         | <b>\$250,166</b> |

## 2017 Washington NIBRS Submission Agencies

**Algona PD**

King County

Population: 3,180  
Months Reported: 12

### Offense Overview

Offense Total 117  
# of Cleared Offense 1  
Percent Cleared 0.9%

### Group A Arrest Overview

Arrest Total 0  
Adult Arrest Total 0  
Juvenile Arrest Total 0

| Group A Offenses                 | Reported 2016 | Reported 2017 | % of Change  | Crime Rate per 1,000 | Total Arrests | DV Offense Totals |
|----------------------------------|---------------|---------------|--------------|----------------------|---------------|-------------------|
| Murder                           | 0             | 0             |              | 0.0                  | 0             | 0                 |
| Manslaughter                     | 0             | 0             |              | 0.0                  | 0             | 0                 |
| Rape                             | 1             | 0             | -100.0%      | 0.0                  | 0             | 0                 |
| Sodomy                           | 0             | 0             |              | 0.0                  | 0             | 0                 |
| Sexual Assault w/Object          | 0             | 0             |              | 0.0                  | 0             | 0                 |
| Fondling                         | 0             | 0             |              | 0.0                  | 0             | 0                 |
| Aggravated Assault               | 1             | 1             | 0.0%         | 0.3                  | 0             | 0                 |
| Simple Assault                   | 20            | 9             | -55.0%       | 2.8                  | 0             | 5                 |
| Intimidation                     | 3             | 0             | -100.0%      | 0.0                  | 0             | 0                 |
| Kidnapping                       | 0             | 0             |              | 0.0                  | 0             | 0                 |
| Incest                           | 0             | 0             |              | 0.0                  | 0             | 0                 |
| Statutory Rape                   | 0             | 0             |              | 0.0                  | 0             | 0                 |
| Human Trafficking Offenses       | 0             | 0             |              | 0.0                  | 0             | 0                 |
| Violation of No Contact/Protect. | 3             | 16            | 433.3%       | 5.0                  | 0             | 14                |
| Robbery                          | 0             | 1             |              | 0.3                  | 0             | 0                 |
| Burglary                         | 16            | 14            | -12.5%       | 4.4                  | 0             | 0                 |
| Larceny-Theft Offenses           | 31            | 36            | 16.1%        | 11.3                 | 0             | 1                 |
| Motor Vehicle Theft              | 2             | 2             | 0.0%         | 0.6                  | 0             | 0                 |
| Arson                            | 0             | 0             |              | 0.0                  | 0             | 0                 |
| Destruction of Property          | 31            | 25            | -19.4%       | 7.9                  | 0             | 0                 |
| Counterfeiting/Forgery           | 5             | 2             | -60.0%       | 0.6                  | 0             | 0                 |
| Fraud Offenses                   | 3             | 7             | 133.3%       | 2.2                  | 0             | 0                 |
| Embezzlement                     | 0             | 0             |              | 0.0                  | 0             | 0                 |
| Extortion/Blackmail              | 1             | 0             | -100.0%      | 0.0                  | 0             | 0                 |
| Bribery                          | 0             | 0             |              | 0.0                  | 0             | 0                 |
| Stolen Property Offenses         | 3             | 1             | -66.7%       | 0.3                  | 0             | 0                 |
| Animal Cruelty                   | 0             | 0             |              | 0.0                  | 0             | 0                 |
| Drug/Narcotic Violations         | 3             | 2             | -33.3%       | 0.6                  | 0             | 0                 |
| Drug Equipment Violations        | 2             | 1             | -50.0%       | 0.3                  | 0             | 0                 |
| Gambling Offenses                | 0             | 0             |              | 0.0                  | 0             | 0                 |
| Pornography                      | 0             | 0             |              | 0.0                  | 0             | 0                 |
| Prostitution Offenses            | 0             | 0             |              | 0.0                  | 0             | 0                 |
| Weapon Law Violations            | 2             | 0             | -100.0%      | 0.0                  | 0             | 0                 |
| <b>Grand Total</b>               | <b>127</b>    | <b>117</b>    | <b>-7.9%</b> | <b>36.8</b>          | <b>0</b>      | <b>20</b>         |

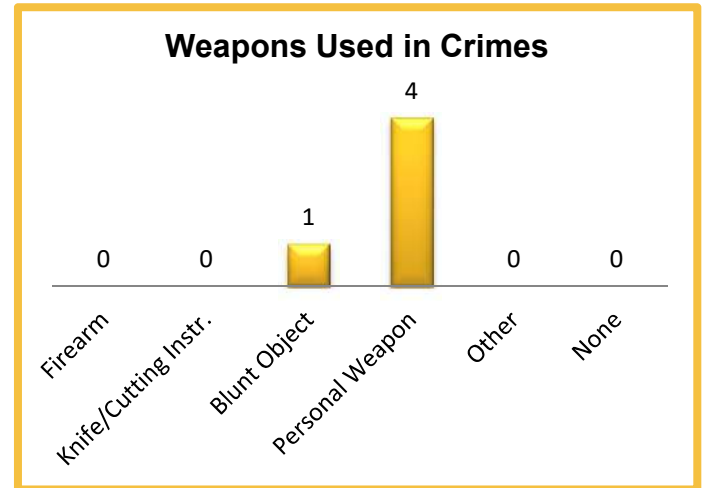
## 2017 Washington NIBRS Submission Agencies

Algona PD

Continued

### 2017 Group B Arrests

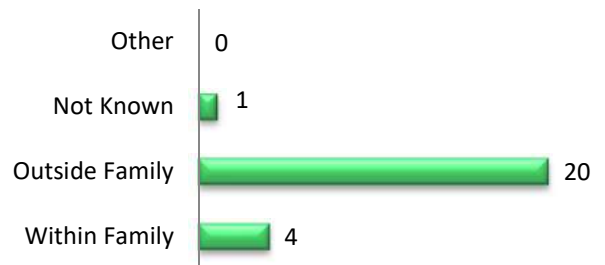
| Offense               | Adult    | Juvenile |
|-----------------------|----------|----------|
| Bad Checks            | 0        | 0        |
| Curfew/Vagrancy       | 0        | 0        |
| Disorderly Conduct    | 0        | 0        |
| Drunkenness           | 0        | 0        |
| DUI                   | 0        | 0        |
| Family Offenses       | 0        | 0        |
| Liquor Law Violations | 0        | 0        |
| Peeping Tom           | 0        | 0        |
| Trespass              | 0        | 0        |
| All Other Offenses    | 0        | 0        |
| <b>Total</b>          | <b>0</b> | <b>0</b> |



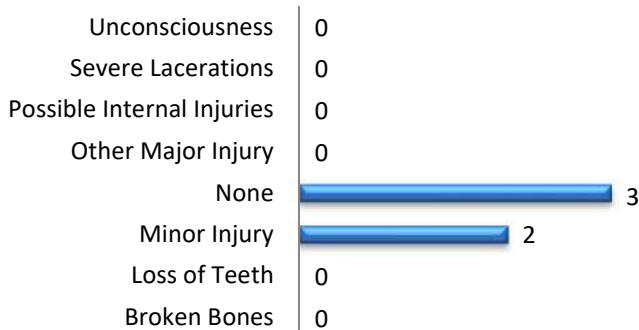
### Drug Offenses by Type

**No Drug Offenses by Type  
Reported**

### Relationship of Victim to Offender



### Domestic Violence Injuries



### 2017 Property Values by Type

| Type                 | Value            |
|----------------------|------------------|
| Seized               | \$0              |
| Burned               | \$0              |
| Counterfeited/Forged | \$1,100          |
| Destroyed/Damaged    | \$50,250         |
| Recovered            | \$1,905          |
| Stolen               | \$69,022         |
| <b>Total</b>         | <b>\$122,277</b> |

## 2017 Washington NIBRS Submission Agencies

**Auburn PD**

King County

Population: 78,960  
Months Reported: 12

### Offense Overview

Offense Total 8,162  
# of Cleared Offense 1,981  
Percent Cleared 24.3%

### Group A Arrest Overview

Arrest Total 1,461  
Adult Arrest Total 1,375  
Juvenile Arrest Total 86

| Group A Offenses                 | Reported 2016 | Reported 2017 | % of Change | Crime Rate per 1,000 | Total Arrests | DV Offense Totals |
|----------------------------------|---------------|---------------|-------------|----------------------|---------------|-------------------|
| Murder                           | 6             | 3             | -50.0%      | 0.0                  | 1             | 1                 |
| Manslaughter                     | 0             | 0             |             | 0.0                  | 0             | 0                 |
| Rape                             | 44            | 57            | 29.5%       | 0.7                  | 6             | 13                |
| Sodomy                           | 5             | 6             | 20.0%       | 0.1                  | 0             | 3                 |
| Sexual Assault w/Object          | 1             | 0             | -100.0%     | 0.0                  | 0             | 0                 |
| Fondling                         | 24            | 29            | 20.8%       | 0.4                  | 0             | 9                 |
| Aggravated Assault               | 180           | 198           | 10.0%       | 2.5                  | 65            | 75                |
| Simple Assault                   | 797           | 914           | 14.7%       | 11.6                 | 371           | 570               |
| Intimidation                     | 11            | 8             | -27.3%      | 0.1                  | 4             | 7                 |
| Kidnapping                       | 23            | 24            | 4.3%        | 0.3                  | 9             | 15                |
| Incest                           | 3             | 0             | -100.0%     | 0.0                  | 0             | 0                 |
| Statutory Rape                   | 6             | 5             | -16.7%      | 0.1                  | 1             | 1                 |
| Human Trafficking Offenses       | 0             | 0             |             | 0.0                  | 0             | 0                 |
| Violation of No Contact/Protect. | 304           | 391           | 28.6%       | 5.0                  | 38            | 352               |
| Robbery                          | 98            | 117           | 19.4%       | 1.5                  | 36            | 8                 |
| Burglary                         | 746           | 796           | 6.7%        | 10.1                 | 55            | 33                |
| Larceny-Theft Offenses           | 2,247         | 2,177         | -3.1%       | 27.6                 | 183           | 38                |
| Motor Vehicle Theft              | 729           | 689           | -5.5%       | 8.7                  | 21            | 17                |
| Arson                            | 23            | 19            | -17.4%      | 0.2                  | 0             | 1                 |
| Destruction of Property          | 1,364         | 1,356         | -0.6%       | 17.2                 | 84            | 0                 |
| Counterfeiting/Forgery           | 90            | 104           | 15.6%       | 1.3                  | 34            | 0                 |
| Fraud Offenses                   | 163           | 136           | -16.6%      | 1.7                  | 2             | 0                 |
| Embezzlement                     | 0             | 1             |             | 0.0                  | 0             | 0                 |
| Extortion/Blackmail              | 1             | 10            | 900.0%      | 0.1                  | 0             | 0                 |
| Bribery                          | 0             | 0             |             | 0.0                  | 0             | 0                 |
| Stolen Property Offenses         | 168           | 193           | 14.9%       | 2.4                  | 138           | 0                 |
| Animal Cruelty                   | 7             | 9             | 28.6%       | 0.1                  | 2             | 0                 |
| Drug/Narcotic Violations         | 257           | 406           | 58.0%       | 5.1                  | 147           | 0                 |
| Drug Equipment Violations        | 214           | 389           | 81.8%       | 4.9                  | 230           | 0                 |
| Gambling Offenses                | 0             | 0             |             | 0.0                  | 0             | 0                 |
| Pornography                      | 8             | 10            | 25.0%       | 0.1                  | 0             | 0                 |
| Prostitution Offenses            | 1             | 1             | 0.0%        | 0.0                  | 0             | 0                 |
| Weapon Law Violations            | 61            | 114           | 86.9%       | 1.4                  | 34            | 0                 |
| <b>Grand Total</b>               | <b>7,581</b>  | <b>8,162</b>  | <b>7.7%</b> | <b>103.4</b>         | <b>1,461</b>  | <b>1,143</b>      |

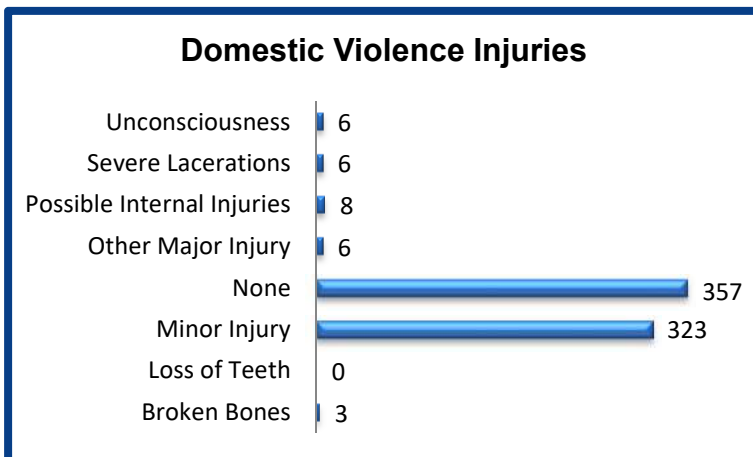
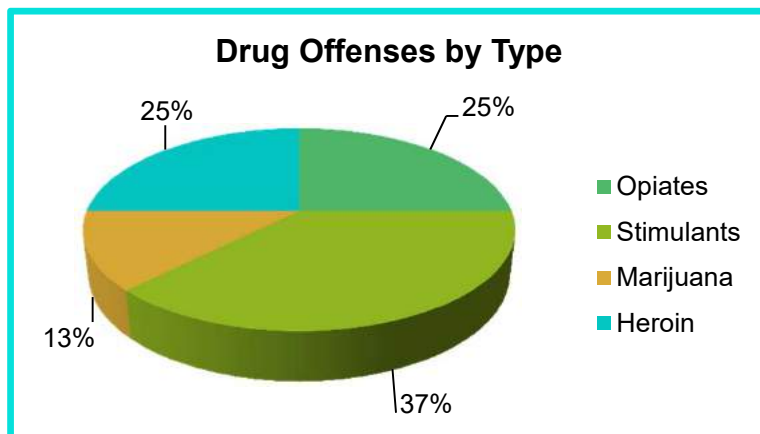
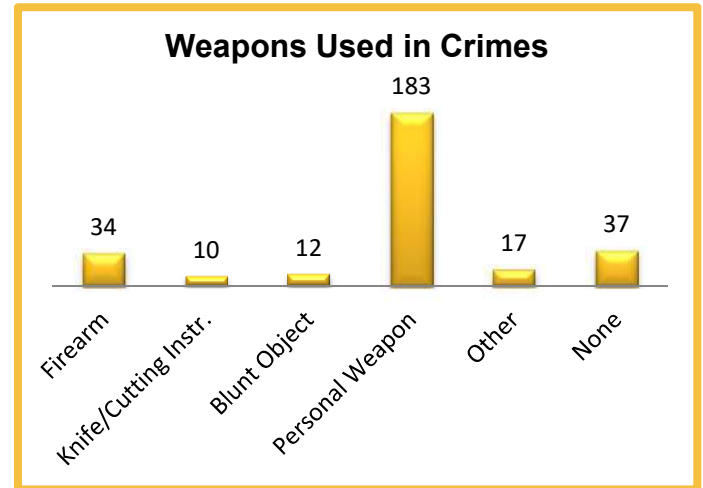
## 2017 Washington NIBRS Submission Agencies

Auburn PD

Continued

### 2017 Group B Arrests

| Offense               | Adult        | Juvenile  |
|-----------------------|--------------|-----------|
| Bad Checks            | 0            | 0         |
| Curfew/Vagrancy       | 0            | 0         |
| Disorderly Conduct    | 34           | 0         |
| Drunkenness           | 0            | 0         |
| DUI                   | 178          | 2         |
| Family Offenses       | 141          | 1         |
| Liquor Law Violations | 6            | 0         |
| Peeping Tom           | 0            | 0         |
| Trespass              | 522          | 9         |
| All Other Offenses    | 2,776        | 18        |
| <b>Total</b>          | <b>3,657</b> | <b>30</b> |



### 2017 Property Values by Type

| Type                 | Value               |
|----------------------|---------------------|
| Seized               | \$6,185             |
| Burned               | \$244,870           |
| Counterfeited/Forged | \$28,366            |
| Destroyed/Damaged    | \$1,766,041         |
| Recovered            | \$2,187,860         |
| Stolen               | \$6,521,363         |
| <b>Total</b>         | <b>\$10,754,685</b> |

## 2017 Washington NIBRS Submission Agencies

**Bellevue PD**

King County

Population: 140,700  
Months Reported: 12

### Offense Overview

Offense Total 6,419  
# of Cleared Offense 1,494  
Percent Cleared 23.3%

### Group A Arrest Overview

Arrest Total 1,457  
Adult Arrest Total 1,250  
Juvenile Arrest Total 207

| Group A Offenses                 | Reported 2016 | Reported 2017 | % of Change  | Crime Rate per 1,000 | Total Arrests | DV Offense Totals |
|----------------------------------|---------------|---------------|--------------|----------------------|---------------|-------------------|
| Murder                           | 0             | 0             |              | 0.0                  | 0             | 0                 |
| Manslaughter                     | 0             | 0             |              | 0.0                  | 0             | 0                 |
| Rape                             | 14            | 19            | 35.7%        | 0.1                  | 3             | 5                 |
| Sodomy                           | 0             | 4             |              | 0.0                  | 1             | 1                 |
| Sexual Assault w/Object          | 0             | 0             |              | 0.0                  | 0             | 0                 |
| Fondling                         | 9             | 10            | 11.1%        | 0.1                  | 1             | 5                 |
| Aggravated Assault               | 64            | 65            | 1.6%         | 0.5                  | 52            | 29                |
| Simple Assault                   | 422           | 439           | 4.0%         | 3.1                  | 243           | 257               |
| Intimidation                     | 159           | 203           | 27.7%        | 1.4                  | 91            | 49                |
| Kidnapping                       | 7             | 3             | -57.1%       | 0.0                  | 3             | 1                 |
| Incest                           | 0             | 1             |              | 0.0                  | 0             | 1                 |
| Statutory Rape                   | 3             | 1             | -66.7%       | 0.0                  | 0             | 0                 |
| Human Trafficking Offenses       | 0             | 0             |              | 0.0                  | 0             | 0                 |
| Violation of No Contact/Protect. | 145           | 159           | 9.7%         | 1.1                  | 95            | 136               |
| Robbery                          | 60            | 54            | -10.0%       | 0.4                  | 28            | 2                 |
| Burglary                         | 880           | 602           | -31.6%       | 4.3                  | 43            | 2                 |
| Larceny-Theft Offenses           | 3,510         | 3,326         | -5.2%        | 23.6                 | 481           | 14                |
| Motor Vehicle Theft              | 310           | 323           | 4.2%         | 2.3                  | 27            | 1                 |
| Arson                            | 13            | 20            | 53.8%        | 0.1                  | 6             | 1                 |
| Destruction of Property          | 572           | 558           | -2.4%        | 4.0                  | 76            | 0                 |
| Counterfeiting/Forgery           | 84            | 91            | 8.3%         | 0.6                  | 8             | 0                 |
| Fraud Offenses                   | 221           | 159           | -28.1%       | 1.1                  | 3             | 0                 |
| Embezzlement                     | 6             | 6             | 0.0%         | 0.0                  | 2             | 0                 |
| Extortion/Blackmail              | 11            | 4             | -63.6%       | 0.0                  | 0             | 0                 |
| Bribery                          | 0             | 0             |              | 0.0                  | 0             | 0                 |
| Stolen Property Offenses         | 18            | 14            | -22.2%       | 0.1                  | 16            | 0                 |
| Animal Cruelty                   | 0             | 0             |              | 0.0                  | 0             | 0                 |
| Drug/Narcotic Violations         | 132           | 149           | 12.9%        | 1.1                  | 111           | 0                 |
| Drug Equipment Violations        | 16            | 77            | 381.3%       | 0.5                  | 46            | 0                 |
| Gambling Offenses                | 0             | 0             |              | 0.0                  | 0             | 0                 |
| Pornography                      | 1             | 0             | -100.0%      | 0.0                  | 0             | 0                 |
| Prostitution Offenses            | 3             | 112           | 3633.3%      | 0.8                  | 110           | 0                 |
| Weapon Law Violations            | 26            | 20            | -23.1%       | 0.1                  | 11            | 0                 |
| <b>Grand Total</b>               | <b>6,686</b>  | <b>6,419</b>  | <b>-4.0%</b> | <b>45.6</b>          | <b>1,457</b>  | <b>504</b>        |

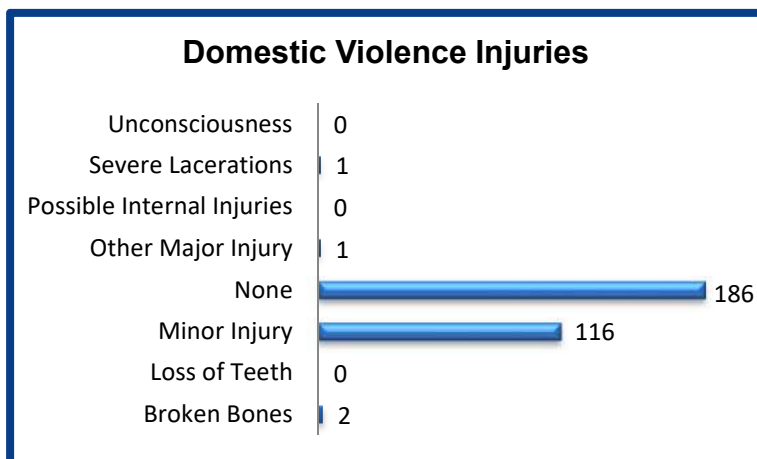
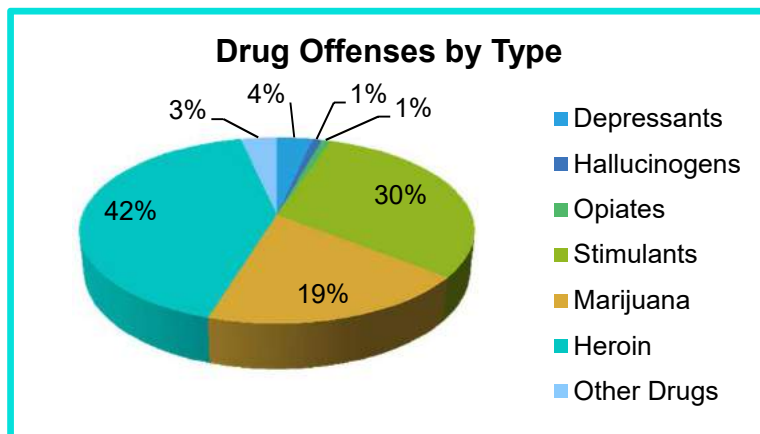
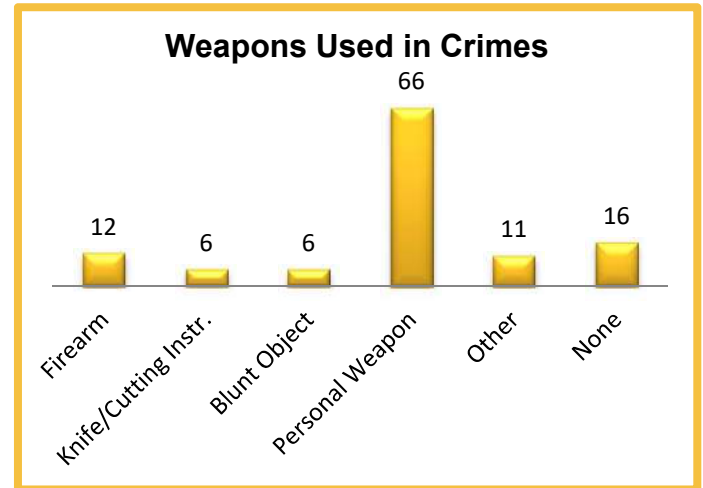
## 2017 Washington NIBRS Submission Agencies

Bellevue PD

Continued

### 2017 Group B Arrests

| Offense               | Adult      | Juvenile  |
|-----------------------|------------|-----------|
| Bad Checks            | 1          | 0         |
| Curfew/Vagrancy       | 0          | 0         |
| Disorderly Conduct    | 16         | 3         |
| Drunkenness           | 0          | 0         |
| DUI                   | 111        | 2         |
| Family Offenses       | 1          | 0         |
| Liquor Law Violations | 6          | 10        |
| Peeping Tom           | 0          | 0         |
| Trespass              | 189        | 22        |
| All Other Offenses    | 64         | 2         |
| <b>Total</b>          | <b>388</b> | <b>39</b> |



### 2017 Property Values by Type

| Type                 | Value               |
|----------------------|---------------------|
| Seized               | \$55                |
| Burned               | \$530               |
| Counterfeited/Forged | \$16,101            |
| Destroyed/Damaged    | \$945,549           |
| Recovered            | \$1,357,256         |
| Stolen               | \$8,670,419         |
| <b>Total</b>         | <b>\$10,989,910</b> |

## 2017 Washington NIBRS Submission Agencies

**Black Diamond PD**

King County

Population: 4,335  
Months Reported: 12

**Offense Overview**

Offense Total 77  
# of Cleared Offense 30  
Percent Cleared 39.0%

**Group A Arrest Overview**

Arrest Total 23  
Adult Arrest Total 23  
Juvenile Arrest Total 0

| Group A Offenses                 | Reported 2016 | Reported 2017 | % of Change   | Crime Rate per 1,000 | Total Arrests | DV Offense Totals |
|----------------------------------|---------------|---------------|---------------|----------------------|---------------|-------------------|
| Murder                           | 0             | 0             |               | 0.0                  | 0             | 0                 |
| Manslaughter                     | 0             | 0             |               | 0.0                  | 0             | 0                 |
| Rape                             | 0             | 1             |               | 0.2                  | 0             | 1                 |
| Sodomy                           | 2             | 1             | -50.0%        | 0.2                  | 0             | 1                 |
| Sexual Assault w/Object          | 0             | 0             |               | 0.0                  | 0             | 0                 |
| Fondling                         | 0             | 3             |               | 0.7                  | 1             | 0                 |
| Aggravated Assault               | 1             | 0             | -100.0%       | 0.0                  | 0             | 0                 |
| Simple Assault                   | 7             | 5             | -28.6%        | 1.2                  | 4             | 3                 |
| Intimidation                     | 1             | 1             | 0.0%          | 0.2                  | 1             | 1                 |
| Kidnapping                       | 0             | 0             |               | 0.0                  | 0             | 0                 |
| Incest                           | 0             | 0             |               | 0.0                  | 0             | 0                 |
| Statutory Rape                   | 0             | 0             |               | 0.0                  | 0             | 0                 |
| Human Trafficking Offenses       | 0             | 0             |               | 0.0                  | 0             | 0                 |
| Violation of No Contact/Protect. | 5             | 8             | 60.0%         | 1.8                  | 7             | 6                 |
| Robbery                          | 0             | 0             |               | 0.0                  | 0             | 0                 |
| Burglary                         | 19            | 10            | -47.4%        | 2.3                  | 0             | 0                 |
| Larceny-Theft Offenses           | 31            | 20            | -35.5%        | 4.6                  | 3             | 0                 |
| Motor Vehicle Theft              | 3             | 0             | -100.0%       | 0.0                  | 0             | 0                 |
| Arson                            | 0             | 0             |               | 0.0                  | 0             | 0                 |
| Destruction of Property          | 10            | 10            | 0.0%          | 2.3                  | 2             | 0                 |
| Counterfeiting/Forgery           | 1             | 1             | 0.0%          | 0.2                  | 0             | 0                 |
| Fraud Offenses                   | 19            | 6             | -68.4%        | 1.4                  | 0             | 0                 |
| Embezzlement                     | 1             | 0             | -100.0%       | 0.0                  | 0             | 0                 |
| Extortion/Blackmail              | 0             | 0             |               | 0.0                  | 0             | 0                 |
| Bribery                          | 0             | 0             |               | 0.0                  | 0             | 0                 |
| Stolen Property Offenses         | 8             | 1             | -87.5%        | 0.2                  | 0             | 0                 |
| Animal Cruelty                   | 0             | 0             |               | 0.0                  | 0             | 0                 |
| Drug/Narcotic Violations         | 6             | 5             | -16.7%        | 1.2                  | 4             | 0                 |
| Drug Equipment Violations        | 4             | 4             | 0.0%          | 0.9                  | 1             | 0                 |
| Gambling Offenses                | 0             | 0             |               | 0.0                  | 0             | 0                 |
| Pornography                      | 0             | 0             |               | 0.0                  | 0             | 0                 |
| Prostitution Offenses            | 0             | 0             |               | 0.0                  | 0             | 0                 |
| Weapon Law Violations            | 2             | 1             | -50.0%        | 0.2                  | 0             | 0                 |
| <b>Grand Total</b>               | <b>120</b>    | <b>77</b>     | <b>-35.8%</b> | <b>17.8</b>          | <b>23</b>     | <b>12</b>         |

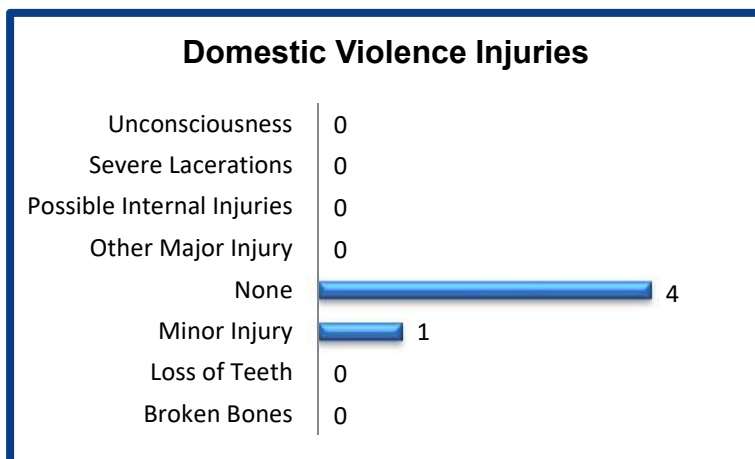
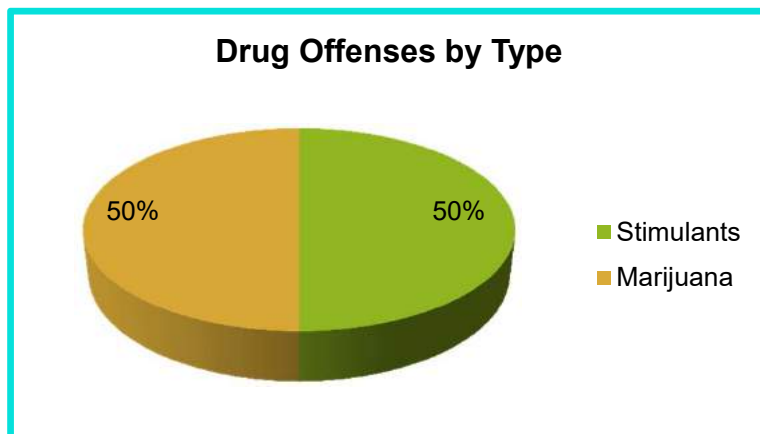
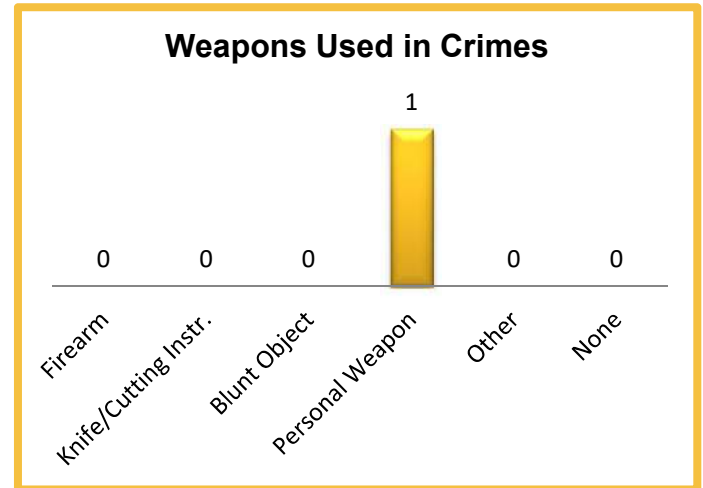
## 2017 Washington NIBRS Submission Agencies

Black Diamond PD

Continued

### 2017 Group B Arrests

| Offense               | Adult     | Juvenile |
|-----------------------|-----------|----------|
| Bad Checks            | 0         | 0        |
| Curfew/Vagrancy       | 0         | 0        |
| Disorderly Conduct    | 1         | 0        |
| Drunkenness           | 0         | 0        |
| DUI                   | 45        | 0        |
| Family Offenses       | 0         | 0        |
| Liquor Law Violations | 1         | 0        |
| Peeping Tom           | 0         | 0        |
| Trespass              | 2         | 0        |
| All Other Offenses    | 22        | 0        |
| <b>Total</b>          | <b>71</b> | <b>0</b> |



### 2017 Property Values by Type

| Type                 | Value           |
|----------------------|-----------------|
| Seized               | \$195           |
| Burned               | \$0             |
| Counterfeited/Forged | \$0             |
| Destroyed/Damaged    | \$3,879         |
| Recovered            | \$2,015         |
| Stolen               | \$65,198        |
| <b>Total</b>         | <b>\$71,287</b> |

## 2017 Washington NIBRS Submission Agencies

**Bothell PD**

King County

Population: 44,370  
Months Reported: 12

**Offense Overview**

Offense Total 2,468  
# of Cleared Offense 581  
Percent Cleared 23.5%

**Group A Arrest Overview**

Arrest Total 456  
Adult Arrest Total 437  
Juvenile Arrest Total 19

| Group A Offenses                 | Reported 2016 | Reported 2017 | % of Change | Crime Rate per 1,000 | Total Arrests | DV Offense Totals |
|----------------------------------|---------------|---------------|-------------|----------------------|---------------|-------------------|
| Murder                           | 0             | 0             |             | 0.0                  | 0             | 0                 |
| Manslaughter                     | 0             | 0             |             | 0.0                  | 0             | 0                 |
| Rape                             | 10            | 11            | 10.0%       | 0.2                  | 0             | 2                 |
| Sodomy                           | 2             | 1             | -50.0%      | 0.0                  | 1             | 0                 |
| Sexual Assault w/Object          | 0             | 0             |             | 0.0                  | 0             | 0                 |
| Fondling                         | 9             | 6             | -33.3%      | 0.1                  | 0             | 0                 |
| Aggravated Assault               | 25            | 18            | -28.0%      | 0.4                  | 9             | 6                 |
| Simple Assault                   | 151           | 156           | 3.3%        | 3.5                  | 85            | 93                |
| Intimidation                     | 44            | 36            | -18.2%      | 0.8                  | 10            | 6                 |
| Kidnapping                       | 1             | 1             | 0.0%        | 0.0                  | 0             | 1                 |
| Incest                           | 0             | 1             |             | 0.0                  | 0             | 0                 |
| Statutory Rape                   | 0             | 1             |             | 0.0                  | 0             | 0                 |
| Human Trafficking Offenses       | 0             | 0             |             | 0.0                  | 0             | 0                 |
| Violation of No Contact/Protect. | 59            | 68            | 15.3%       | 1.5                  | 39            | 57                |
| Robbery                          | 15            | 18            | 20.0%       | 0.4                  | 11            | 0                 |
| Burglary                         | 228           | 210           | -7.9%       | 4.7                  | 9             | 5                 |
| Larceny-Theft Offenses           | 988           | 1,072         | 8.5%        | 24.2                 | 92            | 11                |
| Motor Vehicle Theft              | 107           | 110           | 2.8%        | 2.5                  | 16            | 2                 |
| Arson                            | 7             | 5             | -28.6%      | 0.1                  | 0             | 0                 |
| Destruction of Property          | 233           | 251           | 7.7%        | 5.7                  | 18            | 0                 |
| Counterfeiting/Forgery           | 44            | 32            | -27.3%      | 0.7                  | 3             | 0                 |
| Fraud Offenses                   | 48            | 49            | 2.1%        | 1.1                  | 1             | 0                 |
| Embezzlement                     | 4             | 0             | -100.0%     | 0.0                  | 0             | 0                 |
| Extortion/Blackmail              | 0             | 1             |             | 0.0                  | 1             | 0                 |
| Bribery                          | 0             | 0             |             | 0.0                  | 0             | 0                 |
| Stolen Property Offenses         | 41            | 42            | 2.4%        | 0.9                  | 5             | 0                 |
| Animal Cruelty                   | 0             | 2             |             | 0.0                  | 0             | 0                 |
| Drug/Narcotic Violations         | 126           | 149           | 18.3%       | 3.4                  | 50            | 0                 |
| Drug Equipment Violations        | 181           | 203           | 12.2%       | 4.6                  | 99            | 0                 |
| Gambling Offenses                | 0             | 0             |             | 0.0                  | 0             | 0                 |
| Pornography                      | 0             | 2             |             | 0.0                  | 0             | 0                 |
| Prostitution Offenses            | 0             | 0             |             | 0.0                  | 0             | 0                 |
| Weapon Law Violations            | 26            | 23            | -11.5%      | 0.5                  | 7             | 0                 |
| <b>Grand Total</b>               | <b>2,349</b>  | <b>2,468</b>  | <b>5.1%</b> | <b>55.6</b>          | <b>456</b>    | <b>183</b>        |

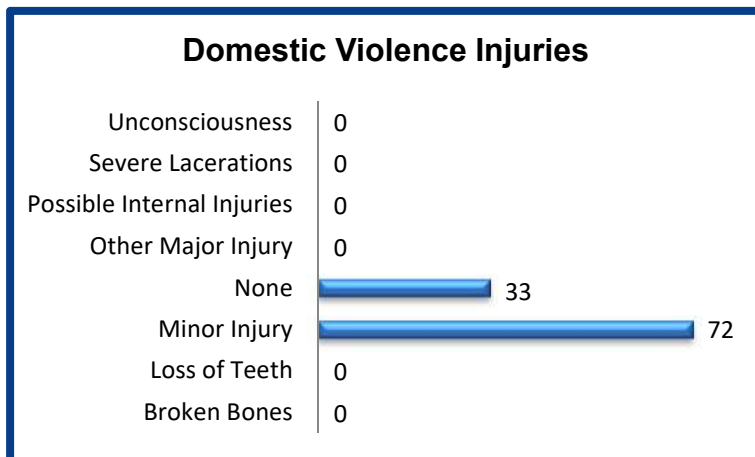
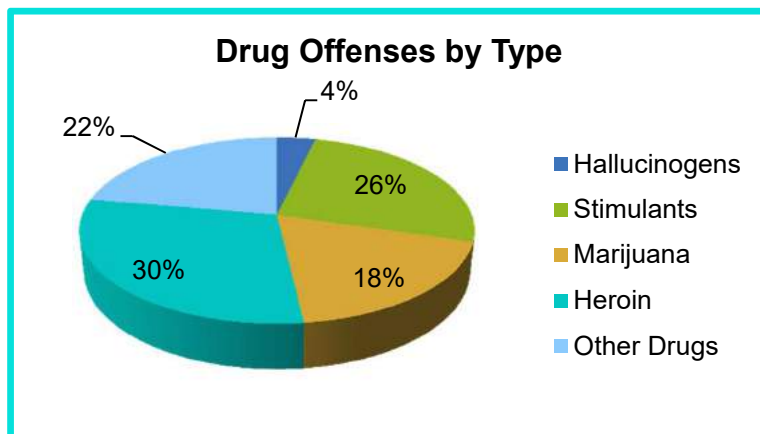
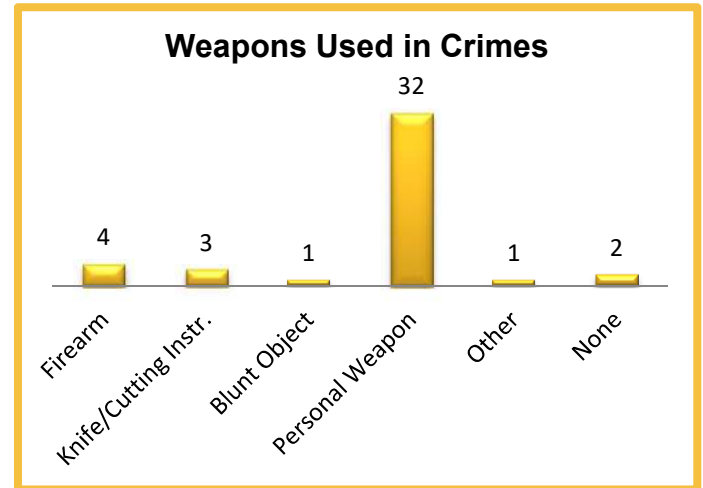
## 2017 Washington NIBRS Submission Agencies

Bothell PD

Continued

### 2017 Group B Arrests

| Offense               | Adult      | Juvenile |
|-----------------------|------------|----------|
| Bad Checks            | 0          | 0        |
| Curfew/Vagrancy       | 0          | 0        |
| Disorderly Conduct    | 2          | 0        |
| Drunkenness           | 0          | 0        |
| DUI                   | 68         | 0        |
| Family Offenses       | 0          | 0        |
| Liquor Law Violations | 1          | 2        |
| Peeping Tom           | 0          | 0        |
| Trespass              | 32         | 4        |
| All Other Offenses    | 10         | 1        |
| <b>Total</b>          | <b>113</b> | <b>7</b> |



### 2017 Property Values by Type

| Type                 | Value              |
|----------------------|--------------------|
| Seized               | \$1,412            |
| Burned               | \$7,350            |
| Counterfeited/Forged | \$13,487           |
| Destroyed/Damaged    | \$227,335          |
| Recovered            | \$643,797          |
| Stolen               | \$2,605,066        |
| <b>Total</b>         | <b>\$3,498,447</b> |

## 2017 Washington NIBRS Submission Agencies

**Clyde Hill PD**

King County

Population: 3,015  
Months Reported: 12

### Offense Overview

Offense Total 44  
# of Cleared Offense 6  
Percent Cleared 13.6%

### Group A Arrest Overview

Arrest Total 5  
Adult Arrest Total 5  
Juvenile Arrest Total 0

| Group A Offenses                 | Reported 2016 | Reported 2017 | % of Change   | Crime Rate per 1,000 | Total Arrests | DV Offense Totals |
|----------------------------------|---------------|---------------|---------------|----------------------|---------------|-------------------|
| Murder                           | 0             | 0             |               | 0.0                  | 0             | 0                 |
| Manslaughter                     | 0             | 0             |               | 0.0                  | 0             | 0                 |
| Rape                             | 0             | 0             |               | 0.0                  | 0             | 0                 |
| Sodomy                           | 0             | 0             |               | 0.0                  | 0             | 0                 |
| Sexual Assault w/Object          | 0             | 0             |               | 0.0                  | 0             | 0                 |
| Fondling                         | 0             | 0             |               | 0.0                  | 0             | 0                 |
| Aggravated Assault               | 0             | 0             |               | 0.0                  | 0             | 0                 |
| Simple Assault                   | 5             | 5             | 0.0%          | 1.7                  | 2             | 2                 |
| Intimidation                     | 3             | 0             | -100.0%       | 0.0                  | 0             | 0                 |
| Kidnapping                       | 0             | 0             |               | 0.0                  | 0             | 0                 |
| Incest                           | 0             | 0             |               | 0.0                  | 0             | 0                 |
| Statutory Rape                   | 0             | 0             |               | 0.0                  | 0             | 0                 |
| Human Trafficking Offenses       | 0             | 0             |               | 0.0                  | 0             | 0                 |
| Violation of No Contact/Protect. | 0             | 0             |               | 0.0                  | 0             | 0                 |
| Robbery                          | 0             | 0             |               | 0.0                  | 0             | 0                 |
| Burglary                         | 20            | 5             | -75.0%        | 1.7                  | 0             | 0                 |
| Larceny-Theft Offenses           | 41            | 19            | -53.7%        | 6.3                  | 2             | 0                 |
| Motor Vehicle Theft              | 2             | 2             | 0.0%          | 0.7                  | 0             | 0                 |
| Arson                            | 0             | 0             |               | 0.0                  | 0             | 0                 |
| Destruction of Property          | 16            | 11            | -31.3%        | 3.6                  | 1             | 0                 |
| Counterfeiting/Forgery           | 1             | 1             | 0.0%          | 0.3                  | 0             | 0                 |
| Fraud Offenses                   | 0             | 0             |               | 0.0                  | 0             | 0                 |
| Embezzlement                     | 0             | 0             |               | 0.0                  | 0             | 0                 |
| Extortion/Blackmail              | 1             | 1             | 0.0%          | 0.3                  | 0             | 0                 |
| Bribery                          | 0             | 0             |               | 0.0                  | 0             | 0                 |
| Stolen Property Offenses         | 0             | 0             |               | 0.0                  | 0             | 0                 |
| Animal Cruelty                   | 0             | 0             |               | 0.0                  | 0             | 0                 |
| Drug/Narcotic Violations         | 1             | 0             | -100.0%       | 0.0                  | 0             | 0                 |
| Drug Equipment Violations        | 0             | 0             |               | 0.0                  | 0             | 0                 |
| Gambling Offenses                | 0             | 0             |               | 0.0                  | 0             | 0                 |
| Pornography                      | 0             | 0             |               | 0.0                  | 0             | 0                 |
| Prostitution Offenses            | 0             | 0             |               | 0.0                  | 0             | 0                 |
| Weapon Law Violations            | 0             | 0             |               | 0.0                  | 0             | 0                 |
| <b>Grand Total</b>               | <b>90</b>     | <b>44</b>     | <b>-51.1%</b> | <b>14.6</b>          | <b>5</b>      | <b>2</b>          |

## 2017 Washington NIBRS Submission Agencies

Clyde Hill PD

Continued

### 2017 Group B Arrests

| Offense               | Adult    | Juvenile |
|-----------------------|----------|----------|
| Bad Checks            | 0        | 0        |
| Curfew/Vagrancy       | 0        | 0        |
| Disorderly Conduct    | 0        | 0        |
| Drunkenness           | 0        | 0        |
| DUI                   | 4        | 0        |
| Family Offenses       | 0        | 0        |
| Liquor Law Violations | 0        | 0        |
| Peeping Tom           | 0        | 0        |
| Trespass              | 0        | 0        |
| All Other Offenses    | 1        | 0        |
| <b>Total</b>          | <b>5</b> | <b>0</b> |

### Weapons Used in Crimes

**No Weapons  
Reported**

### Drug Offenses by Type

**No Drug Offenses by Type  
Reported**

### Relationship of Victim to Offender

|                |   |
|----------------|---|
| Other          | 0 |
| Not Known      | 2 |
| Outside Family | 2 |
| Within Family  | 2 |

### Domestic Violence Injuries

|                            |   |
|----------------------------|---|
| Unconsciousness            | 0 |
| Severe Lacerations         | 0 |
| Possible Internal Injuries | 0 |
| Other Major Injury         | 0 |
| None                       | 1 |
| Minor Injury               | 1 |
| Loss of Teeth              | 0 |
| Broken Bones               | 0 |

### 2017 Property Values by Type

| Type                 | Value           |
|----------------------|-----------------|
| Seized               | \$0             |
| Burned               | \$0             |
| Counterfeited/Forged | \$0             |
| Destroyed/Damaged    | \$14,110        |
| Recovered            | \$13,500        |
| Stolen               | \$31,139        |
| <b>Total</b>         | <b>\$58,749</b> |

## 2017 Washington NIBRS Submission Agencies

**Des Moines PD**

King County

Population: 30,860  
Months Reported: 12

**Offense Overview**

Offense Total 2,057  
# of Cleared Offense 446  
Percent Cleared 21.7%

**Group A Arrest Overview**

Arrest Total 442  
Adult Arrest Total 404  
Juvenile Arrest Total 38

| Group A Offenses                 | Reported 2016 | Reported 2017 | % of Change  | Crime Rate per 1,000 | Total Arrests | DV Offense Totals |
|----------------------------------|---------------|---------------|--------------|----------------------|---------------|-------------------|
| Murder                           | 3             | 1             | -66.7%       | 0.0                  | 1             | 0                 |
| Manslaughter                     | 0             | 0             |              | 0.0                  | 0             | 0                 |
| Rape                             | 23            | 9             | -60.9%       | 0.3                  | 6             | 1                 |
| Sodomy                           | 0             | 1             |              | 0.0                  | 0             | 0                 |
| Sexual Assault w/Object          | 2             | 0             | -100.0%      | 0.0                  | 0             | 0                 |
| Fondling                         | 9             | 4             | -55.6%       | 0.1                  | 2             | 3                 |
| Aggravated Assault               | 49            | 54            | 10.2%        | 1.7                  | 22            | 17                |
| Simple Assault                   | 213           | 206           | -3.3%        | 6.7                  | 159           | 100               |
| Intimidation                     | 6             | 5             | -16.7%       | 0.2                  | 0             | 1                 |
| Kidnapping                       | 5             | 6             | 20.0%        | 0.2                  | 2             | 3                 |
| Incest                           | 0             | 0             |              | 0.0                  | 0             | 0                 |
| Statutory Rape                   | 0             | 0             |              | 0.0                  | 0             | 0                 |
| Human Trafficking Offenses       | 0             | 0             |              | 0.0                  | 0             | 0                 |
| Violation of No Contact/Protect. | 99            | 78            | -21.2%       | 2.5                  | 67            | 69                |
| Robbery                          | 42            | 58            | 38.1%        | 1.9                  | 22            | 0                 |
| Burglary                         | 160           | 175           | 9.4%         | 5.7                  | 13            | 1                 |
| Larceny-Theft Offenses           | 824           | 744           | -9.7%        | 24.1                 | 44            | 6                 |
| Motor Vehicle Theft              | 323           | 240           | -25.7%       | 7.8                  | 4             | 0                 |
| Arson                            | 11            | 8             | -27.3%       | 0.3                  | 0             | 1                 |
| Destruction of Property          | 226           | 197           | -12.8%       | 6.4                  | 19            | 0                 |
| Counterfeiting/Forgery           | 31            | 23            | -25.8%       | 0.7                  | 0             | 0                 |
| Fraud Offenses                   | 108           | 114           | 5.6%         | 3.7                  | 2             | 0                 |
| Embezzlement                     | 0             | 0             |              | 0.0                  | 0             | 0                 |
| Extortion/Blackmail              | 0             | 1             |              | 0.0                  | 0             | 0                 |
| Bribery                          | 0             | 0             |              | 0.0                  | 0             | 0                 |
| Stolen Property Offenses         | 45            | 42            | -6.7%        | 1.4                  | 37            | 0                 |
| Animal Cruelty                   | 0             | 0             |              | 0.0                  | 0             | 0                 |
| Drug/Narcotic Violations         | 33            | 52            | 57.6%        | 1.7                  | 24            | 0                 |
| Drug Equipment Violations        | 5             | 4             | -20.0%       | 0.1                  | 6             | 0                 |
| Gambling Offenses                | 0             | 0             |              | 0.0                  | 0             | 0                 |
| Pornography                      | 3             | 2             | -33.3%       | 0.1                  | 1             | 0                 |
| Prostitution Offenses            | 1             | 0             | -100.0%      | 0.0                  | 1             | 0                 |
| Weapon Law Violations            | 23            | 33            | 43.5%        | 1.1                  | 10            | 0                 |
| <b>Grand Total</b>               | <b>2,244</b>  | <b>2,057</b>  | <b>-8.3%</b> | <b>66.7</b>          | <b>442</b>    | <b>202</b>        |

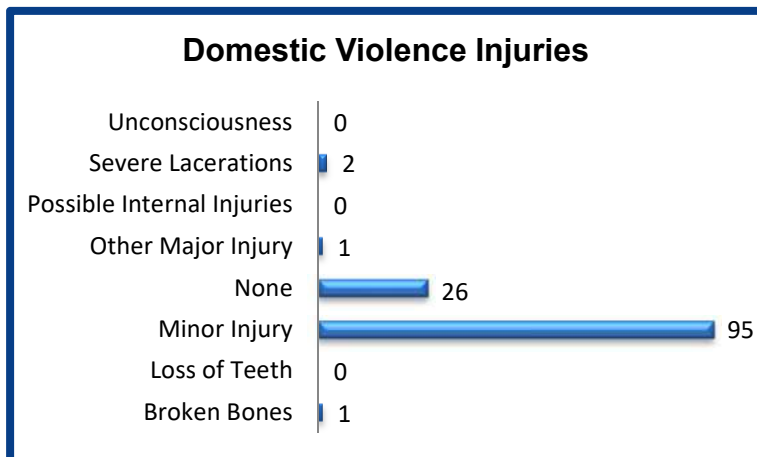
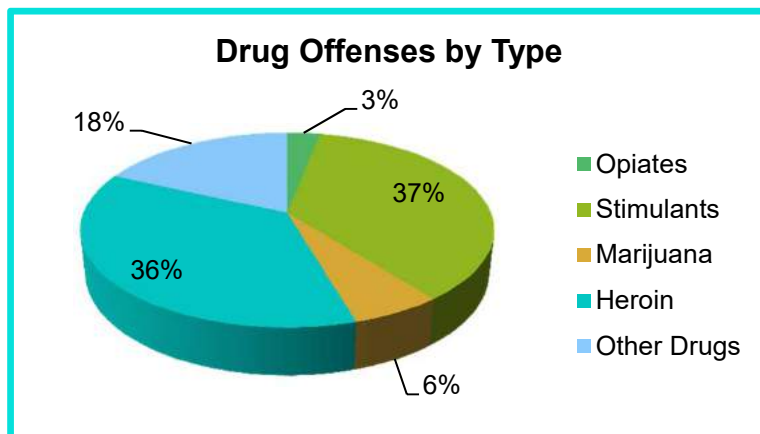
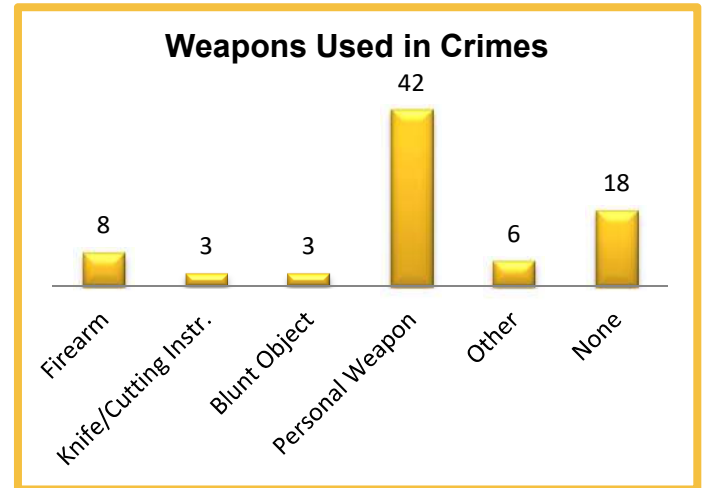
## 2017 Washington NIBRS Submission Agencies

Des Moines PD

Continued

### 2017 Group B Arrests

| Offense               | Adult      | Juvenile  |
|-----------------------|------------|-----------|
| Bad Checks            | 0          | 0         |
| Curfew/Vagrancy       | 0          | 0         |
| Disorderly Conduct    | 11         | 0         |
| Drunkenness           | 0          | 0         |
| DUI                   | 33         | 0         |
| Family Offenses       | 0          | 0         |
| Liquor Law Violations | 1          | 0         |
| Peeping Tom           | 0          | 0         |
| Trespass              | 40         | 9         |
| All Other Offenses    | 61         | 6         |
| <b>Total</b>          | <b>146</b> | <b>15</b> |



### 2017 Property Values by Type

| Type                 | Value              |
|----------------------|--------------------|
| Seized               | \$125              |
| Burned               | \$2,446            |
| Counterfeited/Forged | \$6,793            |
| Destroyed/Damaged    | \$160,548          |
| Recovered            | \$833,641          |
| Stolen               | \$2,303,979        |
| <b>Total</b>         | <b>\$3,307,532</b> |

## 2017 Washington NIBRS Submission Agencies

**Duvall PD**

King County

Population: 7,500  
Months Reported: 12

### Offense Overview

Offense Total 64  
# of Cleared Offense 0  
Percent Cleared 0.0%

### Group A Arrest Overview

Arrest Total 0  
Adult Arrest Total 0  
Juvenile Arrest Total 0

| Group A Offenses                 | Reported 2016 | Reported 2017 | % of Change   | Crime Rate per 1,000 | Total Arrests | DV Offense Totals |
|----------------------------------|---------------|---------------|---------------|----------------------|---------------|-------------------|
| Murder                           | 0             | 0             |               | 0.0                  | 0             | 0                 |
| Manslaughter                     | 0             | 0             |               | 0.0                  | 0             | 0                 |
| Rape                             | 0             | 2             |               | 0.3                  | 0             | 0                 |
| Sodomy                           | 0             | 0             |               | 0.0                  | 0             | 0                 |
| Sexual Assault w/Object          | 0             | 0             |               | 0.0                  | 0             | 0                 |
| Fondling                         | 0             | 0             |               | 0.0                  | 0             | 0                 |
| Aggravated Assault               | 0             | 2             |               | 0.3                  | 0             | 1                 |
| Simple Assault                   | 11            | 11            | 0.0%          | 1.5                  | 0             | 9                 |
| Intimidation                     | 0             | 1             |               | 0.1                  | 0             | 0                 |
| Kidnapping                       | 0             | 0             |               | 0.0                  | 0             | 0                 |
| Incest                           | 0             | 0             |               | 0.0                  | 0             | 0                 |
| Statutory Rape                   | 0             | 0             |               | 0.0                  | 0             | 0                 |
| Human Trafficking Offenses       | 0             | 0             |               | 0.0                  | 0             | 0                 |
| Violation of No Contact/Protect. | 5             | 3             | -40.0%        | 0.4                  | 0             | 3                 |
| Robbery                          | 0             | 0             |               | 0.0                  | 0             | 0                 |
| Burglary                         | 9             | 4             | -55.6%        | 0.5                  | 0             | 0                 |
| Larceny-Theft Offenses           | 41            | 24            | -41.5%        | 3.2                  | 0             | 0                 |
| Motor Vehicle Theft              | 0             | 3             |               | 0.4                  | 0             | 0                 |
| Arson                            | 0             | 0             |               | 0.0                  | 0             | 0                 |
| Destruction of Property          | 4             | 7             | 75.0%         | 0.9                  | 0             | 0                 |
| Counterfeiting/Forgery           | 11            | 0             | -100.0%       | 0.0                  | 0             | 0                 |
| Fraud Offenses                   | 6             | 4             | -33.3%        | 0.5                  | 0             | 0                 |
| Embezzlement                     | 0             | 0             |               | 0.0                  | 0             | 0                 |
| Extortion/Blackmail              | 0             | 0             |               | 0.0                  | 0             | 0                 |
| Bribery                          | 0             | 0             |               | 0.0                  | 0             | 0                 |
| Stolen Property Offenses         | 0             | 0             |               | 0.0                  | 0             | 0                 |
| Animal Cruelty                   | 0             | 0             |               | 0.0                  | 0             | 0                 |
| Drug/Narcotic Violations         | 4             | 0             | -100.0%       | 0.0                  | 0             | 0                 |
| Drug Equipment Violations        | 1             | 3             | 200.0%        | 0.4                  | 0             | 0                 |
| Gambling Offenses                | 0             | 0             |               | 0.0                  | 0             | 0                 |
| Pornography                      | 0             | 0             |               | 0.0                  | 0             | 0                 |
| Prostitution Offenses            | 0             | 0             |               | 0.0                  | 0             | 0                 |
| Weapon Law Violations            | 0             | 0             |               | 0.0                  | 0             | 0                 |
| <b>Grand Total</b>               | <b>92</b>     | <b>64</b>     | <b>-30.4%</b> | <b>8.5</b>           | <b>0</b>      | <b>13</b>         |

## 2017 Washington NIBRS Submission Agencies

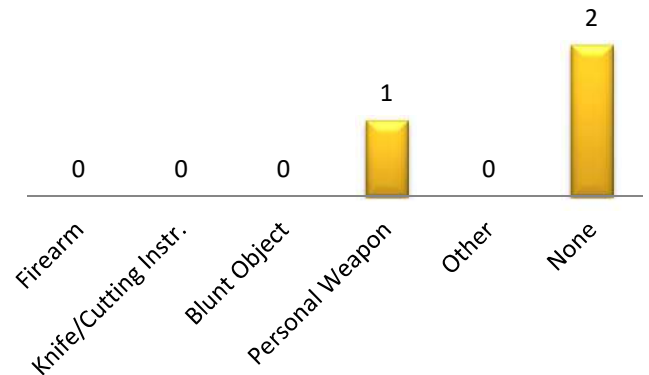
Duvall PD

Continued

### 2017 Group B Arrests

| Offense               | Adult    | Juvenile |
|-----------------------|----------|----------|
| Bad Checks            | 0        | 0        |
| Curfew/Vagrancy       | 0        | 0        |
| Disorderly Conduct    | 0        | 0        |
| Drunkenness           | 0        | 0        |
| DUI                   | 0        | 0        |
| Family Offenses       | 0        | 0        |
| Liquor Law Violations | 0        | 0        |
| Peeping Tom           | 0        | 0        |
| Trespass              | 0        | 0        |
| All Other Offenses    | 0        | 0        |
| <b>Total</b>          | <b>0</b> | <b>0</b> |

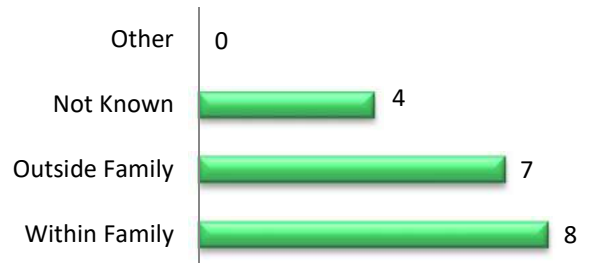
### Weapons Used in Crimes



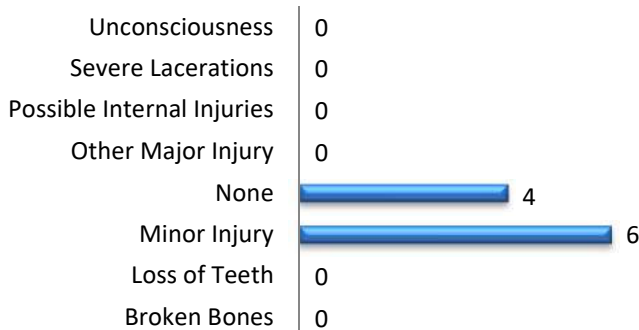
### Drug Offenses by Type

**No Drug Offenses by Type Reported**

### Relationship of Victim to Offender



### Domestic Violence Injuries



### 2017 Property Values by Type

| Type                 | Value           |
|----------------------|-----------------|
| Seized               | \$6             |
| Burned               | \$0             |
| Counterfeited/Forged | \$0             |
| Destroyed/Damaged    | \$1,680         |
| Recovered            | \$3,120         |
| Stolen               | \$31,816        |
| <b>Total</b>         | <b>\$36,622</b> |

## 2017 Washington NIBRS Submission Agencies

**Enumclaw PD**

King County

Population: 11,450  
Months Reported: 12

### Offense Overview

Offense Total 549  
# of Cleared Offense 165  
Percent Cleared 30.1%

### Group A Arrest Overview

Arrest Total 144  
Adult Arrest Total 130  
Juvenile Arrest Total 14

| Group A Offenses                 | Reported 2016 | Reported 2017 | % of Change  | Crime Rate per 1,000 | Total Arrests | DV Offense Totals |
|----------------------------------|---------------|---------------|--------------|----------------------|---------------|-------------------|
| Murder                           | 0             | 0             |              | 0.0                  | 0             | 0                 |
| Manslaughter                     | 0             | 0             |              | 0.0                  | 0             | 0                 |
| Rape                             | 3             | 4             | 33.3%        | 0.3                  | 0             | 0                 |
| Sodomy                           | 0             | 0             |              | 0.0                  | 0             | 0                 |
| Sexual Assault w/Object          | 0             | 0             |              | 0.0                  | 0             | 0                 |
| Fondling                         | 1             | 2             | 100.0%       | 0.2                  | 1             | 1                 |
| Aggravated Assault               | 9             | 5             | -44.4%       | 0.4                  | 2             | 3                 |
| Simple Assault                   | 68            | 74            | 8.8%         | 6.5                  | 48            | 43                |
| Intimidation                     | 2             | 2             | 0.0%         | 0.2                  | 0             | 1                 |
| Kidnapping                       | 0             | 1             |              | 0.1                  | 1             | 1                 |
| Incest                           | 0             | 0             |              | 0.0                  | 0             | 0                 |
| Statutory Rape                   | 0             | 1             |              | 0.1                  | 0             | 0                 |
| Human Trafficking Offenses       | 0             | 0             |              | 0.0                  | 0             | 0                 |
| Violation of No Contact/Protect. | 27            | 23            | -14.8%       | 2.0                  | 11            | 23                |
| Robbery                          | 4             | 1             | -75.0%       | 0.1                  | 0             | 0                 |
| Burglary                         | 39            | 19            | -51.3%       | 1.7                  | 2             | 0                 |
| Larceny-Theft Offenses           | 211           | 179           | -15.2%       | 15.6                 | 33            | 1                 |
| Motor Vehicle Theft              | 46            | 24            | -47.8%       | 2.1                  | 0             | 0                 |
| Arson                            | 1             | 0             | -100.0%      | 0.0                  | 0             | 0                 |
| Destruction of Property          | 97            | 118           | 21.6%        | 10.3                 | 14            | 0                 |
| Counterfeiting/Forgery           | 9             | 6             | -33.3%       | 0.5                  | 0             | 0                 |
| Fraud Offenses                   | 10            | 32            | 220.0%       | 2.8                  | 0             | 0                 |
| Embezzlement                     | 0             | 0             |              | 0.0                  | 0             | 0                 |
| Extortion/Blackmail              | 0             | 0             |              | 0.0                  | 0             | 0                 |
| Bribery                          | 0             | 1             |              | 0.1                  | 0             | 0                 |
| Stolen Property Offenses         | 5             | 7             | 40.0%        | 0.6                  | 5             | 0                 |
| Animal Cruelty                   | 0             | 0             |              | 0.0                  | 0             | 0                 |
| Drug/Narcotic Violations         | 27            | 24            | -11.1%       | 2.1                  | 20            | 0                 |
| Drug Equipment Violations        | 10            | 17            | 70.0%        | 1.5                  | 5             | 0                 |
| Gambling Offenses                | 0             | 0             |              | 0.0                  | 0             | 0                 |
| Pornography                      | 0             | 1             |              | 0.1                  | 0             | 0                 |
| Prostitution Offenses            | 0             | 0             |              | 0.0                  | 0             | 0                 |
| Weapon Law Violations            | 5             | 8             | 60.0%        | 0.7                  | 2             | 0                 |
| <b>Grand Total</b>               | <b>574</b>    | <b>549</b>    | <b>-4.4%</b> | <b>47.9</b>          | <b>144</b>    | <b>73</b>         |

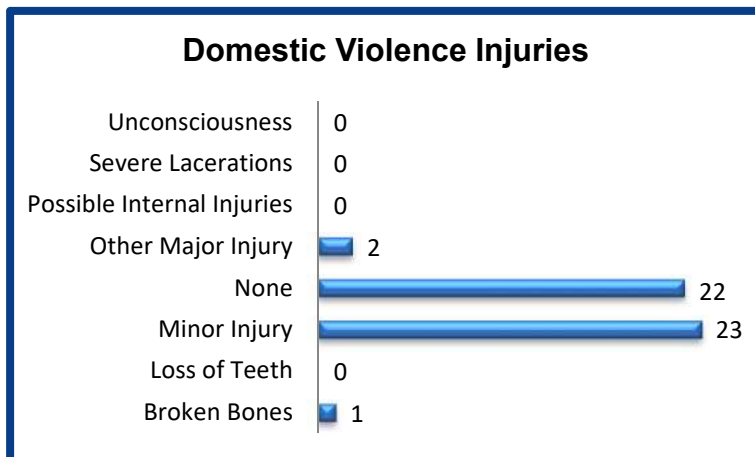
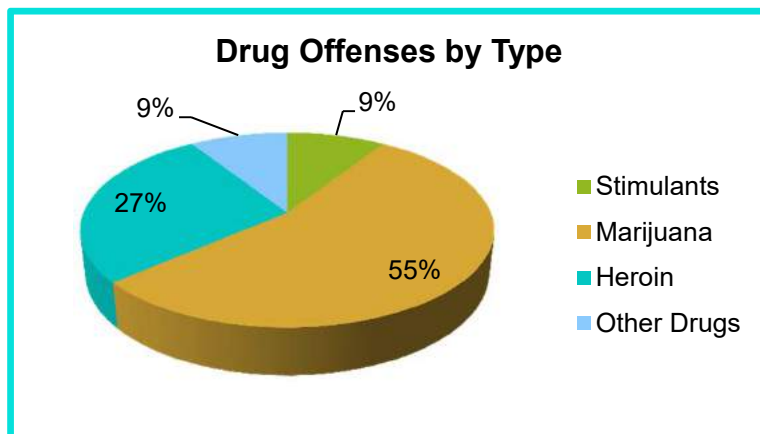
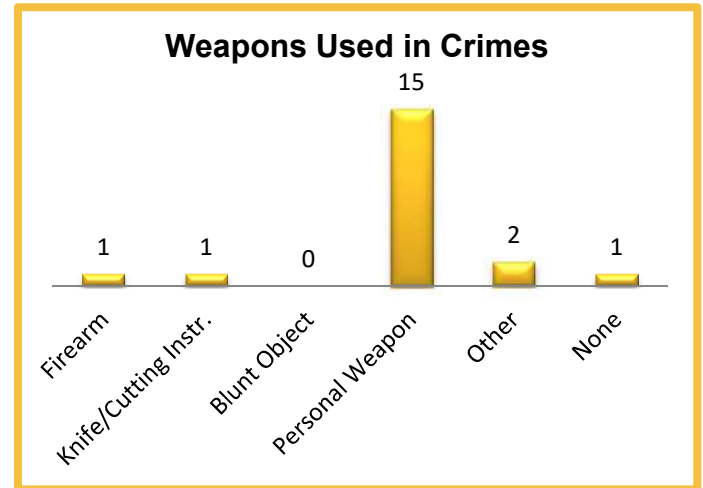
## 2017 Washington NIBRS Submission Agencies

Enumclaw PD

Continued

### 2017 Group B Arrests

| Offense               | Adult      | Juvenile |
|-----------------------|------------|----------|
| Bad Checks            | 0          | 0        |
| Curfew/Vagrancy       | 0          | 0        |
| Disorderly Conduct    | 8          | 0        |
| Drunkenness           | 0          | 0        |
| DUI                   | 23         | 0        |
| Family Offenses       | 0          | 0        |
| Liquor Law Violations | 6          | 2        |
| Peeping Tom           | 0          | 0        |
| Trespass              | 16         | 1        |
| All Other Offenses    | 209        | 2        |
| <b>Total</b>          | <b>262</b> | <b>5</b> |



### 2017 Property Values by Type

| Type                 | Value            |
|----------------------|------------------|
| Seized               | \$22             |
| Burned               | \$0              |
| Counterfeited/Forged | \$140            |
| Destroyed/Damaged    | \$44,083         |
| Recovered            | \$255,093        |
| Stolen               | \$501,821        |
| <b>Total</b>         | <b>\$801,159</b> |

## 2017 Washington NIBRS Submission Agencies

**Federal Way PD**

King County

Population: 96,350  
Months Reported: 12

**Offense Overview**

Offense Total 9,110  
# of Cleared Offense 1,969  
Percent Cleared 21.6%

**Group A Arrest Overview**

Arrest Total 1,846  
Adult Arrest Total 1,721  
Juvenile Arrest Total 125

| Group A Offenses                 | Reported 2016 | Reported 2017 | % of Change   | Crime Rate per 1,000 | Total Arrests | DV Offense Totals |
|----------------------------------|---------------|---------------|---------------|----------------------|---------------|-------------------|
| Murder                           | 9             | 7             | -22.2%        | 0.1                  | 8             | 1                 |
| Manslaughter                     | 0             | 0             |               | 0.0                  | 0             | 0                 |
| Rape                             | 51            | 34            | -33.3%        | 0.4                  | 16            | 11                |
| Sodomy                           | 0             | 4             |               | 0.0                  | 0             | 0                 |
| Sexual Assault w/Object          | 1             | 3             | 200.0%        | 0.0                  | 0             | 1                 |
| Fondling                         | 97            | 82            | -15.5%        | 0.9                  | 4             | 16                |
| Aggravated Assault               | 205           | 227           | 10.7%         | 2.4                  | 138           | 75                |
| Simple Assault                   | 802           | 811           | 1.1%          | 8.4                  | 367           | 417               |
| Intimidation                     | 38            | 32            | -15.8%        | 0.3                  | 1             | 5                 |
| Kidnapping                       | 14            | 31            | 121.4%        | 0.3                  | 21            | 12                |
| Incest                           | 6             | 8             | 33.3%         | 0.1                  | 16            | 7                 |
| Statutory Rape                   | 6             | 4             | -33.3%        | 0.0                  | 1             | 1                 |
| Human Trafficking Offenses       | 1             | 1             | 0.0%          | 0.0                  | 0             | 0                 |
| Violation of No Contact/Protect. | 279           | 263           | -5.7%         | 2.7                  | 160           | 200               |
| Robbery                          | 194           | 170           | -12.4%        | 1.8                  | 71            | 4                 |
| Burglary                         | 683           | 686           | 0.4%          | 7.1                  | 37            | 9                 |
| Larceny-Theft Offenses           | 4,258         | 3,718         | -12.7%        | 38.6                 | 662           | 17                |
| Motor Vehicle Theft              | 1,097         | 960           | -12.5%        | 10.0                 | 20            | 4                 |
| Arson                            | 18            | 10            | -44.4%        | 0.1                  | 1             | 0                 |
| Destruction of Property          | 1,073         | 827           | -22.9%        | 8.6                  | 39            | 0                 |
| Counterfeiting/Forgery           | 180           | 130           | -27.8%        | 1.3                  | 32            | 0                 |
| Fraud Offenses                   | 499           | 471           | -5.6%         | 4.9                  | 5             | 0                 |
| Embezzlement                     | 3             | 4             | 33.3%         | 0.0                  | 0             | 0                 |
| Extortion/Blackmail              | 2             | 4             | 100.0%        | 0.0                  | 0             | 0                 |
| Bribery                          | 0             | 0             |               | 0.0                  | 0             | 0                 |
| Stolen Property Offenses         | 170           | 144           | -15.3%        | 1.5                  | 99            | 0                 |
| Animal Cruelty                   | 0             | 0             |               | 0.0                  | 0             | 0                 |
| Drug/Narcotic Violations         | 219           | 211           | -3.7%         | 2.2                  | 46            | 0                 |
| Drug Equipment Violations        | 204           | 159           | -22.1%        | 1.7                  | 62            | 0                 |
| Gambling Offenses                | 0             | 0             |               | 0.0                  | 0             | 0                 |
| Pornography                      | 4             | 4             | 0.0%          | 0.0                  | 2             | 0                 |
| Prostitution Offenses            | 0             | 14            |               | 0.1                  | 14            | 0                 |
| Weapon Law Violations            | 93            | 91            | -2.2%         | 0.9                  | 24            | 0                 |
| <b>Grand Total</b>               | <b>10,206</b> | <b>9,110</b>  | <b>-10.7%</b> | <b>94.6</b>          | <b>1,846</b>  | <b>780</b>        |

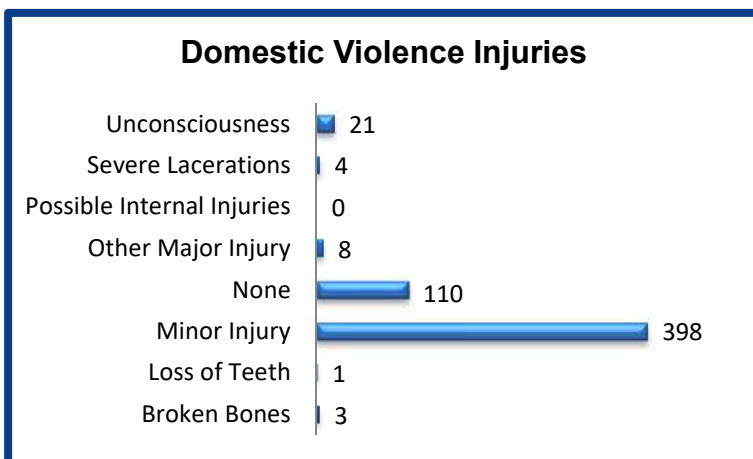
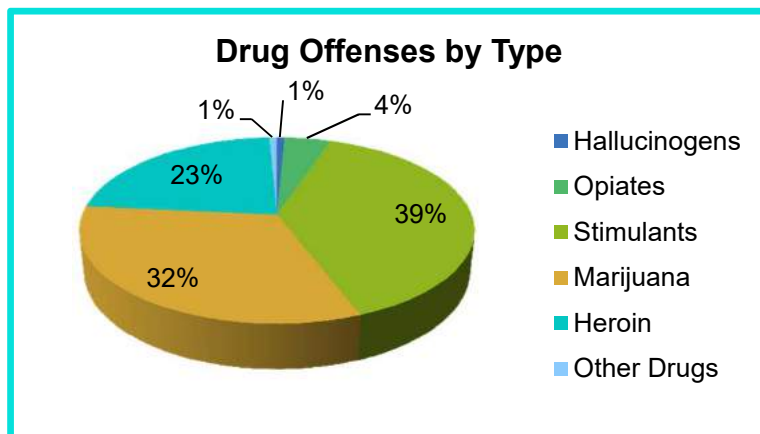
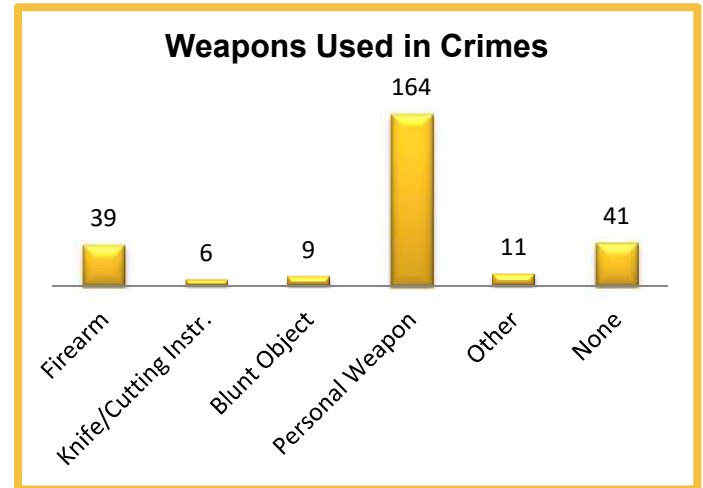
## 2017 Washington NIBRS Submission Agencies

Federal Way PD

Continued

### 2017 Group B Arrests

| Offense               | Adult        | Juvenile  |
|-----------------------|--------------|-----------|
| Bad Checks            | 1            | 0         |
| Curfew/Vagrancy       | 0            | 0         |
| Disorderly Conduct    | 33           | 2         |
| Drunkenness           | 0            | 0         |
| DUI                   | 136          | 1         |
| Family Offenses       | 4            | 0         |
| Liquor Law Violations | 6            | 0         |
| Peeping Tom           | 1            | 0         |
| Trespass              | 154          | 1         |
| All Other Offenses    | 999          | 15        |
| <b>Total</b>          | <b>1,334</b> | <b>19</b> |



### 2017 Property Values by Type

| Type                 | Value               |
|----------------------|---------------------|
| Seized               | \$7,781             |
| Burned               | \$16,155            |
| Counterfeited/Forged | \$35,253            |
| Destroyed/Damaged    | \$1,272,064         |
| Recovered            | \$2,582,627         |
| Stolen               | \$10,928,899        |
| <b>Total</b>         | <b>\$14,842,779</b> |

## 2017 Washington NIBRS Submission Agencies

**Issaquah PD**

King County

Population: 36,030  
Months Reported: 12

### Offense Overview

Offense Total 2,081  
# of Cleared Offense 456  
Percent Cleared 21.9%

### Group A Arrest Overview

Arrest Total 361  
Adult Arrest Total 319  
Juvenile Arrest Total 42

| Group A Offenses                 | Reported 2016 | Reported 2017 | % of Change  | Crime Rate per 1,000 | Total Arrests | DV Offense Totals |
|----------------------------------|---------------|---------------|--------------|----------------------|---------------|-------------------|
| Murder                           | 0             | 1             |              | 0.0                  | 1             | 0                 |
| Manslaughter                     | 0             | 0             |              | 0.0                  | 0             | 0                 |
| Rape                             | 12            | 5             | -58.3%       | 0.1                  | 2             | 1                 |
| Sodomy                           | 0             | 1             |              | 0.0                  | 0             | 0                 |
| Sexual Assault w/Object          | 0             | 0             |              | 0.0                  | 0             | 0                 |
| Fondling                         | 5             | 2             | -60.0%       | 0.1                  | 1             | 0                 |
| Aggravated Assault               | 13            | 10            | -23.1%       | 0.3                  | 2             | 8                 |
| Simple Assault                   | 109           | 104           | -4.6%        | 2.9                  | 71            | 69                |
| Intimidation                     | 10            | 10            | 0.0%         | 0.3                  | 0             | 4                 |
| Kidnapping                       | 0             | 2             |              | 0.1                  | 1             | 1                 |
| Incest                           | 0             | 0             |              | 0.0                  | 0             | 0                 |
| Statutory Rape                   | 0             | 0             |              | 0.0                  | 0             | 0                 |
| Human Trafficking Offenses       | 0             | 0             |              | 0.0                  | 0             | 0                 |
| Violation of No Contact/Protect. | 45            | 35            | -22.2%       | 1.0                  | 19            | 26                |
| Robbery                          | 12            | 8             | -33.3%       | 0.2                  | 1             | 0                 |
| Burglary                         | 164           | 114           | -30.5%       | 3.2                  | 5             | 2                 |
| Larceny-Theft Offenses           | 932           | 964           | 3.4%         | 26.8                 | 154           | 6                 |
| Motor Vehicle Theft              | 76            | 106           | 39.5%        | 2.9                  | 5             | 0                 |
| Arson                            | 2             | 3             | 50.0%        | 0.1                  | 0             | 0                 |
| Destruction of Property          | 444           | 463           | 4.3%         | 12.9                 | 33            | 0                 |
| Counterfeiting/Forgery           | 28            | 27            | -3.6%        | 0.7                  | 5             | 0                 |
| Fraud Offenses                   | 115           | 112           | -2.6%        | 3.1                  | 10            | 0                 |
| Embezzlement                     | 7             | 0             | -100.0%      | 0.0                  | 0             | 0                 |
| Extortion/Blackmail              | 0             | 0             |              | 0.0                  | 0             | 0                 |
| Bribery                          | 0             | 0             |              | 0.0                  | 0             | 0                 |
| Stolen Property Offenses         | 14            | 13            | -7.1%        | 0.4                  | 11            | 0                 |
| Animal Cruelty                   | 1             | 1             | 0.0%         | 0.0                  | 0             | 0                 |
| Drug/Narcotic Violations         | 39            | 42            | 7.7%         | 1.2                  | 17            | 0                 |
| Drug Equipment Violations        | 59            | 44            | -25.4%       | 1.2                  | 18            | 0                 |
| Gambling Offenses                | 0             | 0             |              | 0.0                  | 0             | 0                 |
| Pornography                      | 1             | 0             | -100.0%      | 0.0                  | 0             | 0                 |
| Prostitution Offenses            | 0             | 0             |              | 0.0                  | 0             | 0                 |
| Weapon Law Violations            | 7             | 14            | 100.0%       | 0.4                  | 5             | 0                 |
| <b>Grand Total</b>               | <b>2,095</b>  | <b>2,081</b>  | <b>-0.7%</b> | <b>57.8</b>          | <b>361</b>    | <b>117</b>        |

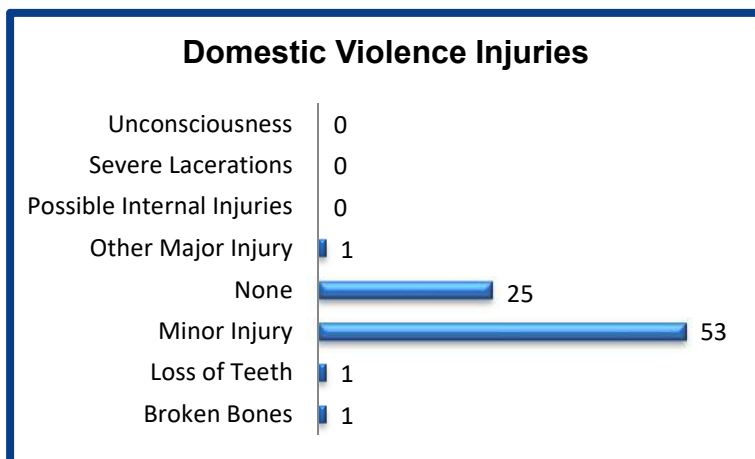
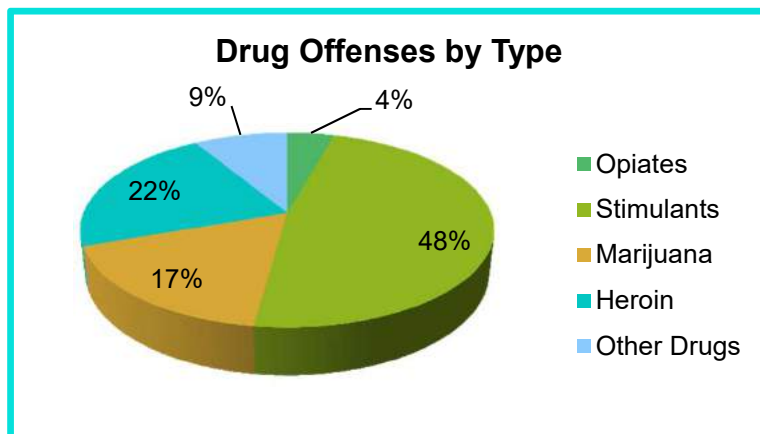
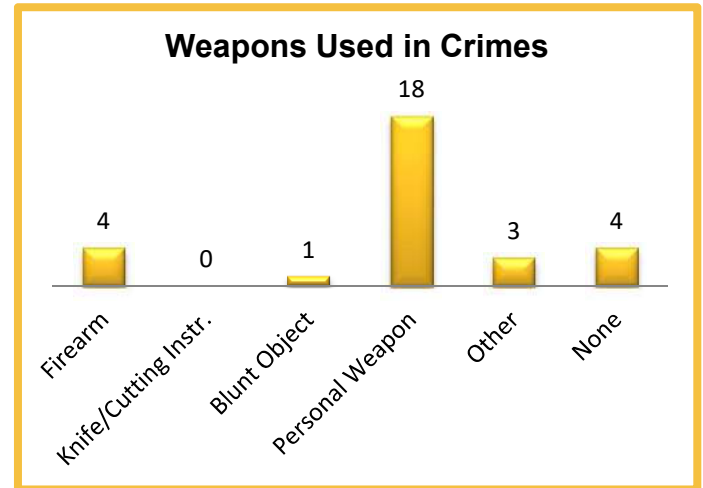
## 2017 Washington NIBRS Submission Agencies

Issaquah PD

Continued

### 2017 Group B Arrests

| Offense               | Adult      | Juvenile |
|-----------------------|------------|----------|
| Bad Checks            | 0          | 0        |
| Curfew/Vagrancy       | 0          | 0        |
| Disorderly Conduct    | 17         | 1        |
| Drunkenness           | 0          | 0        |
| DUI                   | 30         | 0        |
| Family Offenses       | 0          | 0        |
| Liquor Law Violations | 6          | 4        |
| Peeping Tom           | 0          | 0        |
| Trespass              | 38         | 3        |
| All Other Offenses    | 217        | 0        |
| <b>Total</b>          | <b>308</b> | <b>8</b> |



### 2017 Property Values by Type

| Type                 | Value              |
|----------------------|--------------------|
| Seized               | \$813              |
| Burned               | \$20,026           |
| Counterfeited/Forged | \$5,811            |
| Destroyed/Damaged    | \$286,824          |
| Recovered            | \$773,154          |
| Stolen               | \$2,227,095        |
| <b>Total</b>         | <b>\$3,313,723</b> |

## 2017 Washington NIBRS Submission Agencies

**Kent PD**

King County

Population: 127,100  
Months Reported: 12

**Offense Overview**

Offense Total 14,063  
# of Cleared Offense 3,215  
Percent Cleared 22.9%

**Group A Arrest Overview**

Arrest Total 2,542  
Adult Arrest Total 2,311  
Juvenile Arrest Total 231

| Group A Offenses                 | Reported 2016 | Reported 2017 | % of Change  | Crime Rate per 1,000 | Total Arrests | DV Offense Totals |
|----------------------------------|---------------|---------------|--------------|----------------------|---------------|-------------------|
| Murder                           | 6             | 7             | 16.7%        | 0.1                  | 5             | 0                 |
| Manslaughter                     | 0             | 0             |              | 0.0                  | 0             | 0                 |
| Rape                             | 59            | 64            | 8.5%         | 0.5                  | 11            | 18                |
| Sodomy                           | 7             | 7             | 0.0%         | 0.1                  | 0             | 0                 |
| Sexual Assault w/Object          | 1             | 0             | -100.0%      | 0.0                  | 0             | 0                 |
| Fondling                         | 61            | 50            | -18.0%       | 0.4                  | 14            | 10                |
| Aggravated Assault               | 144           | 189           | 31.3%        | 1.5                  | 68            | 31                |
| Simple Assault                   | 1,420         | 1,508         | 6.2%         | 11.9                 | 661           | 860               |
| Intimidation                     | 302           | 306           | 1.3%         | 2.4                  | 30            | 83                |
| Kidnapping                       | 24            | 27            | 12.5%        | 0.2                  | 7             | 0                 |
| Incest                           | 1             | 1             | 0.0%         | 0.0                  | 1             | 1                 |
| Statutory Rape                   | 14            | 19            | 35.7%        | 0.1                  | 1             | 5                 |
| Human Trafficking Offenses       | 13            | 5             | -61.5%       | 0.0                  | 0             | 0                 |
| Violation of No Contact/Protect. | 451           | 431           | -4.4%        | 3.4                  | 331           | 382               |
| Robbery                          | 167           | 203           | 21.6%        | 1.6                  | 63            | 2                 |
| Burglary                         | 1,079         | 965           | -10.6%       | 7.6                  | 53            | 17                |
| Larceny-Theft Offenses           | 5,268         | 4,882         | -7.3%        | 38.4                 | 624           | 69                |
| Motor Vehicle Theft              | 1,474         | 1,368         | -7.2%        | 10.8                 | 13            | 8                 |
| Arson                            | 17            | 17            | 0.0%         | 0.1                  | 1             | 0                 |
| Destruction of Property          | 2,406         | 2,340         | -2.7%        | 18.4                 | 127           | 0                 |
| Counterfeiting/Forgery           | 127           | 150           | 18.1%        | 1.2                  | 39            | 0                 |
| Fraud Offenses                   | 619           | 559           | -9.7%        | 4.4                  | 31            | 0                 |
| Embezzlement                     | 15            | 17            | 13.3%        | 0.1                  | 0             | 0                 |
| Extortion/Blackmail              | 3             | 10            | 233.3%       | 0.1                  | 0             | 0                 |
| Bribery                          | 0             | 0             |              | 0.0                  | 0             | 0                 |
| Stolen Property Offenses         | 280           | 246           | -12.1%       | 1.9                  | 130           | 0                 |
| Animal Cruelty                   | 0             | 2             |              | 0.0                  | 0             | 0                 |
| Drug/Narcotic Violations         | 429           | 378           | -11.9%       | 3.0                  | 135           | 0                 |
| Drug Equipment Violations        | 4             | 2             | -50.0%       | 0.0                  | 1             | 0                 |
| Gambling Offenses                | 0             | 0             |              | 0.0                  | 0             | 0                 |
| Pornography                      | 17            | 21            | 23.5%        | 0.2                  | 3             | 0                 |
| Prostitution Offenses            | 46            | 122           | 165.2%       | 1.0                  | 104           | 0                 |
| Weapon Law Violations            | 151           | 167           | 10.6%        | 1.3                  | 89            | 0                 |
| <b>Grand Total</b>               | <b>14,605</b> | <b>14,063</b> | <b>-3.7%</b> | <b>110.6</b>         | <b>2,542</b>  | <b>1,486</b>      |

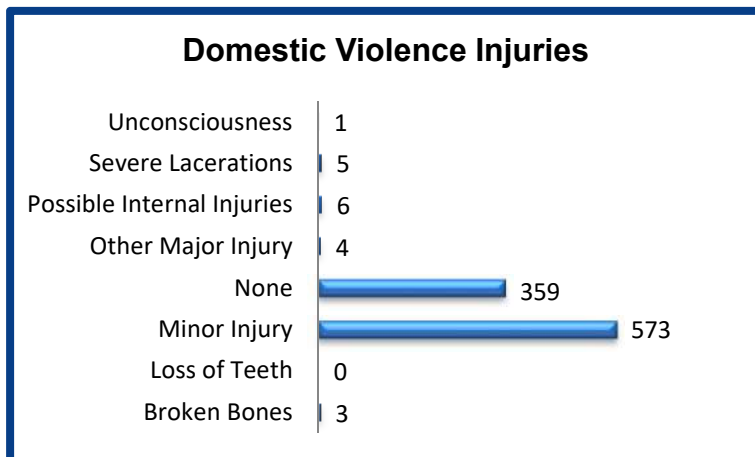
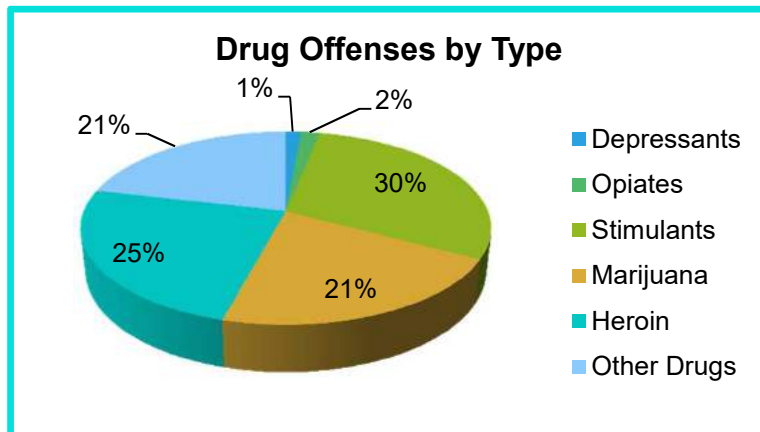
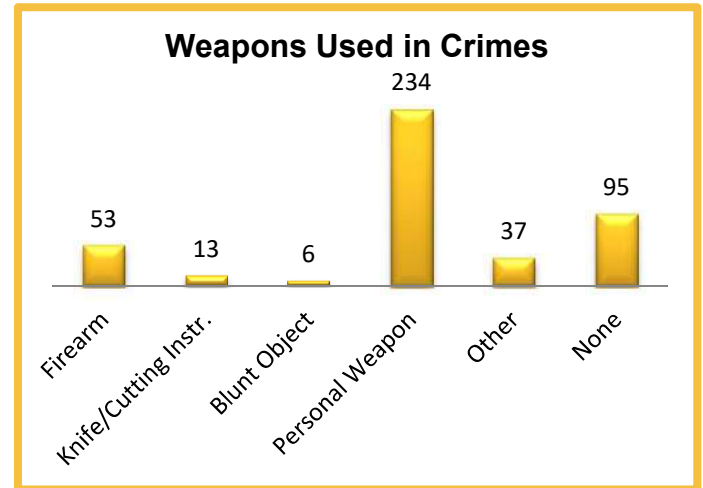
## 2017 Washington NIBRS Submission Agencies

Kent PD

Continued

### 2017 Group B Arrests

| Offense               | Adult        | Juvenile  |
|-----------------------|--------------|-----------|
| Bad Checks            | 4            | 0         |
| Curfew/Vagrancy       | 0            | 0         |
| Disorderly Conduct    | 30           | 0         |
| Drunkenness           | 0            | 0         |
| DUI                   | 349          | 3         |
| Family Offenses       | 7            | 0         |
| Liquor Law Violations | 11           | 16        |
| Peeping Tom           | 0            | 0         |
| Trespass              | 552          | 14        |
| All Other Offenses    | 824          | 26        |
| <b>Total</b>          | <b>1,777</b> | <b>59</b> |



### 2017 Property Values by Type

| Type                 | Value               |
|----------------------|---------------------|
| Seized               | \$151,717           |
| Burned               | \$789,757           |
| Counterfeited/Forged | \$22,266            |
| Destroyed/Damaged    | \$2,117,613         |
| Recovered            | \$6,243,193         |
| Stolen               | \$19,862,979        |
| <b>Total</b>         | <b>\$29,187,525</b> |

## 2017 Washington NIBRS Submission Agencies

**Kirkland PD**

King County

Population: 86,080  
Months Reported: 12

**Offense Overview**

Offense Total 4,136  
# of Cleared Offense 734  
Percent Cleared 17.7%

**Group A Arrest Overview**

Arrest Total 619  
Adult Arrest Total 573  
Juvenile Arrest Total 46

| Group A Offenses                 | Reported 2016 | Reported 2017 | % of Change | Crime Rate per 1,000 | Total Arrests | DV Offense Totals |
|----------------------------------|---------------|---------------|-------------|----------------------|---------------|-------------------|
| Murder                           | 1             | 1             | 0.0%        | 0.0                  | 0             | 1                 |
| Manslaughter                     | 0             | 0             |             | 0.0                  | 0             | 0                 |
| Rape                             | 21            | 14            | -33.3%      | 0.2                  | 6             | 4                 |
| Sodomy                           | 5             | 10            | 100.0%      | 0.1                  | 4             | 1                 |
| Sexual Assault w/Object          | 0             | 0             |             | 0.0                  | 0             | 0                 |
| Fondling                         | 6             | 2             | -66.7%      | 0.0                  | 0             | 2                 |
| Aggravated Assault               | 34            | 34            | 0.0%        | 0.4                  | 17            | 15                |
| Simple Assault                   | 263           | 223           | -15.2%      | 2.6                  | 147           | 122               |
| Intimidation                     | 110           | 140           | 27.3%       | 1.6                  | 40            | 28                |
| Kidnapping                       | 5             | 2             | -60.0%      | 0.0                  | 0             | 0                 |
| Incest                           | 0             | 0             |             | 0.0                  | 0             | 0                 |
| Statutory Rape                   | 2             | 2             | 0.0%        | 0.0                  | 0             | 1                 |
| Human Trafficking Offenses       | 0             | 0             |             | 0.0                  | 0             | 0                 |
| Violation of No Contact/Protect. | 123           | 98            | -20.3%      | 1.1                  | 73            | 76                |
| Robbery                          | 21            | 16            | -23.8%      | 0.2                  | 10            | 0                 |
| Burglary                         | 295           | 233           | -21.0%      | 2.7                  | 12            | 5                 |
| Larceny-Theft Offenses           | 1,972         | 2,078         | 5.4%        | 24.1                 | 140           | 17                |
| Motor Vehicle Theft              | 173           | 232           | 34.1%       | 2.7                  | 27            | 4                 |
| Arson                            | 4             | 6             | 50.0%       | 0.1                  | 1             | 1                 |
| Destruction of Property          | 705           | 687           | -2.6%       | 8.0                  | 33            | 0                 |
| Counterfeiting/Forgery           | 87            | 82            | -5.7%       | 1.0                  | 6             | 0                 |
| Fraud Offenses                   | 49            | 44            | -10.2%      | 0.5                  | 1             | 0                 |
| Embezzlement                     | 6             | 3             | -50.0%      | 0.0                  | 0             | 0                 |
| Extortion/Blackmail              | 0             | 3             |             | 0.0                  | 0             | 0                 |
| Bribery                          | 0             | 0             |             | 0.0                  | 0             | 0                 |
| Stolen Property Offenses         | 38            | 37            | -2.6%       | 0.4                  | 15            | 0                 |
| Animal Cruelty                   | 0             | 0             |             | 0.0                  | 0             | 0                 |
| Drug/Narcotic Violations         | 120           | 111           | -7.5%       | 1.3                  | 69            | 0                 |
| Drug Equipment Violations        | 55            | 58            | 5.5%        | 0.7                  | 9             | 0                 |
| Gambling Offenses                | 0             | 0             |             | 0.0                  | 0             | 0                 |
| Pornography                      | 6             | 2             | -66.7%      | 0.0                  | 0             | 0                 |
| Prostitution Offenses            | 2             | 1             | -50.0%      | 0.0                  | 1             | 0                 |
| Weapon Law Violations            | 20            | 17            | -15.0%      | 0.2                  | 8             | 0                 |
| <b>Grand Total</b>               | <b>4,123</b>  | <b>4,136</b>  | <b>0.3%</b> | <b>48.0</b>          | <b>619</b>    | <b>277</b>        |

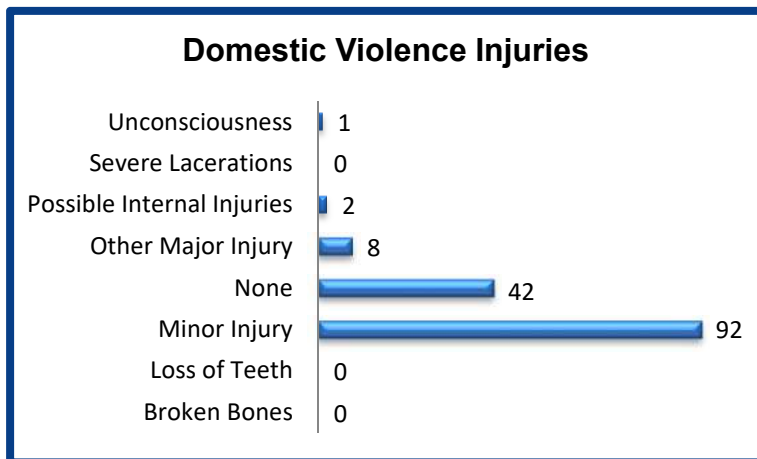
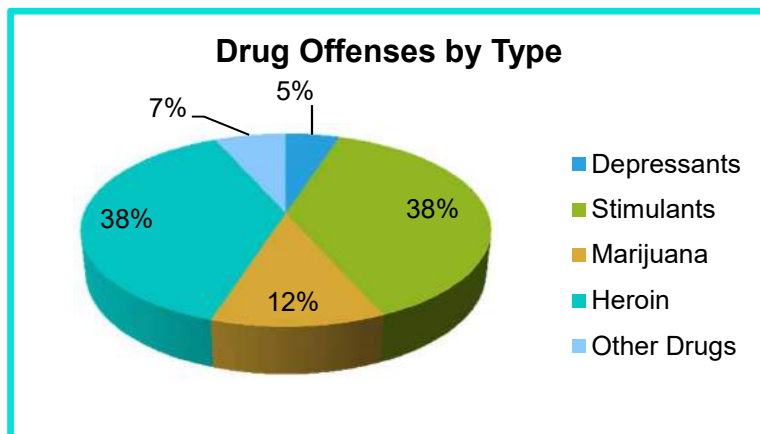
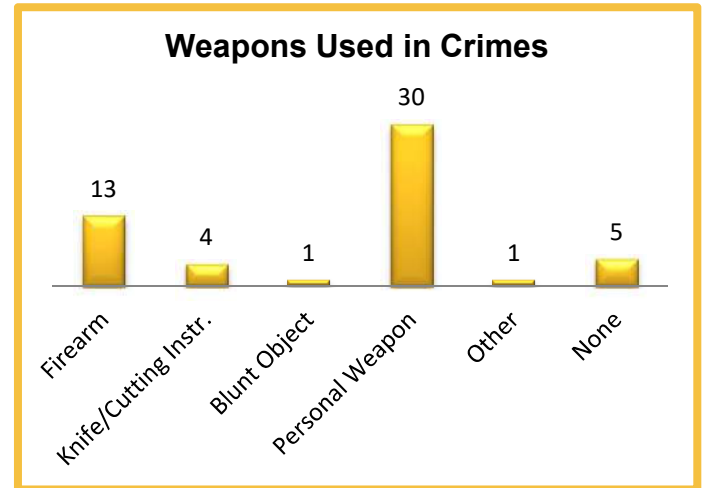
## 2017 Washington NIBRS Submission Agencies

Kirkland PD

Continued

### 2017 Group B Arrests

| Offense               | Adult      | Juvenile  |
|-----------------------|------------|-----------|
| Bad Checks            | 0          | 0         |
| Curfew/Vagrancy       | 0          | 0         |
| Disorderly Conduct    | 9          | 2         |
| Drunkenness           | 0          | 0         |
| DUI                   | 151        | 1         |
| Family Offenses       | 0          | 0         |
| Liquor Law Violations | 6          | 9         |
| Peeping Tom           | 0          | 0         |
| Trespass              | 53         | 3         |
| All Other Offenses    | 18         | 3         |
| <b>Total</b>          | <b>237</b> | <b>18</b> |



### 2017 Property Values by Type

| Type                 | Value              |
|----------------------|--------------------|
| Seized               | \$1,519            |
| Burned               | \$5,774            |
| Counterfeited/Forged | \$107,777          |
| Destroyed/Damaged    | \$487,659          |
| Recovered            | \$773,381          |
| Stolen               | \$5,213,638        |
| <b>Total</b>         | <b>\$6,589,748</b> |

## 2017 Washington NIBRS Submission Agencies

**Lake Forest Park PD**

King County

Population: 12,990  
Months Reported: 12

### Offense Overview

Offense Total 548  
# of Cleared Offense 115  
Percent Cleared 21.0%

### Group A Arrest Overview

Arrest Total 92  
Adult Arrest Total 83  
Juvenile Arrest Total 9

| Group A Offenses                 | Reported 2016 | Reported 2017 | % of Change  | Crime Rate per 1,000 | Total Arrests | DV Offense Totals |
|----------------------------------|---------------|---------------|--------------|----------------------|---------------|-------------------|
| Murder                           | 0             | 0             |              | 0.0                  | 0             | 0                 |
| Manslaughter                     | 0             | 0             |              | 0.0                  | 0             | 0                 |
| Rape                             | 4             | 1             | -75.0%       | 0.1                  | 0             | 0                 |
| Sodomy                           | 0             | 0             |              | 0.0                  | 0             | 0                 |
| Sexual Assault w/Object          | 0             | 0             |              | 0.0                  | 0             | 0                 |
| Fondling                         | 2             | 1             | -50.0%       | 0.1                  | 0             | 1                 |
| Aggravated Assault               | 2             | 7             | 250.0%       | 0.5                  | 4             | 5                 |
| Simple Assault                   | 32            | 39            | 21.9%        | 3.0                  | 19            | 35                |
| Intimidation                     | 8             | 10            | 25.0%        | 0.8                  | 3             | 6                 |
| Kidnapping                       | 1             | 0             | -100.0%      | 0.0                  | 0             | 0                 |
| Incest                           | 0             | 0             |              | 0.0                  | 0             | 0                 |
| Statutory Rape                   | 0             | 0             |              | 0.0                  | 0             | 0                 |
| Human Trafficking Offenses       | 0             | 0             |              | 0.0                  | 0             | 0                 |
| Violation of No Contact/Protect. | 10            | 14            | 40.0%        | 1.1                  | 10            | 14                |
| Robbery                          | 4             | 4             | 0.0%         | 0.3                  | 2             | 0                 |
| Burglary                         | 50            | 50            | 0.0%         | 3.8                  | 3             | 3                 |
| Larceny-Theft Offenses           | 194           | 190           | -2.1%        | 14.6                 | 13            | 3                 |
| Motor Vehicle Theft              | 17            | 24            | 41.2%        | 1.8                  | 2             | 0                 |
| Arson                            | 0             | 1             |              | 0.1                  | 1             | 0                 |
| Destruction of Property          | 148           | 120           | -18.9%       | 9.2                  | 3             | 0                 |
| Counterfeiting/Forgery           | 3             | 7             | 133.3%       | 0.5                  | 0             | 0                 |
| Fraud Offenses                   | 16            | 14            | -12.5%       | 1.1                  | 0             | 0                 |
| Embezzlement                     | 0             | 0             |              | 0.0                  | 0             | 0                 |
| Extortion/Blackmail              | 0             | 0             |              | 0.0                  | 0             | 0                 |
| Bribery                          | 0             | 0             |              | 0.0                  | 0             | 0                 |
| Stolen Property Offenses         | 6             | 9             | 50.0%        | 0.7                  | 2             | 0                 |
| Animal Cruelty                   | 0             | 0             |              | 0.0                  | 0             | 0                 |
| Drug/Narcotic Violations         | 34            | 29            | -14.7%       | 2.2                  | 13            | 0                 |
| Drug Equipment Violations        | 24            | 24            | 0.0%         | 1.8                  | 15            | 0                 |
| Gambling Offenses                | 0             | 0             |              | 0.0                  | 0             | 0                 |
| Pornography                      | 2             | 0             | -100.0%      | 0.0                  | 0             | 0                 |
| Prostitution Offenses            | 0             | 0             |              | 0.0                  | 0             | 0                 |
| Weapon Law Violations            | 7             | 4             | -42.9%       | 0.3                  | 2             | 0                 |
| <b>Grand Total</b>               | <b>564</b>    | <b>548</b>    | <b>-2.8%</b> | <b>42.2</b>          | <b>92</b>     | <b>67</b>         |

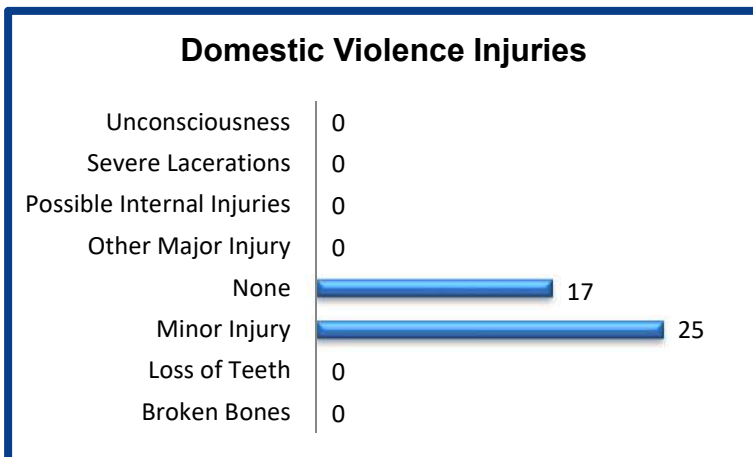
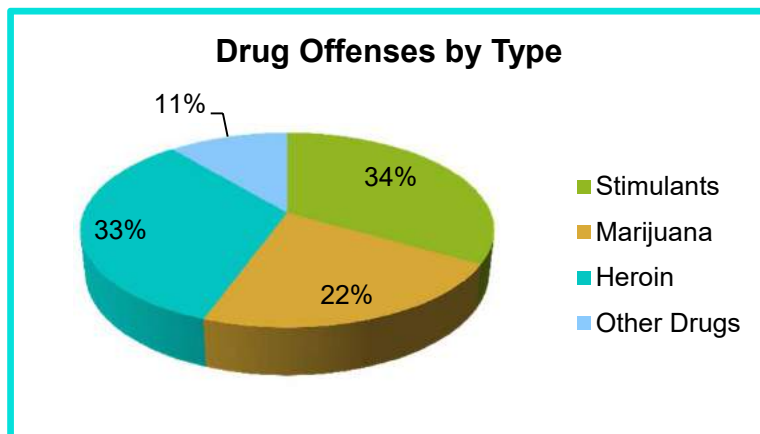
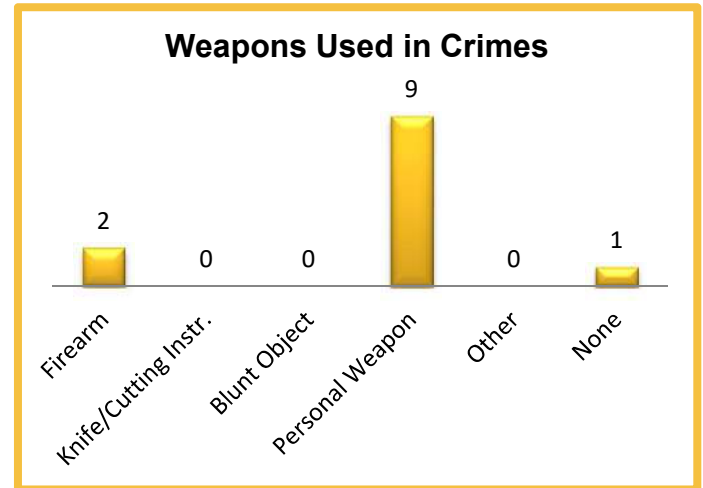
## 2017 Washington NIBRS Submission Agencies

Lake Forest Park PD

Continued

### 2017 Group B Arrests

| Offense               | Adult     | Juvenile |
|-----------------------|-----------|----------|
| Bad Checks            | 0         | 0        |
| Curfew/Vagrancy       | 0         | 0        |
| Disorderly Conduct    | 1         | 0        |
| Drunkenness           | 0         | 0        |
| DUI                   | 22        | 2        |
| Family Offenses       | 0         | 0        |
| Liquor Law Violations | 2         | 0        |
| Peeping Tom           | 0         | 0        |
| Trespass              | 2         | 1        |
| All Other Offenses    | 7         | 1        |
| <b>Total</b>          | <b>34</b> | <b>4</b> |



### 2017 Property Values by Type

| Type                 | Value            |
|----------------------|------------------|
| Seized               | \$2,788          |
| Burned               | \$2              |
| Counterfeited/Forged | \$8,126          |
| Destroyed/Damaged    | \$40,676         |
| Recovered            | \$161,568        |
| Stolen               | \$591,497        |
| <b>Total</b>         | <b>\$804,657</b> |

## 2017 Washington NIBRS Submission Agencies

**Medina PD**

King County

Population: 3,620  
Months Reported: 12

**Offense Overview**

Offense Total 110  
# of Cleared Offense 7  
Percent Cleared 6.4%

**Group A Arrest Overview**

Arrest Total 6  
Adult Arrest Total 6  
Juvenile Arrest Total 0

| Group A Offenses                 | Reported 2016 | Reported 2017 | % of Change   | Crime Rate per 1,000 | Total Arrests | DV Offense Totals |
|----------------------------------|---------------|---------------|---------------|----------------------|---------------|-------------------|
| Murder                           | 0             | 0             |               | 0.0                  | 0             | 0                 |
| Manslaughter                     | 0             | 0             |               | 0.0                  | 0             | 0                 |
| Rape                             | 0             | 0             |               | 0.0                  | 0             | 0                 |
| Sodomy                           | 0             | 0             |               | 0.0                  | 0             | 0                 |
| Sexual Assault w/Object          | 0             | 0             |               | 0.0                  | 0             | 0                 |
| Fondling                         | 0             | 0             |               | 0.0                  | 0             | 0                 |
| Aggravated Assault               | 2             | 0             | -100.0%       | 0.0                  | 0             | 0                 |
| Simple Assault                   | 4             | 1             | -75.0%        | 0.3                  | 0             | 1                 |
| Intimidation                     | 2             | 2             | 0.0%          | 0.6                  | 2             | 0                 |
| Kidnapping                       | 0             | 0             |               | 0.0                  | 0             | 0                 |
| Incest                           | 0             | 0             |               | 0.0                  | 0             | 0                 |
| Statutory Rape                   | 0             | 0             |               | 0.0                  | 0             | 0                 |
| Human Trafficking Offenses       | 0             | 0             |               | 0.0                  | 0             | 0                 |
| Violation of No Contact/Protect. | 2             | 5             | 150.0%        | 1.4                  | 3             | 1                 |
| Robbery                          | 0             | 0             |               | 0.0                  | 0             | 0                 |
| Burglary                         | 12            | 7             | -41.7%        | 1.9                  | 0             | 0                 |
| Larceny-Theft Offenses           | 75            | 76            | 1.3%          | 21.0                 | 0             | 0                 |
| Motor Vehicle Theft              | 4             | 1             | -75.0%        | 0.3                  | 0             | 0                 |
| Arson                            | 0             | 0             |               | 0.0                  | 0             | 0                 |
| Destruction of Property          | 19            | 13            | -31.6%        | 3.6                  | 0             | 0                 |
| Counterfeiting/Forgery           | 0             | 0             |               | 0.0                  | 0             | 0                 |
| Fraud Offenses                   | 1             | 0             | -100.0%       | 0.0                  | 0             | 0                 |
| Embezzlement                     | 1             | 0             | -100.0%       | 0.0                  | 0             | 0                 |
| Extortion/Blackmail              | 0             | 0             |               | 0.0                  | 0             | 0                 |
| Bribery                          | 0             | 0             |               | 0.0                  | 0             | 0                 |
| Stolen Property Offenses         | 1             | 3             | 200.0%        | 0.8                  | 1             | 0                 |
| Animal Cruelty                   | 0             | 0             |               | 0.0                  | 0             | 0                 |
| Drug/Narcotic Violations         | 2             | 0             | -100.0%       | 0.0                  | 0             | 0                 |
| Drug Equipment Violations        | 0             | 1             |               | 0.3                  | 0             | 0                 |
| Gambling Offenses                | 0             | 0             |               | 0.0                  | 0             | 0                 |
| Pornography                      | 0             | 0             |               | 0.0                  | 0             | 0                 |
| Prostitution Offenses            | 0             | 0             |               | 0.0                  | 0             | 0                 |
| Weapon Law Violations            | 0             | 1             |               | 0.3                  | 0             | 0                 |
| <b>Grand Total</b>               | <b>125</b>    | <b>110</b>    | <b>-12.0%</b> | <b>30.4</b>          | <b>6</b>      | <b>2</b>          |

## 2017 Washington NIBRS Submission Agencies

Medina PD

Continued

### 2017 Group B Arrests

| Offense               | Adult    | Juvenile |
|-----------------------|----------|----------|
| Bad Checks            | 0        | 0        |
| Curfew/Vagrancy       | 0        | 0        |
| Disorderly Conduct    | 1        | 0        |
| Drunkenness           | 0        | 0        |
| DUI                   | 3        | 0        |
| Family Offenses       | 0        | 0        |
| Liquor Law Violations | 0        | 0        |
| Peeping Tom           | 0        | 0        |
| Trespass              | 0        | 0        |
| All Other Offenses    | 0        | 0        |
| <b>Total</b>          | <b>4</b> | <b>0</b> |

### Weapons Used in Crimes

No Weapons  
Reported

### Drug Offenses by Type

No Drug Offenses by Type  
Reported

### Relationship of Victim to Offender

|                |   |
|----------------|---|
| Other          | 0 |
| Not Known      | 4 |
| Outside Family | 4 |
| Within Family  | 0 |

### Domestic Violence Injuries

|                            |   |
|----------------------------|---|
| Unconsciousness            | 0 |
| Severe Lacerations         | 0 |
| Possible Internal Injuries | 0 |
| Other Major Injury         | 0 |
| None                       | 0 |
| Minor Injury               | 1 |
| Loss of Teeth              | 0 |
| Broken Bones               | 0 |

### 2017 Property Values by Type

| Type                 | Value            |
|----------------------|------------------|
| Seized               | \$2              |
| Burned               | \$0              |
| Counterfeited/Forged | \$0              |
| Destroyed/Damaged    | \$1,980          |
| Recovered            | \$8              |
| Stolen               | \$255,621        |
| <b>Total</b>         | <b>\$257,611</b> |

## 2017 Washington NIBRS Submission Agencies

**Mercer Island PD**

King County

Population: 24,210  
Months Reported: 12

### Offense Overview

Offense Total 923  
# of Cleared Offense 80  
Percent Cleared 8.7%

### Group A Arrest Overview

Arrest Total 53  
Adult Arrest Total 50  
Juvenile Arrest Total 3

| Group A Offenses                 | Reported 2016 | Reported 2017 | % of Change  | Crime Rate per 1,000 | Total Arrests | DV Offense Totals |
|----------------------------------|---------------|---------------|--------------|----------------------|---------------|-------------------|
| Murder                           | 0             | 0             |              | 0.0                  | 0             | 0                 |
| Manslaughter                     | 0             | 0             |              | 0.0                  | 0             | 0                 |
| Rape                             | 1             | 0             | -100.0%      | 0.0                  | 0             | 0                 |
| Sodomy                           | 1             | 0             | -100.0%      | 0.0                  | 0             | 0                 |
| Sexual Assault w/Object          | 0             | 0             |              | 0.0                  | 0             | 0                 |
| Fondling                         | 1             | 0             | -100.0%      | 0.0                  | 0             | 0                 |
| Aggravated Assault               | 1             | 5             | 400.0%       | 0.2                  | 2             | 1                 |
| Simple Assault                   | 25            | 27            | 8.0%         | 1.1                  | 16            | 18                |
| Intimidation                     | 10            | 19            | 90.0%        | 0.8                  | 3             | 1                 |
| Kidnapping                       | 1             | 3             | 200.0%       | 0.1                  | 1             | 0                 |
| Incest                           | 0             | 0             |              | 0.0                  | 0             | 0                 |
| Statutory Rape                   | 0             | 1             |              | 0.0                  | 1             | 0                 |
| Human Trafficking Offenses       | 0             | 0             |              | 0.0                  | 0             | 0                 |
| Violation of No Contact/Protect. | 7             | 11            | 57.1%        | 0.5                  | 1             | 8                 |
| Robbery                          | 3             | 2             | -33.3%       | 0.1                  | 0             | 0                 |
| Burglary                         | 106           | 61            | -42.5%       | 2.5                  | 2             | 1                 |
| Larceny-Theft Offenses           | 550           | 542           | -1.5%        | 22.4                 | 11            | 1                 |
| Motor Vehicle Theft              | 13            | 25            | 92.3%        | 1.0                  | 6             | 0                 |
| Arson                            | 1             | 0             | -100.0%      | 0.0                  | 0             | 0                 |
| Destruction of Property          | 194           | 141           | -27.3%       | 5.8                  | 1             | 0                 |
| Counterfeiting/Forgery           | 21            | 22            | 4.8%         | 0.9                  | 0             | 0                 |
| Fraud Offenses                   | 37            | 24            | -35.1%       | 1.0                  | 0             | 0                 |
| Embezzlement                     | 0             | 0             |              | 0.0                  | 0             | 0                 |
| Extortion/Blackmail              | 3             | 1             | -66.7%       | 0.0                  | 0             | 0                 |
| Bribery                          | 0             | 0             |              | 0.0                  | 0             | 0                 |
| Stolen Property Offenses         | 7             | 9             | 28.6%        | 0.4                  | 3             | 0                 |
| Animal Cruelty                   | 0             | 0             |              | 0.0                  | 0             | 0                 |
| Drug/Narcotic Violations         | 8             | 16            | 100.0%       | 0.7                  | 5             | 0                 |
| Drug Equipment Violations        | 1             | 10            | 900.0%       | 0.4                  | 1             | 0                 |
| Gambling Offenses                | 0             | 0             |              | 0.0                  | 0             | 0                 |
| Pornography                      | 0             | 1             |              | 0.0                  | 0             | 0                 |
| Prostitution Offenses            | 0             | 0             |              | 0.0                  | 0             | 0                 |
| Weapon Law Violations            | 2             | 3             | 50.0%        | 0.1                  | 0             | 0                 |
| <b>Grand Total</b>               | <b>993</b>    | <b>923</b>    | <b>-7.0%</b> | <b>38.1</b>          | <b>53</b>     | <b>30</b>         |

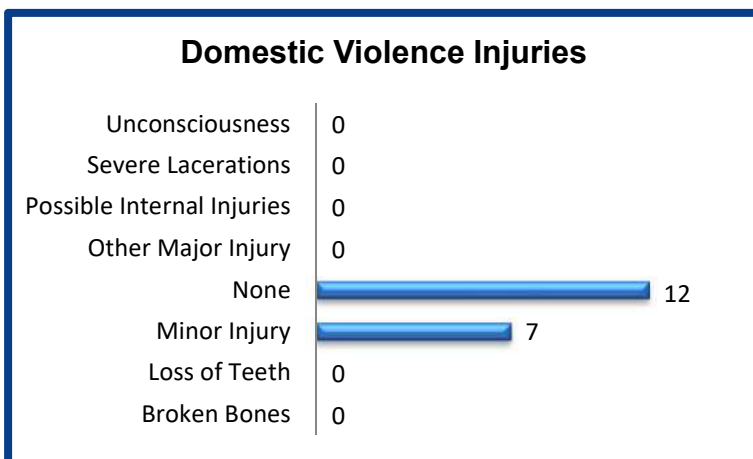
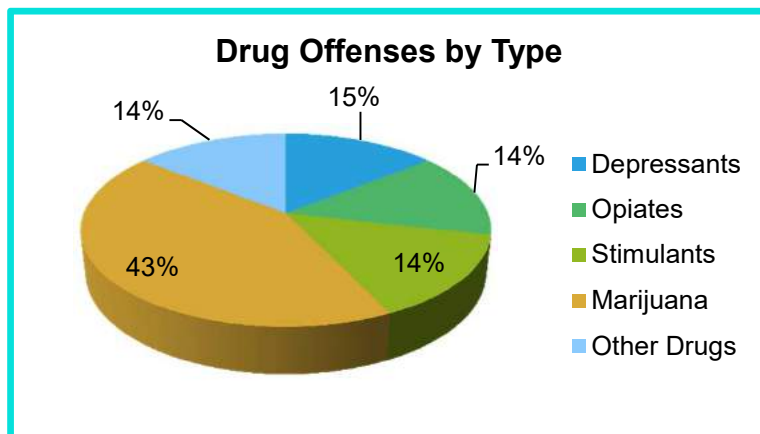
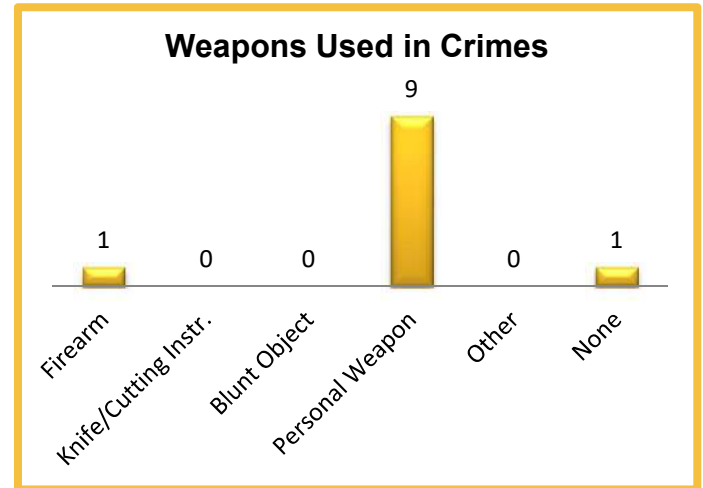
## 2017 Washington NIBRS Submission Agencies

**Mercer Island PD**

Continued

### 2017 Group B Arrests

| Offense               | Adult     | Juvenile |
|-----------------------|-----------|----------|
| Bad Checks            | 0         | 0        |
| Curfew/Vagrancy       | 0         | 0        |
| Disorderly Conduct    | 0         | 0        |
| Drunkenness           | 0         | 0        |
| DUI                   | 36        | 2        |
| Family Offenses       | 0         | 0        |
| Liquor Law Violations | 0         | 1        |
| Peeping Tom           | 0         | 0        |
| Trespass              | 0         | 0        |
| All Other Offenses    | 2         | 0        |
| <b>Total</b>          | <b>38</b> | <b>3</b> |



### 2017 Property Values by Type

| Type                 | Value              |
|----------------------|--------------------|
| Seized               | \$20               |
| Burned               | \$0                |
| Counterfeited/Forged | \$9,686            |
| Destroyed/Damaged    | \$84,015           |
| Recovered            | \$239,205          |
| Stolen               | \$1,602,995        |
| <b>Total</b>         | <b>\$1,935,921</b> |

## 2017 Washington NIBRS Submission Agencies

**Normandy Park PD**

King County

Population: 6,595  
Months Reported: 12

**Offense Overview**

Offense Total 234  
# of Cleared Offense 54  
Percent Cleared 23.1%

**Group A Arrest Overview**

Arrest Total 45  
Adult Arrest Total 38  
Juvenile Arrest Total 7

| Group A Offenses                 | Reported 2016 | Reported 2017 | % of Change | Crime Rate per 1,000 | Total Arrests | DV Offense Totals |
|----------------------------------|---------------|---------------|-------------|----------------------|---------------|-------------------|
| Murder                           | 0             | 0             |             | 0.0                  | 0             | 0                 |
| Manslaughter                     | 0             | 0             |             | 0.0                  | 0             | 0                 |
| Rape                             | 0             | 1             |             | 0.2                  | 0             | 0                 |
| Sodomy                           | 0             | 0             |             | 0.0                  | 0             | 0                 |
| Sexual Assault w/Object          | 1             | 0             | -100.0%     | 0.0                  | 0             | 0                 |
| Fondling                         | 0             | 1             |             | 0.2                  | 1             | 0                 |
| Aggravated Assault               | 1             | 2             | 100.0%      | 0.3                  | 1             | 0                 |
| Simple Assault                   | 13            | 17            | 30.8%       | 2.6                  | 13            | 10                |
| Intimidation                     | 0             | 1             |             | 0.2                  | 1             | 1                 |
| Kidnapping                       | 0             | 0             |             | 0.0                  | 0             | 0                 |
| Incest                           | 0             | 0             |             | 0.0                  | 0             | 0                 |
| Statutory Rape                   | 0             | 0             |             | 0.0                  | 0             | 0                 |
| Human Trafficking Offenses       | 0             | 0             |             | 0.0                  | 0             | 0                 |
| Violation of No Contact/Protect. | 0             | 3             |             | 0.5                  | 2             | 3                 |
| Robbery                          | 1             | 3             | 200.0%      | 0.5                  | 0             | 0                 |
| Burglary                         | 25            | 25            | 0.0%        | 3.8                  | 1             | 0                 |
| Larceny-Theft Offenses           | 134           | 124           | -7.5%       | 18.8                 | 22            | 1                 |
| Motor Vehicle Theft              | 13            | 20            | 53.8%       | 3.0                  | 1             | 0                 |
| Arson                            | 0             | 0             |             | 0.0                  | 0             | 0                 |
| Destruction of Property          | 22            | 24            | 9.1%        | 3.6                  | 0             | 0                 |
| Counterfeiting/Forgery           | 1             | 0             | -100.0%     | 0.0                  | 0             | 0                 |
| Fraud Offenses                   | 3             | 8             | 166.7%      | 1.2                  | 1             | 0                 |
| Embezzlement                     | 0             | 2             |             | 0.3                  | 1             | 0                 |
| Extortion/Blackmail              | 0             | 0             |             | 0.0                  | 0             | 0                 |
| Bribery                          | 0             | 0             |             | 0.0                  | 0             | 0                 |
| Stolen Property Offenses         | 1             | 0             | -100.0%     | 0.0                  | 0             | 0                 |
| Animal Cruelty                   | 0             | 0             |             | 0.0                  | 0             | 0                 |
| Drug/Narcotic Violations         | 0             | 3             |             | 0.5                  | 1             | 0                 |
| Drug Equipment Violations        | 0             | 0             |             | 0.0                  | 0             | 0                 |
| Gambling Offenses                | 0             | 0             |             | 0.0                  | 0             | 0                 |
| Pornography                      | 0             | 0             |             | 0.0                  | 0             | 0                 |
| Prostitution Offenses            | 0             | 0             |             | 0.0                  | 0             | 0                 |
| Weapon Law Violations            | 1             | 0             | -100.0%     | 0.0                  | 0             | 0                 |
| <b>Grand Total</b>               | <b>216</b>    | <b>234</b>    | <b>8.3%</b> | <b>35.5</b>          | <b>45</b>     | <b>15</b>         |

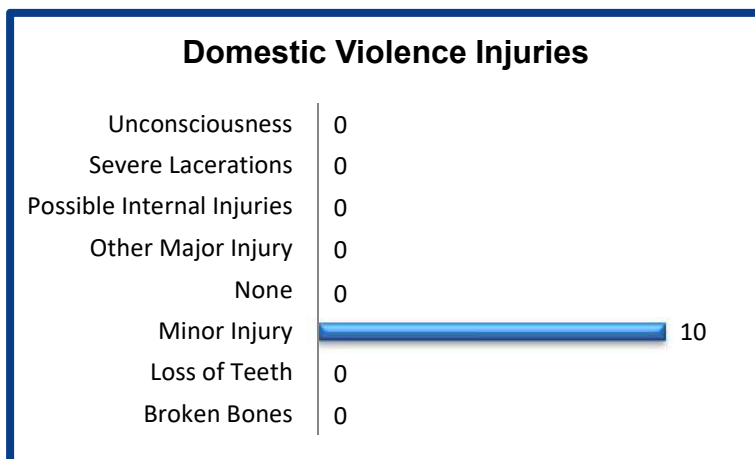
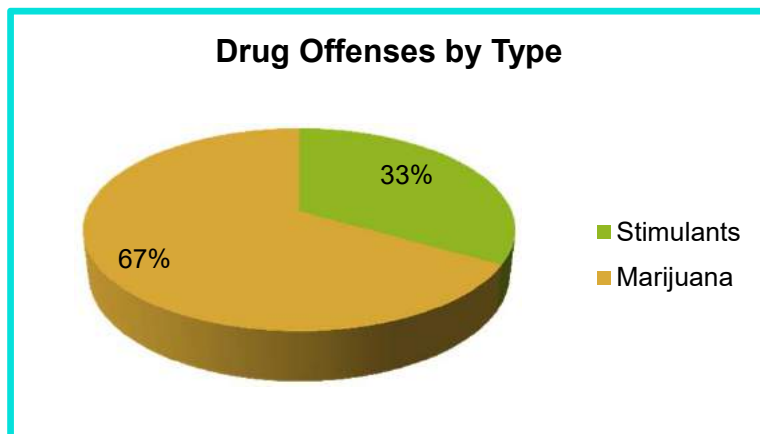
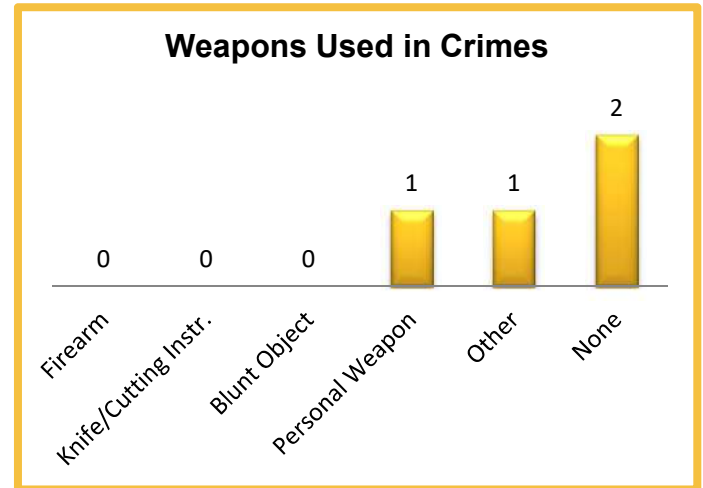
## 2017 Washington NIBRS Submission Agencies

Normandy Park PD

Continued

### 2017 Group B Arrests

| Offense               | Adult     | Juvenile |
|-----------------------|-----------|----------|
| Bad Checks            | 0         | 0        |
| Curfew/Vagrancy       | 0         | 0        |
| Disorderly Conduct    | 1         | 0        |
| Drunkenness           | 0         | 0        |
| DUI                   | 35        | 0        |
| Family Offenses       | 0         | 0        |
| Liquor Law Violations | 0         | 0        |
| Peeping Tom           | 0         | 0        |
| Trespass              | 0         | 0        |
| All Other Offenses    | 0         | 0        |
| <b>Total</b>          | <b>36</b> | <b>0</b> |



### 2017 Property Values by Type

| Type                 | Value            |
|----------------------|------------------|
| Seized               | \$0              |
| Burned               | \$0              |
| Counterfeited/Forged | \$0              |
| Destroyed/Damaged    | \$9,285          |
| Recovered            | \$35,460         |
| Stolen               | \$153,520        |
| <b>Total</b>         | <b>\$198,265</b> |

## 2017 Washington NIBRS Submission Agencies

**North Bend PD**

King County

Population: 6,605  
Months Reported: 12

**Offense Overview**

Offense Total 545  
# of Cleared Offense 259  
Percent Cleared 47.5%

**Group A Arrest Overview**

Arrest Total 222  
Adult Arrest Total 200  
Juvenile Arrest Total 22

| Group A Offenses                 | Reported 2016 | Reported 2017 | % of Change  | Crime Rate per 1,000 | Total Arrests | DV Offense Totals |
|----------------------------------|---------------|---------------|--------------|----------------------|---------------|-------------------|
| Murder                           | 0             | 0             |              | 0.0                  | 0             | 0                 |
| Manslaughter                     | 0             | 0             |              | 0.0                  | 0             | 0                 |
| Rape                             | 1             | 2             | 100.0%       | 0.3                  | 2             | 1                 |
| Sodomy                           | 0             | 0             |              | 0.0                  | 0             | 0                 |
| Sexual Assault w/Object          | 0             | 0             |              | 0.0                  | 0             | 0                 |
| Fondling                         | 0             | 1             |              | 0.2                  | 1             | 0                 |
| Aggravated Assault               | 4             | 2             | -50.0%       | 0.3                  | 3             | 0                 |
| Simple Assault                   | 29            | 30            | 3.4%         | 4.5                  | 21            | 12                |
| Intimidation                     | 1             | 1             | 0.0%         | 0.2                  | 0             | 0                 |
| Kidnapping                       | 0             | 0             |              | 0.0                  | 0             | 0                 |
| Incest                           | 0             | 0             |              | 0.0                  | 0             | 0                 |
| Statutory Rape                   | 0             | 1             |              | 0.2                  | 0             | 0                 |
| Human Trafficking Offenses       | 0             | 0             |              | 0.0                  | 0             | 0                 |
| Violation of No Contact/Protect. | 14            | 15            | 7.1%         | 2.3                  | 13            | 14                |
| Robbery                          | 1             | 2             | 100.0%       | 0.3                  | 2             | 0                 |
| Burglary                         | 10            | 21            | 110.0%       | 3.2                  | 7             | 0                 |
| Larceny-Theft Offenses           | 125           | 236           | 88.8%        | 35.7                 | 86            | 1                 |
| Motor Vehicle Theft              | 16            | 9             | -43.8%       | 1.4                  | 2             | 0                 |
| Arson                            | 1             | 1             | 0.0%         | 0.2                  | 0             | 0                 |
| Destruction of Property          | 50            | 77            | 54.0%        | 11.7                 | 10            | 0                 |
| Counterfeiting/Forgery           | 7             | 8             | 14.3%        | 1.2                  | 3             | 0                 |
| Fraud Offenses                   | 25            | 25            | 0.0%         | 3.8                  | 3             | 0                 |
| Embezzlement                     | 0             | 0             |              | 0.0                  | 0             | 0                 |
| Extortion/Blackmail              | 0             | 0             |              | 0.0                  | 0             | 0                 |
| Bribery                          | 0             | 0             |              | 0.0                  | 0             | 0                 |
| Stolen Property Offenses         | 6             | 5             | -16.7%       | 0.8                  | 4             | 0                 |
| Animal Cruelty                   | 0             | 0             |              | 0.0                  | 0             | 0                 |
| Drug/Narcotic Violations         | 27            | 43            | 59.3%        | 6.5                  | 33            | 0                 |
| Drug Equipment Violations        | 39            | 56            | 43.6%        | 8.5                  | 25            | 0                 |
| Gambling Offenses                | 0             | 0             |              | 0.0                  | 0             | 0                 |
| Pornography                      | 0             | 0             |              | 0.0                  | 0             | 0                 |
| Prostitution Offenses            | 0             | 0             |              | 0.0                  | 0             | 0                 |
| Weapon Law Violations            | 7             | 10            | 42.9%        | 1.5                  | 7             | 0                 |
| <b>Grand Total</b>               | <b>363</b>    | <b>545</b>    | <b>50.1%</b> | <b>82.5</b>          | <b>222</b>    | <b>28</b>         |

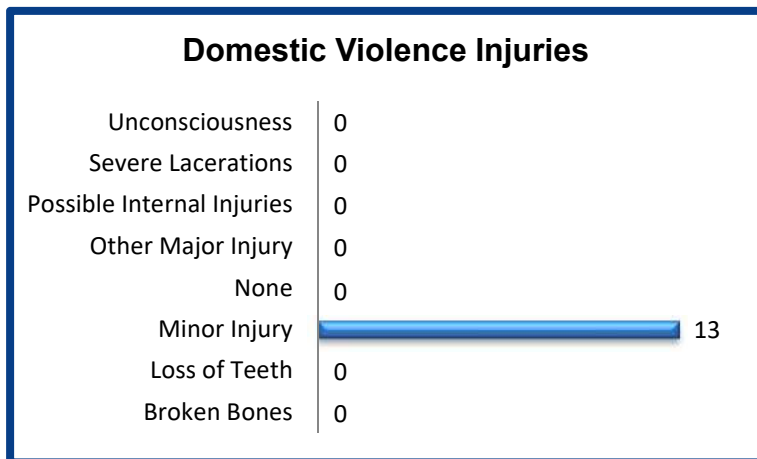
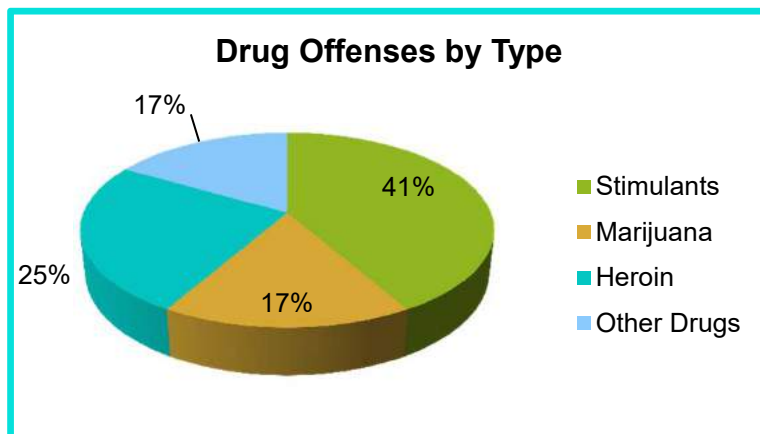
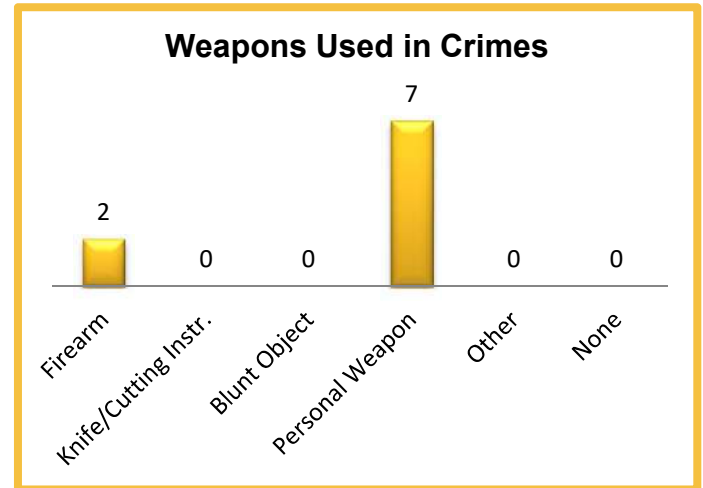
## 2017 Washington NIBRS Submission Agencies

North Bend PD

Continued

### 2017 Group B Arrests

| Offense               | Adult      | Juvenile |
|-----------------------|------------|----------|
| Bad Checks            | 0          | 0        |
| Curfew/Vagrancy       | 0          | 0        |
| Disorderly Conduct    | 26         | 1        |
| Drunkenness           | 0          | 0        |
| DUI                   | 23         | 0        |
| Family Offenses       | 1          | 0        |
| Liquor Law Violations | 14         | 0        |
| Peeping Tom           | 0          | 0        |
| Trespass              | 10         | 1        |
| All Other Offenses    | 44         | 4        |
| <b>Total</b>          | <b>118</b> | <b>6</b> |



### 2017 Property Values by Type

| Type                 | Value            |
|----------------------|------------------|
| Seized               | \$245            |
| Burned               | \$1              |
| Counterfeited/Forged | \$510            |
| Destroyed/Damaged    | \$66,474         |
| Recovered            | \$17,557         |
| Stolen               | \$320,305        |
| <b>Total</b>         | <b>\$405,092</b> |

## 2017 Washington NIBRS Submission Agencies

**Pacific PD**

King County

Population: 6,910  
Months Reported: 12

**Offense Overview**

Offense Total 259  
# of Cleared Offense 61  
Percent Cleared 23.6%

**Group A Arrest Overview**

Arrest Total 58  
Adult Arrest Total 56  
Juvenile Arrest Total 2

| Group A Offenses                 | Reported 2016 | Reported 2017 | % of Change  | Crime Rate per 1,000 | Total Arrests | DV Offense Totals |
|----------------------------------|---------------|---------------|--------------|----------------------|---------------|-------------------|
| Murder                           | 0             | 0             |              | 0.0                  | 0             | 0                 |
| Manslaughter                     | 0             | 0             |              | 0.0                  | 0             | 0                 |
| Rape                             | 2             | 0             | -100.0%      | 0.0                  | 0             | 0                 |
| Sodomy                           | 0             | 2             |              | 0.3                  | 1             | 2                 |
| Sexual Assault w/Object          | 0             | 0             |              | 0.0                  | 0             | 0                 |
| Fondling                         | 1             | 0             | -100.0%      | 0.0                  | 0             | 0                 |
| Aggravated Assault               | 3             | 4             | 33.3%        | 0.6                  | 2             | 3                 |
| Simple Assault                   | 31            | 39            | 25.8%        | 5.6                  | 32            | 35                |
| Intimidation                     | 5             | 1             | -80.0%       | 0.1                  | 0             | 1                 |
| Kidnapping                       | 0             | 0             |              | 0.0                  | 0             | 0                 |
| Incest                           | 0             | 0             |              | 0.0                  | 0             | 0                 |
| Statutory Rape                   | 0             | 0             |              | 0.0                  | 0             | 0                 |
| Human Trafficking Offenses       | 0             | 0             |              | 0.0                  | 0             | 0                 |
| Violation of No Contact/Protect. | 12            | 10            | -16.7%       | 1.4                  | 7             | 9                 |
| Robbery                          | 2             | 0             | -100.0%      | 0.0                  | 0             | 0                 |
| Burglary                         | 22            | 14            | -36.4%       | 2.0                  | 1             | 0                 |
| Larceny-Theft Offenses           | 90            | 90            | 0.0%         | 13.0                 | 5             | 1                 |
| Motor Vehicle Theft              | 35            | 38            | 8.6%         | 5.5                  | 0             | 2                 |
| Arson                            | 0             | 0             |              | 0.0                  | 0             | 0                 |
| Destruction of Property          | 37            | 32            | -13.5%       | 4.6                  | 2             | 0                 |
| Counterfeiting/Forgery           | 6             | 9             | 50.0%        | 1.3                  | 0             | 0                 |
| Fraud Offenses                   | 5             | 6             | 20.0%        | 0.9                  | 0             | 0                 |
| Embezzlement                     | 1             | 1             | 0.0%         | 0.1                  | 0             | 0                 |
| Extortion/Blackmail              | 0             | 0             |              | 0.0                  | 0             | 0                 |
| Bribery                          | 0             | 0             |              | 0.0                  | 0             | 0                 |
| Stolen Property Offenses         | 0             | 1             |              | 0.1                  | 0             | 0                 |
| Animal Cruelty                   | 0             | 0             |              | 0.0                  | 0             | 0                 |
| Drug/Narcotic Violations         | 6             | 7             | 16.7%        | 1.0                  | 4             | 0                 |
| Drug Equipment Violations        | 2             | 1             | -50.0%       | 0.1                  | 1             | 0                 |
| Gambling Offenses                | 0             | 0             |              | 0.0                  | 0             | 0                 |
| Pornography                      | 0             | 0             |              | 0.0                  | 0             | 0                 |
| Prostitution Offenses            | 0             | 0             |              | 0.0                  | 0             | 0                 |
| Weapon Law Violations            | 3             | 4             | 33.3%        | 0.6                  | 3             | 0                 |
| <b>Grand Total</b>               | <b>263</b>    | <b>259</b>    | <b>-1.5%</b> | <b>37.5</b>          | <b>58</b>     | <b>53</b>         |

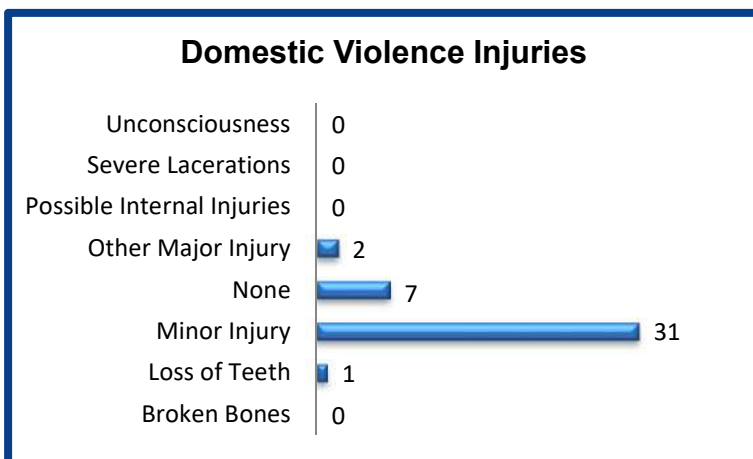
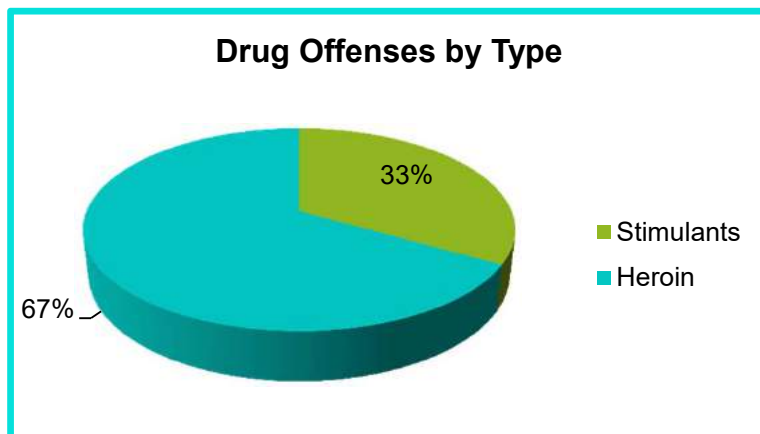
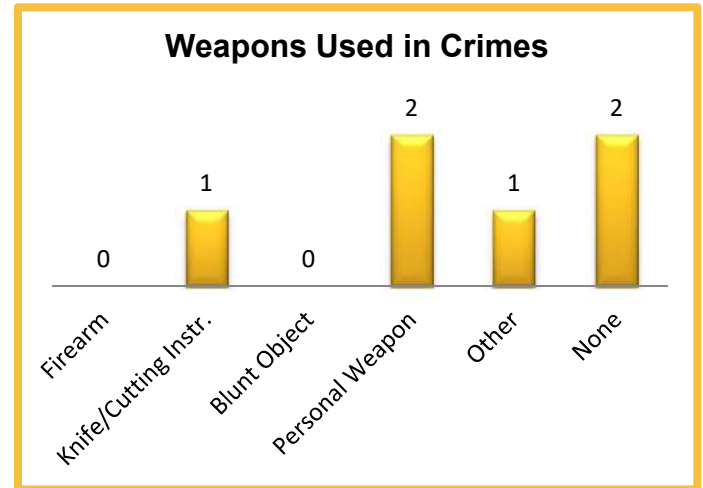
## 2017 Washington NIBRS Submission Agencies

Pacific PD

Continued

### 2017 Group B Arrests

| Offense               | Adult     | Juvenile |
|-----------------------|-----------|----------|
| Bad Checks            | 0         | 0        |
| Curfew/Vagrancy       | 0         | 0        |
| Disorderly Conduct    | 2         | 0        |
| Drunkenness           | 0         | 0        |
| DUI                   | 19        | 0        |
| Family Offenses       | 0         | 0        |
| Liquor Law Violations | 0         | 0        |
| Peeping Tom           | 0         | 0        |
| Trespass              | 6         | 0        |
| All Other Offenses    | 0         | 0        |
| <b>Total</b>          | <b>27</b> | <b>0</b> |



### 2017 Property Values by Type

| Type                 | Value              |
|----------------------|--------------------|
| Seized               | \$85,011           |
| Burned               | \$0                |
| Counterfeited/Forged | \$23,058           |
| Destroyed/Damaged    | \$9,310            |
| Recovered            | \$345,115          |
| Stolen               | \$551,113          |
| <b>Total</b>         | <b>\$1,013,607</b> |

## 2017 Washington NIBRS Submission Agencies

**Port of Seattle PD**

King County

Population: 0  
Months Reported: 12

### Offense Overview

Offense Total 1,766  
# of Cleared Offense 206  
Percent Cleared 11.7%

### Group A Arrest Overview

Arrest Total 196  
Adult Arrest Total 192  
Juvenile Arrest Total 4

| Group A Offenses                 | Reported 2016 | Reported 2017 | % of Change  | Crime Rate per 1,000 | Total Arrests | DV Offense Totals |
|----------------------------------|---------------|---------------|--------------|----------------------|---------------|-------------------|
| Murder                           | 0             | 0             |              | 0.0                  | 0             | 0                 |
| Manslaughter                     | 0             | 0             |              | 0.0                  | 0             | 0                 |
| Rape                             | 0             | 1             |              | 0.0                  | 0             | 0                 |
| Sodomy                           | 0             | 0             |              | 0.0                  | 0             | 0                 |
| Sexual Assault w/Object          | 0             | 0             |              | 0.0                  | 0             | 0                 |
| Fondling                         | 0             | 0             |              | 0.0                  | 1             | 0                 |
| Aggravated Assault               | 10            | 8             | -20.0%       | 0.0                  | 3             | 0                 |
| Simple Assault                   | 60            | 71            | 18.3%        | 0.0                  | 30            | 13                |
| Intimidation                     | 14            | 18            | 28.6%        | 0.0                  | 5             | 3                 |
| Kidnapping                       | 1             | 2             | 100.0%       | 0.0                  | 0             | 1                 |
| Incest                           | 0             | 0             |              | 0.0                  | 0             | 0                 |
| Statutory Rape                   | 0             | 0             |              | 0.0                  | 0             | 0                 |
| Human Trafficking Offenses       | 0             | 0             |              | 0.0                  | 0             | 0                 |
| Violation of No Contact/Protect. | 13            | 19            | 46.2%        | 0.0                  | 12            | 11                |
| Robbery                          | 0             | 0             |              | 0.0                  | 0             | 0                 |
| Burglary                         | 22            | 31            | 40.9%        | 0.0                  | 3             | 0                 |
| Larceny-Theft Offenses           | 1,068         | 838           | -21.5%       | 0.0                  | 31            | 6                 |
| Motor Vehicle Theft              | 79            | 108           | 36.7%        | 0.0                  | 1             | 0                 |
| Arson                            | 1             | 0             | -100.0%      | 0.0                  | 0             | 0                 |
| Destruction of Property          | 267           | 201           | -24.7%       | 0.0                  | 3             | 0                 |
| Counterfeiting/Forgery           | 7             | 28            | 300.0%       | 0.0                  | 3             | 0                 |
| Fraud Offenses                   | 127           | 104           | -18.1%       | 0.0                  | 3             | 0                 |
| Embezzlement                     | 0             | 1             |              | 0.0                  | 0             | 0                 |
| Extortion/Blackmail              | 0             | 0             |              | 0.0                  | 0             | 0                 |
| Bribery                          | 0             | 0             |              | 0.0                  | 0             | 0                 |
| Stolen Property Offenses         | 14            | 15            | 7.1%         | 0.0                  | 8             | 0                 |
| Animal Cruelty                   | 0             | 0             |              | 0.0                  | 0             | 0                 |
| Drug/Narcotic Violations         | 58            | 49            | -15.5%       | 0.0                  | 28            | 0                 |
| Drug Equipment Violations        | 3             | 5             | 66.7%        | 0.0                  | 4             | 0                 |
| Gambling Offenses                | 0             | 0             |              | 0.0                  | 0             | 0                 |
| Pornography                      | 0             | 0             |              | 0.0                  | 0             | 0                 |
| Prostitution Offenses            | 0             | 0             |              | 0.0                  | 0             | 0                 |
| Weapon Law Violations            | 185           | 267           | 44.3%        | 0.0                  | 61            | 0                 |
| <b>Grand Total</b>               | <b>1,929</b>  | <b>1,766</b>  | <b>-8.4%</b> | <b>0.0</b>           | <b>196</b>    | <b>34</b>         |

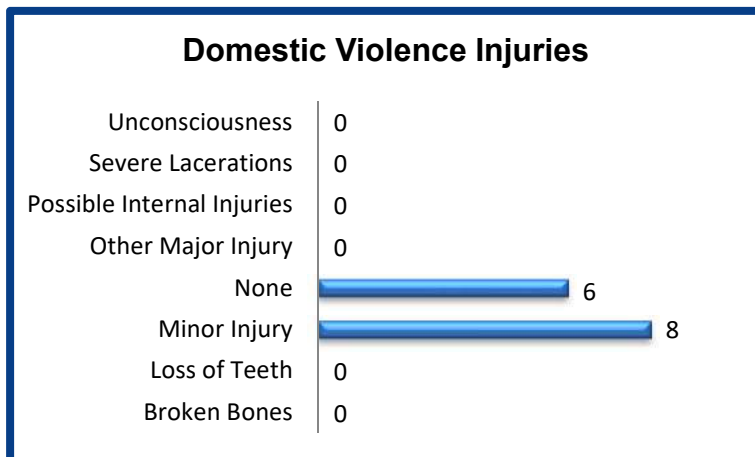
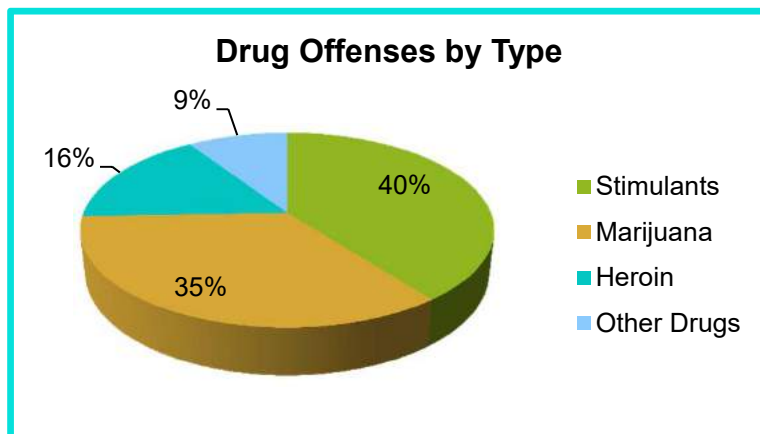
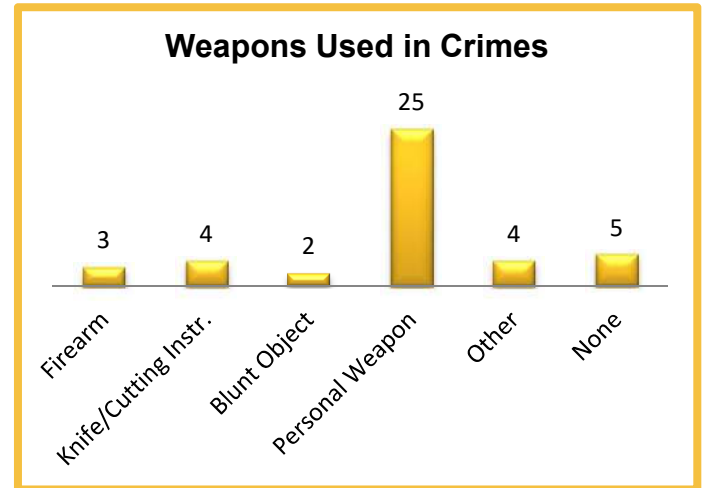
## 2017 Washington NIBRS Submission Agencies

Port of Seattle PD

Continued

### 2017 Group B Arrests

| Offense               | Adult      | Juvenile |
|-----------------------|------------|----------|
| Bad Checks            | 0          | 0        |
| Curfew/Vagrancy       | 0          | 0        |
| Disorderly Conduct    | 6          | 0        |
| Drunkenness           | 0          | 0        |
| DUI                   | 55         | 1        |
| Family Offenses       | 0          | 0        |
| Liquor Law Violations | 1          | 0        |
| Peeping Tom           | 0          | 0        |
| Trespass              | 84         | 0        |
| All Other Offenses    | 12         | 0        |
| <b>Total</b>          | <b>158</b> | <b>1</b> |



### 2017 Property Values by Type

| Type                 | Value               |
|----------------------|---------------------|
| Seized               | \$5,413             |
| Burned               | \$0                 |
| Counterfeited/Forged | \$45,170            |
| Destroyed/Damaged    | \$688,085           |
| Recovered            | \$3,540,113         |
| Stolen               | \$5,763,011         |
| <b>Total</b>         | <b>\$10,041,792</b> |

## 2017 Washington NIBRS Submission Agencies

**Redmond PD**

King County

Population: 62,292  
Months Reported: 12

### Offense Overview

Offense Total 3,641  
# of Cleared Offense 1,065  
Percent Cleared 29.3%

### Group A Arrest Overview

Arrest Total 822  
Adult Arrest Total 750  
Juvenile Arrest Total 72

| Group A Offenses                 | Reported 2016 | Reported 2017 | % of Change | Crime Rate per 1,000 | Total Arrests | DV Offense Totals |
|----------------------------------|---------------|---------------|-------------|----------------------|---------------|-------------------|
| Murder                           | 0             | 2             |             | 0.0                  | 0             | 1                 |
| Manslaughter                     | 0             | 0             |             | 0.0                  | 0             | 0                 |
| Rape                             | 8             | 8             | 0.0%        | 0.1                  | 5             | 1                 |
| Sodomy                           | 6             | 1             | -83.3%      | 0.0                  | 0             | 0                 |
| Sexual Assault w/Object          | 2             | 2             | 0.0%        | 0.0                  | 0             | 0                 |
| Fondling                         | 13            | 10            | -23.1%      | 0.2                  | 5             | 0                 |
| Aggravated Assault               | 46            | 50            | 8.7%        | 0.8                  | 19            | 25                |
| Simple Assault                   | 121           | 174           | 43.8%       | 2.8                  | 120           | 112               |
| Intimidation                     | 29            | 30            | 3.4%        | 0.5                  | 6             | 9                 |
| Kidnapping                       | 5             | 5             | 0.0%        | 0.1                  | 5             | 4                 |
| Incest                           | 0             | 0             |             | 0.0                  | 0             | 0                 |
| Statutory Rape                   | 0             | 1             |             | 0.0                  | 0             | 0                 |
| Human Trafficking Offenses       | 0             | 0             |             | 0.0                  | 0             | 0                 |
| Violation of No Contact/Protect. | 52            | 55            | 5.8%        | 0.9                  | 42            | 51                |
| Robbery                          | 23            | 34            | 47.8%       | 0.5                  | 4             | 0                 |
| Burglary                         | 182           | 269           | 47.8%       | 4.3                  | 51            | 2                 |
| Larceny-Theft Offenses           | 1,696         | 1,740         | 2.6%        | 27.9                 | 401           | 2                 |
| Motor Vehicle Theft              | 83            | 112           | 34.9%       | 1.8                  | 4             | 1                 |
| Arson                            | 3             | 2             | -33.3%      | 0.0                  | 1             | 1                 |
| Destruction of Property          | 475           | 487           | 2.5%        | 7.8                  | 30            | 0                 |
| Counterfeiting/Forgery           | 57            | 74            | 29.8%       | 1.2                  | 7             | 0                 |
| Fraud Offenses                   | 271           | 249           | -8.1%       | 4.0                  | 12            | 0                 |
| Embezzlement                     | 8             | 10            | 25.0%       | 0.2                  | 1             | 0                 |
| Extortion/Blackmail              | 4             | 4             | 0.0%        | 0.1                  | 0             | 0                 |
| Bribery                          | 0             | 0             |             | 0.0                  | 0             | 0                 |
| Stolen Property Offenses         | 48            | 41            | -14.6%      | 0.7                  | 27            | 0                 |
| Animal Cruelty                   | 0             | 6             |             | 0.1                  | 3             | 0                 |
| Drug/Narcotic Violations         | 110           | 97            | -11.8%      | 1.6                  | 31            | 0                 |
| Drug Equipment Violations        | 143           | 154           | 7.7%        | 2.5                  | 39            | 0                 |
| Gambling Offenses                | 0             | 0             |             | 0.0                  | 0             | 0                 |
| Pornography                      | 4             | 1             | -75.0%      | 0.0                  | 1             | 0                 |
| Prostitution Offenses            | 0             | 1             |             | 0.0                  | 0             | 0                 |
| Weapon Law Violations            | 26            | 22            | -15.4%      | 0.4                  | 8             | 0                 |
| <b>Grand Total</b>               | <b>3,415</b>  | <b>3,641</b>  | <b>6.6%</b> | <b>58.5</b>          | <b>822</b>    | <b>209</b>        |

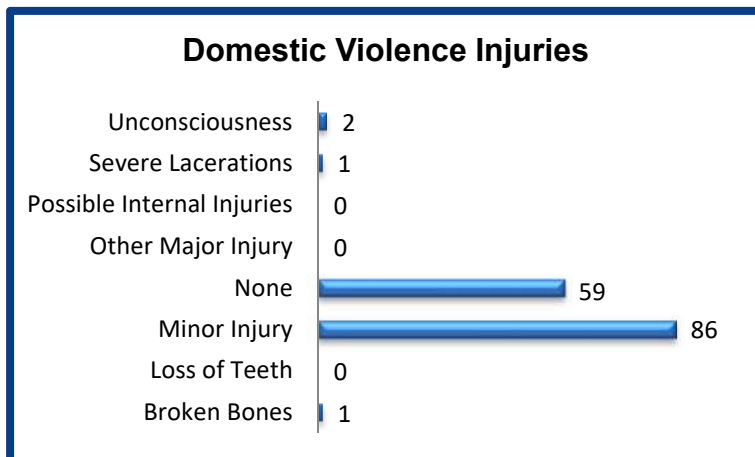
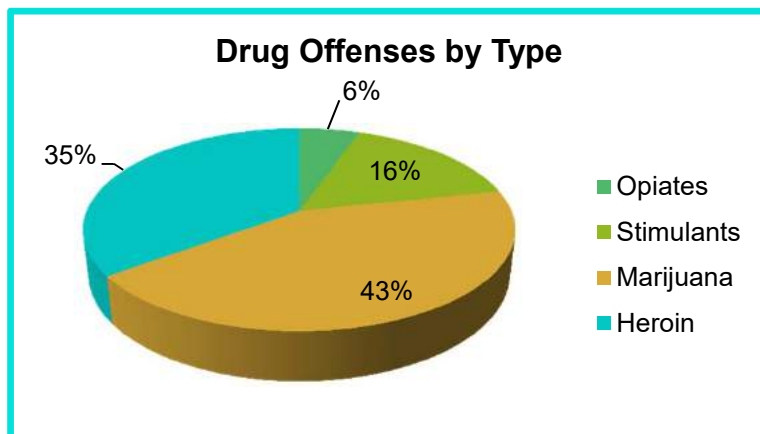
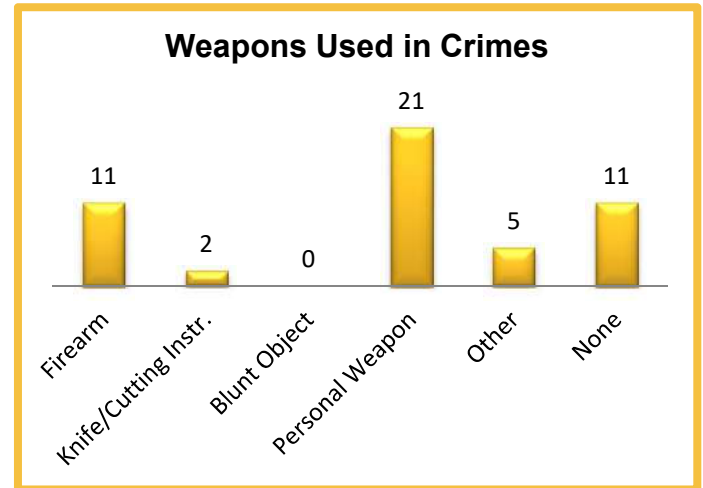
## 2017 Washington NIBRS Submission Agencies

Redmond PD

Continued

### 2017 Group B Arrests

| Offense               | Adult      | Juvenile  |
|-----------------------|------------|-----------|
| Bad Checks            | 0          | 0         |
| Curfew/Vagrancy       | 0          | 0         |
| Disorderly Conduct    | 12         | 1         |
| Drunkenness           | 0          | 0         |
| DUI                   | 56         | 0         |
| Family Offenses       | 0          | 0         |
| Liquor Law Violations | 9          | 6         |
| Peeping Tom           | 0          | 0         |
| Trespass              | 57         | 7         |
| All Other Offenses    | 273        | 1         |
| <b>Total</b>          | <b>407</b> | <b>15</b> |



### 2017 Property Values by Type

| Type                 | Value              |
|----------------------|--------------------|
| Seized               | \$7,326            |
| Burned               | \$1,100            |
| Counterfeited/Forged | \$85,871           |
| Destroyed/Damaged    | \$225,237          |
| Recovered            | \$1,132,556        |
| Stolen               | \$3,133,936        |
| <b>Total</b>         | <b>\$4,586,026</b> |

## 2017 Washington NIBRS Submission Agencies

**Renton PD**

King County

Population: 102,700  
Months Reported: 12

### Offense Overview

Offense Total 9,144  
# of Cleared Offense 1,465  
Percent Cleared 16.0%

### Group A Arrest Overview

Arrest Total 1,328  
Adult Arrest Total 1,294  
Juvenile Arrest Total 34

| Group A Offenses                 | Reported 2016 | Reported 2017 | % of Change  | Crime Rate per 1,000 | Total Arrests | DV Offense Totals |
|----------------------------------|---------------|---------------|--------------|----------------------|---------------|-------------------|
| Murder                           | 4             | 3             | -25.0%       | 0.0                  | 0             | 0                 |
| Manslaughter                     | 0             | 0             |              | 0.0                  | 0             | 0                 |
| Rape                             | 32            | 37            | 15.6%        | 0.4                  | 4             | 11                |
| Sodomy                           | 3             | 8             | 166.7%       | 0.1                  | 0             | 1                 |
| Sexual Assault w/Object          | 0             | 0             |              | 0.0                  | 0             | 0                 |
| Fondling                         | 47            | 42            | -10.6%       | 0.4                  | 1             | 6                 |
| Aggravated Assault               | 151           | 168           | 11.3%        | 1.6                  | 51            | 50                |
| Simple Assault                   | 531           | 561           | 5.6%         | 5.5                  | 334           | 253               |
| Intimidation                     | 17            | 31            | 82.4%        | 0.3                  | 3             | 3                 |
| Kidnapping                       | 14            | 10            | -28.6%       | 0.1                  | 2             | 5                 |
| Incest                           | 1             | 2             | 100.0%       | 0.0                  | 0             | 2                 |
| Statutory Rape                   | 19            | 14            | -26.3%       | 0.1                  | 1             | 5                 |
| Human Trafficking Offenses       | 1             | 8             | 700.0%       | 0.1                  | 3             | 0                 |
| Violation of No Contact/Protect. | 104           | 78            | -25.0%       | 0.8                  | 47            | 51                |
| Robbery                          | 147           | 113           | -23.1%       | 1.1                  | 16            | 2                 |
| Burglary                         | 845           | 613           | -27.5%       | 6.0                  | 16            | 5                 |
| Larceny-Theft Offenses           | 4,029         | 3,744         | -7.1%        | 36.5                 | 592           | 16                |
| Motor Vehicle Theft              | 1,102         | 908           | -17.6%       | 8.8                  | 8             | 2                 |
| Arson                            | 26            | 14            | -46.2%       | 0.1                  | 2             | 1                 |
| Destruction of Property          | 2,162         | 1,941         | -10.2%       | 18.9                 | 69            | 0                 |
| Counterfeiting/Forgery           | 219           | 220           | 0.5%         | 2.1                  | 8             | 0                 |
| Fraud Offenses                   | 370           | 348           | -5.9%        | 3.4                  | 6             | 0                 |
| Embezzlement                     | 0             | 0             |              | 0.0                  | 0             | 0                 |
| Extortion/Blackmail              | 3             | 3             | 0.0%         | 0.0                  | 0             | 0                 |
| Bribery                          | 0             | 0             |              | 0.0                  | 0             | 0                 |
| Stolen Property Offenses         | 49            | 52            | 6.1%         | 0.5                  | 18            | 0                 |
| Animal Cruelty                   | 9             | 5             | -44.4%       | 0.0                  | 0             | 0                 |
| Drug/Narcotic Violations         | 125           | 149           | 19.2%        | 1.5                  | 120           | 0                 |
| Drug Equipment Violations        | 5             | 4             | -20.0%       | 0.0                  | 2             | 0                 |
| Gambling Offenses                | 0             | 0             |              | 0.0                  | 0             | 0                 |
| Pornography                      | 4             | 4             | 0.0%         | 0.0                  | 0             | 0                 |
| Prostitution Offenses            | 3             | 7             | 133.3%       | 0.1                  | 7             | 0                 |
| Weapon Law Violations            | 40            | 57            | 42.5%        | 0.6                  | 18            | 0                 |
| <b>Grand Total</b>               | <b>10,062</b> | <b>9,144</b>  | <b>-9.1%</b> | <b>89.0</b>          | <b>1,328</b>  | <b>413</b>        |

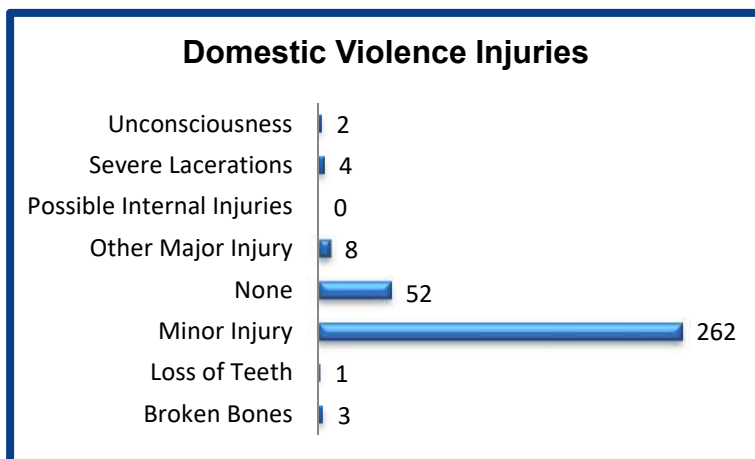
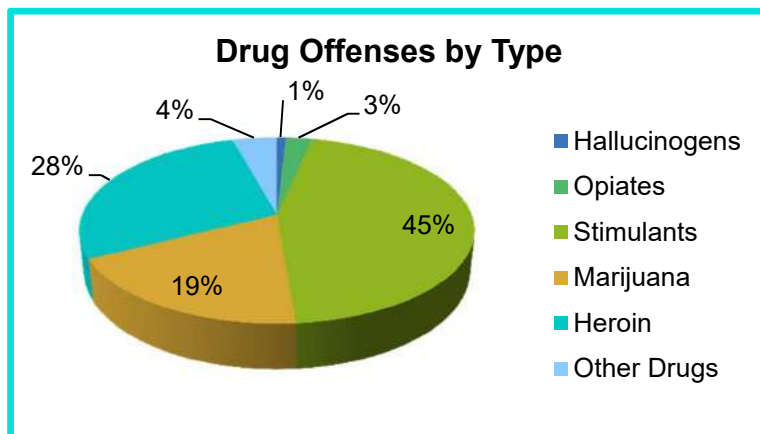
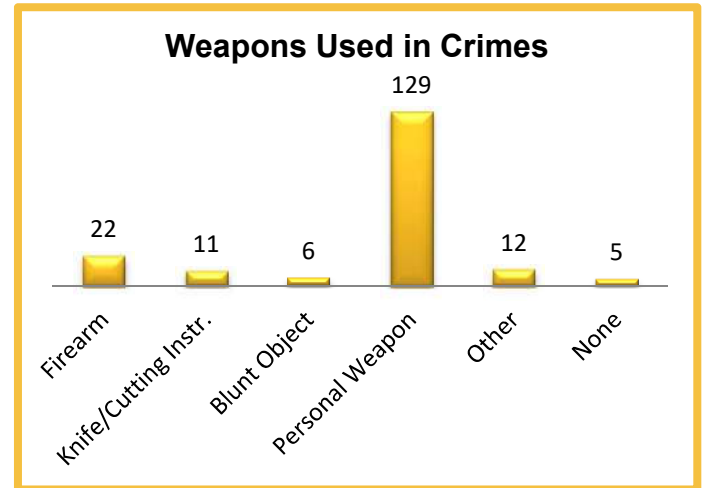
## 2017 Washington NIBRS Submission Agencies

Renton PD

Continued

### 2017 Group B Arrests

| Offense               | Adult      | Juvenile |
|-----------------------|------------|----------|
| Bad Checks            | 0          | 0        |
| Curfew/Vagrancy       | 0          | 0        |
| Disorderly Conduct    | 8          | 0        |
| Drunkenness           | 0          | 0        |
| DUI                   | 160        | 0        |
| Family Offenses       | 4          | 0        |
| Liquor Law Violations | 4          | 0        |
| Peeping Tom           | 0          | 0        |
| Trespass              | 116        | 0        |
| All Other Offenses    | 91         | 1        |
| <b>Total</b>          | <b>383</b> | <b>1</b> |



### 2017 Property Values by Type

| Type                 | Value               |
|----------------------|---------------------|
| Seized               | \$45                |
| Burned               | \$421,004           |
| Counterfeited/Forged | \$100,410           |
| Destroyed/Damaged    | \$2,309,857         |
| Recovered            | \$4,197,186         |
| Stolen               | \$11,423,426        |
| <b>Total</b>         | <b>\$18,451,928</b> |

## 2017 Washington NIBRS Submission Agencies

**Seattle PD**

King County

Population: 713,700  
Months Reported: 12

### Offense Overview

Offense Total 67,427  
# of Cleared Offense 11,571  
Percent Cleared 17.2%

### Group A Arrest Overview

Arrest Total 9,347  
Adult Arrest Total 8,923  
Juvenile Arrest Total 424

| Group A Offenses                 | Reported 2016 | Reported 2017 | % of Change | Crime Rate per 1,000 | Total Arrests | DV Offense Totals |
|----------------------------------|---------------|---------------|-------------|----------------------|---------------|-------------------|
| Murder                           | 16            | 26            | 62.5%       | 0.0                  | 18            | 2                 |
| Manslaughter                     | 0             | 0             |             | 0.0                  | 1             | 0                 |
| Rape                             | 199           | 188           | -5.5%       | 0.3                  | 36            | 22                |
| Sodomy                           | 52            | 62            | 19.2%       | 0.1                  | 2             | 6                 |
| Sexual Assault w/Object          | 7             | 18            | 157.1%      | 0.0                  | 1             | 3                 |
| Fondling                         | 219           | 280           | 27.9%       | 0.4                  | 29            | 22                |
| Aggravated Assault               | 2,434         | 2,752         | 13.1%       | 3.9                  | 1,086         | 736               |
| Simple Assault                   | 5,959         | 6,154         | 3.3%        | 8.6                  | 2,107         | 2,049             |
| Intimidation                     | 2,347         | 2,383         | 1.5%        | 3.3                  | 316           | 414               |
| Kidnapping                       | 55            | 78            | 41.8%       | 0.1                  | 6             | 30                |
| Incest                           | 4             | 2             | -50.0%      | 0.0                  | 0             | 1                 |
| Statutory Rape                   | 6             | 13            | 116.7%      | 0.0                  | 0             | 3                 |
| Human Trafficking Offenses       | 0             | 0             |             | 0.0                  | 0             | 0                 |
| Violation of No Contact/Protect. | 1,230         | 1,229         | -0.1%       | 1.7                  | 295           | 872               |
| Robbery                          | 1,508         | 1,499         | -0.6%       | 2.1                  | 437           | 42                |
| Burglary                         | 7,638         | 7,841         | 2.7%        | 11.0                 | 741           | 96                |
| Larceny-Theft Offenses           | 26,599        | 26,697        | 0.4%        | 37.4                 | 1,543         | 200               |
| Motor Vehicle Theft              | 4,119         | 3,629         | -11.9%      | 5.1                  | 250           | 11                |
| Arson                            | 100           | 150           | 50.0%       | 0.2                  | 11            | 7                 |
| Destruction of Property          | 6,213         | 6,560         | 5.6%        | 9.2                  | 463           | 0                 |
| Counterfeiting/Forgery           | 339           | 310           | -8.6%       | 0.4                  | 24            | 0                 |
| Fraud Offenses                   | 3,577         | 3,849         | 7.6%        | 5.4                  | 92            | 0                 |
| Embezzlement                     | 136           | 139           | 2.2%        | 0.2                  | 16            | 0                 |
| Extortion/Blackmail              | 60            | 75            | 25.0%       | 0.1                  | 4             | 0                 |
| Bribery                          | 3             | 1             | -66.7%      | 0.0                  | 0             | 0                 |
| Stolen Property Offenses         | 362           | 465           | 28.5%       | 0.7                  | 245           | 0                 |
| Animal Cruelty                   | 0             | 0             |             | 0.0                  | 0             | 0                 |
| Drug/Narcotic Violations         | 1,309         | 1,672         | 27.7%       | 2.3                  | 1,100         | 0                 |
| Drug Equipment Violations        | 203           | 193           | -4.9%       | 0.3                  | 7             | 0                 |
| Gambling Offenses                | 0             | 3             |             | 0.0                  | 0             | 0                 |
| Pornography                      | 8             | 16            | 100.0%      | 0.0                  | 2             | 0                 |
| Prostitution Offenses            | 448           | 375           | -16.3%      | 0.5                  | 269           | 0                 |
| Weapon Law Violations            | 624           | 768           | 23.1%       | 1.1                  | 247           | 0                 |
| <b>Grand Total</b>               | <b>65,774</b> | <b>67,427</b> | <b>2.5%</b> | <b>94.5</b>          | <b>9,348</b>  | <b>4,516</b>      |

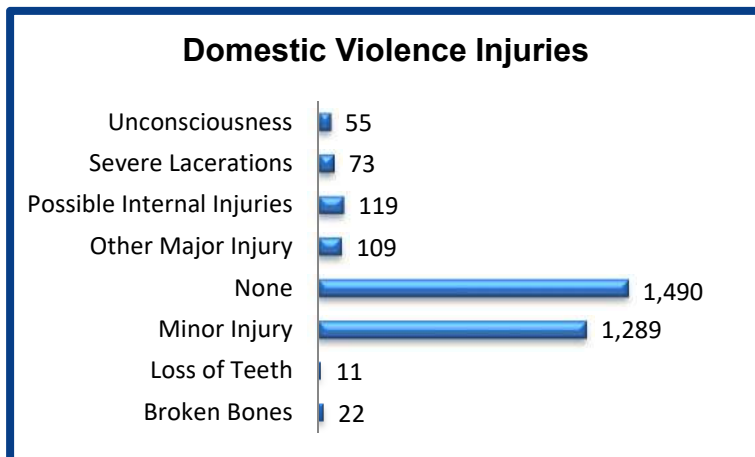
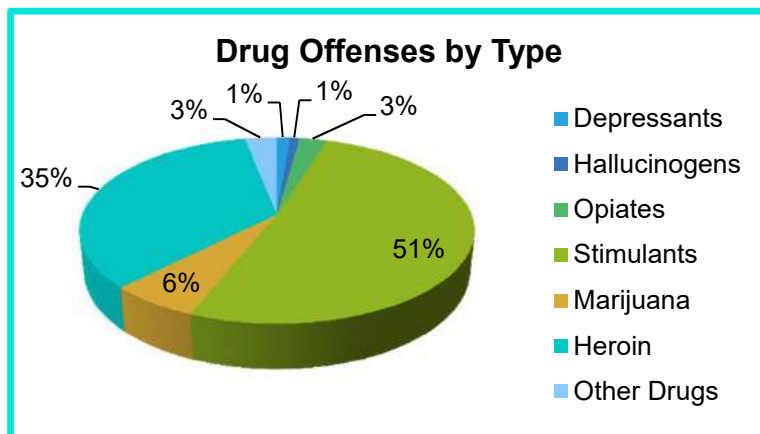
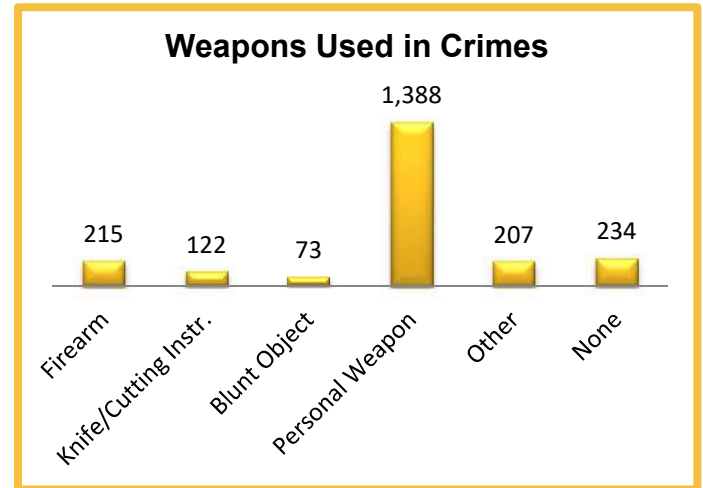
## 2017 Washington NIBRS Submission Agencies

Seattle PD

Continued

### 2017 Group B Arrests

| Offense               | Adult        | Juvenile   |
|-----------------------|--------------|------------|
| Bad Checks            | 7            | 0          |
| Curfew/Vagrancy       | 21           | 0          |
| Disorderly Conduct    | 23           | 0          |
| Drunkenness           | 0            | 0          |
| DUI                   | 1,216        | 9          |
| Family Offenses       | 65           | 2          |
| Liquor Law Violations | 16           | 4          |
| Peeping Tom           | 5            | 0          |
| Trespass              | 852          | 10         |
| All Other Offenses    | 3,427        | 79         |
| <b>Total</b>          | <b>5,632</b> | <b>104</b> |



### 2017 Property Values by Type

| Type                 | Value                |
|----------------------|----------------------|
| Seized               | \$8,808              |
| Burned               | \$223,891            |
| Counterfeited/Forged | \$218,833            |
| Destroyed/Damaged    | \$4,171,096          |
| Recovered            | \$35,721,962         |
| Stolen               | \$78,574,666         |
| <b>Total</b>         | <b>\$118,919,256</b> |

## 2017 Washington NIBRS Submission Agencies

**Snoqualmie PD**

King County

Population: 13,210  
Months Reported: 12

**Offense Overview**

Offense Total 373  
# of Cleared Offense 132  
Percent Cleared 35.4%

**Group A Arrest Overview**

Arrest Total 96  
Adult Arrest Total 87  
Juvenile Arrest Total 9

| Group A Offenses                 | Reported 2016 | Reported 2017 | % of Change   | Crime Rate per 1,000 | Total Arrests | DV Offense Totals |
|----------------------------------|---------------|---------------|---------------|----------------------|---------------|-------------------|
| Murder                           | 0             | 0             |               | 0.0                  | 0             | 0                 |
| Manslaughter                     | 0             | 0             |               | 0.0                  | 0             | 0                 |
| Rape                             | 1             | 1             | 0.0%          | 0.1                  | 1             | 1                 |
| Sodomy                           | 0             | 0             |               | 0.0                  | 0             | 0                 |
| Sexual Assault w/Object          | 0             | 0             |               | 0.0                  | 0             | 0                 |
| Fondling                         | 2             | 0             | -100.0%       | 0.0                  | 0             | 0                 |
| Aggravated Assault               | 2             | 0             | -100.0%       | 0.0                  | 0             | 0                 |
| Simple Assault                   | 32            | 26            | -18.8%        | 2.0                  | 22            | 18                |
| Intimidation                     | 5             | 3             | -40.0%        | 0.2                  | 0             | 0                 |
| Kidnapping                       | 1             | 0             | -100.0%       | 0.0                  | 1             | 0                 |
| Incest                           | 0             | 0             |               | 0.0                  | 0             | 0                 |
| Statutory Rape                   | 0             | 0             |               | 0.0                  | 0             | 0                 |
| Human Trafficking Offenses       | 0             | 0             |               | 0.0                  | 0             | 0                 |
| Violation of No Contact/Protect. | 18            | 19            | 5.6%          | 1.4                  | 14            | 16                |
| Robbery                          | 0             | 1             |               | 0.1                  | 2             | 0                 |
| Burglary                         | 24            | 12            | -50.0%        | 0.9                  | 1             | 0                 |
| Larceny-Theft Offenses           | 192           | 127           | -33.9%        | 9.6                  | 14            | 0                 |
| Motor Vehicle Theft              | 20            | 9             | -55.0%        | 0.7                  | 1             | 0                 |
| Arson                            | 1             | 1             | 0.0%          | 0.1                  | 0             | 0                 |
| Destruction of Property          | 93            | 78            | -16.1%        | 5.9                  | 4             | 0                 |
| Counterfeiting/Forgery           | 0             | 1             |               | 0.1                  | 1             | 0                 |
| Fraud Offenses                   | 41            | 25            | -39.0%        | 1.9                  | 1             | 0                 |
| Embezzlement                     | 1             | 1             | 0.0%          | 0.1                  | 0             | 0                 |
| Extortion/Blackmail              | 0             | 0             |               | 0.0                  | 0             | 0                 |
| Bribery                          | 0             | 0             |               | 0.0                  | 0             | 0                 |
| Stolen Property Offenses         | 1             | 7             | 600.0%        | 0.5                  | 4             | 0                 |
| Animal Cruelty                   | 0             | 0             |               | 0.0                  | 0             | 0                 |
| Drug/Narcotic Violations         | 18            | 28            | 55.6%         | 2.1                  | 22            | 0                 |
| Drug Equipment Violations        | 32            | 31            | -3.1%         | 2.3                  | 7             | 0                 |
| Gambling Offenses                | 0             | 0             |               | 0.0                  | 0             | 0                 |
| Pornography                      | 0             | 0             |               | 0.0                  | 0             | 0                 |
| Prostitution Offenses            | 0             | 0             |               | 0.0                  | 0             | 0                 |
| Weapon Law Violations            | 2             | 3             | 50.0%         | 0.2                  | 1             | 0                 |
| <b>Grand Total</b>               | <b>486</b>    | <b>373</b>    | <b>-23.3%</b> | <b>28.2</b>          | <b>96</b>     | <b>35</b>         |

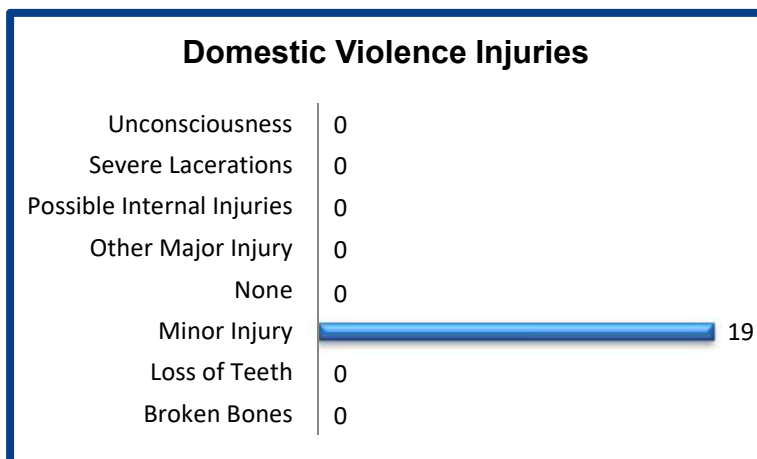
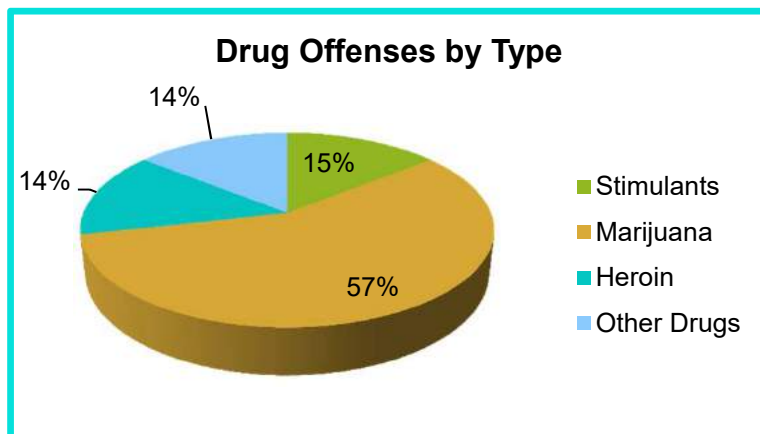
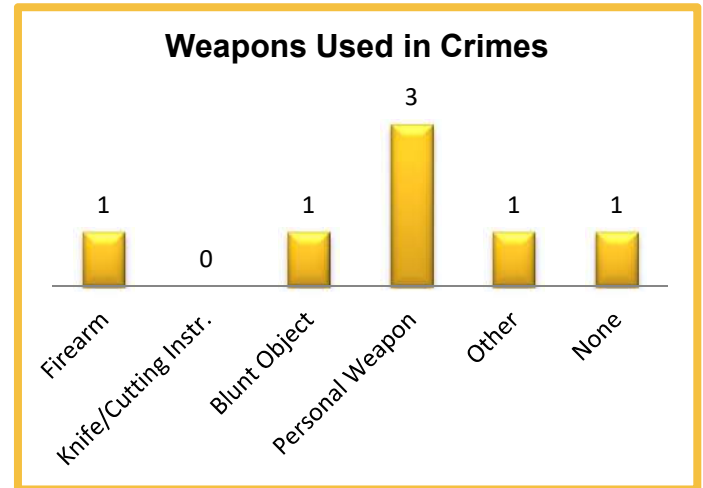
## 2017 Washington NIBRS Submission Agencies

Snoqualmie PD

Continued

### 2017 Group B Arrests

| Offense               | Adult     | Juvenile |
|-----------------------|-----------|----------|
| Bad Checks            | 0         | 0        |
| Curfew/Vagrancy       | 0         | 0        |
| Disorderly Conduct    | 15        | 0        |
| Drunkenness           | 0         | 0        |
| DUI                   | 22        | 0        |
| Family Offenses       | 1         | 0        |
| Liquor Law Violations | 11        | 2        |
| Peeping Tom           | 0         | 0        |
| Trespass              | 9         | 0        |
| All Other Offenses    | 24        | 1        |
| <b>Total</b>          | <b>82</b> | <b>3</b> |



### 2017 Property Values by Type

| Type                 | Value            |
|----------------------|------------------|
| Seized               | \$118            |
| Burned               | \$400            |
| Counterfeited/Forged | \$100            |
| Destroyed/Damaged    | \$45,734         |
| Recovered            | \$30,594         |
| Stolen               | \$145,965        |
| <b>Total</b>         | <b>\$222,911</b> |

## 2017 Washington NIBRS Submission Agencies

**Tukwila PD**

King County

Population: 19,660  
Months Reported: 12

### Offense Overview

Offense Total 4,217  
# of Cleared Offense 1,058  
Percent Cleared 25.1%

### Group A Arrest Overview

Arrest Total 1,074  
Adult Arrest Total 889  
Juvenile Arrest Total 185

| Group A Offenses                 | Reported 2016 | Reported 2017 | % of Change   | Crime Rate per 1,000 | Total Arrests | DV Offense Totals |
|----------------------------------|---------------|---------------|---------------|----------------------|---------------|-------------------|
| Murder                           | 2             | 0             | -100.0%       | 0.0                  | 0             | 0                 |
| Manslaughter                     | 0             | 0             |               | 0.0                  | 0             | 0                 |
| Rape                             | 26            | 19            | -26.9%        | 1.0                  | 2             | 2                 |
| Sodomy                           | 3             | 0             | -100.0%       | 0.0                  | 0             | 0                 |
| Sexual Assault w/Object          | 0             | 0             |               | 0.0                  | 0             | 0                 |
| Fondling                         | 8             | 3             | -62.5%        | 0.2                  | 0             | 0                 |
| Aggravated Assault               | 58            | 71            | 22.4%         | 3.6                  | 20            | 17                |
| Simple Assault                   | 394           | 383           | -2.8%         | 19.5                 | 192           | 186               |
| Intimidation                     | 153           | 79            | -48.4%        | 4.0                  | 29            | 8                 |
| Kidnapping                       | 6             | 2             | -66.7%        | 0.1                  | 1             | 1                 |
| Incest                           | 0             | 0             |               | 0.0                  | 0             | 0                 |
| Statutory Rape                   | 3             | 6             | 100.0%        | 0.3                  | 0             | 0                 |
| Human Trafficking Offenses       | 0             | 0             |               | 0.0                  | 0             | 0                 |
| Violation of No Contact/Protect. | 0             | 0             |               | 0.0                  | 0             | 0                 |
| Robbery                          | 83            | 68            | -18.1%        | 3.5                  | 6             | 3                 |
| Burglary                         | 207           | 193           | -6.8%         | 9.8                  | 10            | 1                 |
| Larceny-Theft Offenses           | 2,452         | 2,061         | -15.9%        | 104.8                | 654           | 6                 |
| Motor Vehicle Theft              | 552           | 414           | -25.0%        | 21.1                 | 3             | 0                 |
| Arson                            | 4             | 6             | 50.0%         | 0.3                  | 0             | 0                 |
| Destruction of Property          | 927           | 590           | -36.4%        | 30.0                 | 35            | 0                 |
| Counterfeiting/Forgery           | 60            | 57            | -5.0%         | 2.9                  | 6             | 0                 |
| Fraud Offenses                   | 79            | 66            | -16.5%        | 3.4                  | 2             | 0                 |
| Embezzlement                     | 0             | 0             |               | 0.0                  | 0             | 0                 |
| Extortion/Blackmail              | 0             | 1             |               | 0.1                  | 0             | 0                 |
| Bribery                          | 0             | 0             |               | 0.0                  | 0             | 0                 |
| Stolen Property Offenses         | 85            | 58            | -31.8%        | 3.0                  | 46            | 0                 |
| Animal Cruelty                   | 0             | 0             |               | 0.0                  | 0             | 0                 |
| Drug/Narcotic Violations         | 111           | 84            | -24.3%        | 4.3                  | 44            | 0                 |
| Drug Equipment Violations        | 2             | 5             | 150.0%        | 0.3                  | 8             | 0                 |
| Gambling Offenses                | 0             | 2             |               | 0.1                  | 1             | 0                 |
| Pornography                      | 2             | 1             | -50.0%        | 0.1                  | 0             | 0                 |
| Prostitution Offenses            | 4             | 12            | 200.0%        | 0.6                  | 10            | 0                 |
| Weapon Law Violations            | 55            | 36            | -34.5%        | 1.8                  | 5             | 0                 |
| <b>Grand Total</b>               | <b>5,276</b>  | <b>4,217</b>  | <b>-20.1%</b> | <b>214.5</b>         | <b>1,074</b>  | <b>224</b>        |

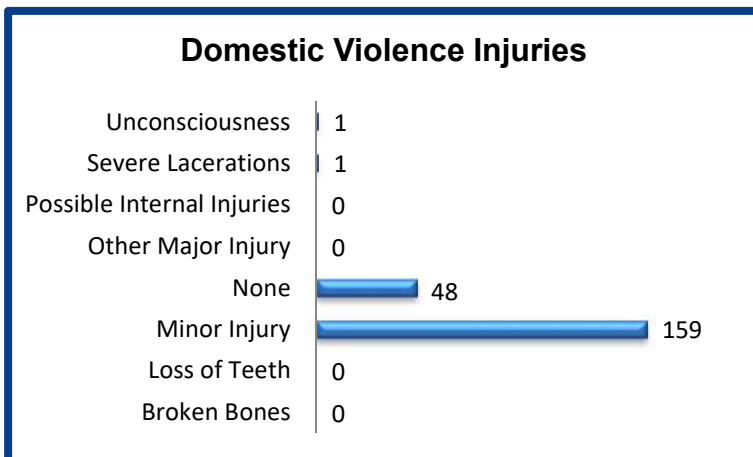
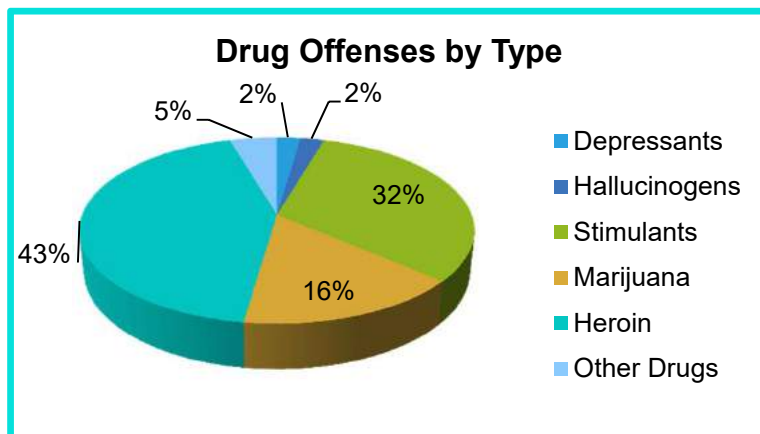
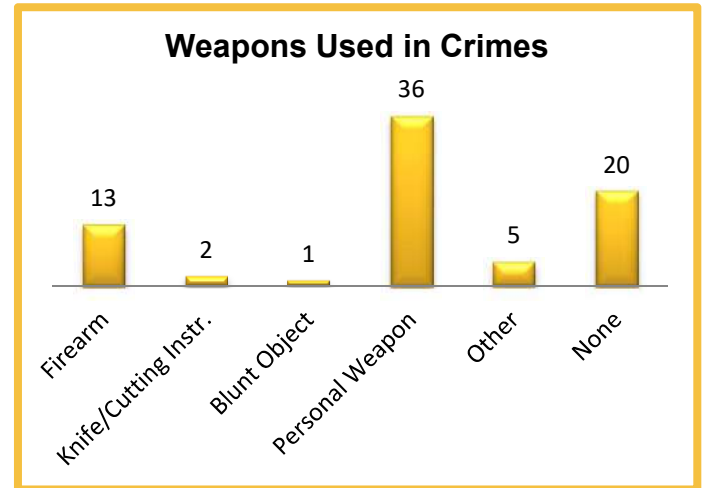
## 2017 Washington NIBRS Submission Agencies

Tukwila PD

Continued

### 2017 Group B Arrests

| Offense               | Adult      | Juvenile |
|-----------------------|------------|----------|
| Bad Checks            | 0          | 0        |
| Curfew/Vagrancy       | 0          | 0        |
| Disorderly Conduct    | 2          | 0        |
| Drunkenness           | 0          | 0        |
| DUI                   | 20         | 0        |
| Family Offenses       | 0          | 0        |
| Liquor Law Violations | 2          | 0        |
| Peeping Tom           | 0          | 0        |
| Trespass              | 31         | 2        |
| All Other Offenses    | 82         | 5        |
| <b>Total</b>          | <b>137</b> | <b>7</b> |



### 2017 Property Values by Type

| Type                 | Value              |
|----------------------|--------------------|
| Seized               | \$2,710            |
| Burned               | \$1,004            |
| Counterfeited/Forged | \$22,509           |
| Destroyed/Damaged    | \$332,159          |
| Recovered            | \$352,403          |
| Stolen               | \$3,177,819        |
| <b>Total</b>         | <b>\$3,888,604</b> |

## 2017 Washington NIBRS Submission Agencies

University of WA PD

King County

Population: 0  
Months Reported: 12

### Offense Overview

Offense Total 884  
# of Cleared Offense 95  
Percent Cleared 10.7%

### Group A Arrest Overview

Arrest Total 84  
Adult Arrest Total 80  
Juvenile Arrest Total 4

| Group A Offenses                 | Reported 2016 | Reported 2017 | % of Change   | Crime Rate per 1,000 | Total Arrests | DV Offense Totals |
|----------------------------------|---------------|---------------|---------------|----------------------|---------------|-------------------|
| Murder                           | 0             | 0             |               | 0.0                  | 0             | 0                 |
| Manslaughter                     | 0             | 0             |               | 0.0                  | 0             | 0                 |
| Rape                             | 4             | 7             | 75.0%         | 0.0                  | 2             | 2                 |
| Sodomy                           | 0             | 0             |               | 0.0                  | 0             | 0                 |
| Sexual Assault w/Object          | 0             | 0             |               | 0.0                  | 0             | 0                 |
| Fondling                         | 10            | 1             | -90.0%        | 0.0                  | 0             | 0                 |
| Aggravated Assault               | 4             | 4             | 0.0%          | 0.0                  | 2             | 0                 |
| Simple Assault                   | 34            | 66            | 94.1%         | 0.0                  | 20            | 9                 |
| Intimidation                     | 36            | 18            | -50.0%        | 0.0                  | 1             | 10                |
| Kidnapping                       | 3             | 1             | -66.7%        | 0.0                  | 0             | 1                 |
| Incest                           | 0             | 0             |               | 0.0                  | 0             | 0                 |
| Statutory Rape                   | 0             | 0             |               | 0.0                  | 0             | 0                 |
| Human Trafficking Offenses       | 0             | 0             |               | 0.0                  | 1             | 0                 |
| Violation of No Contact/Protect. | 5             | 10            | 100.0%        | 0.0                  | 7             | 9                 |
| Robbery                          | 5             | 7             | 40.0%         | 0.0                  | 1             | 0                 |
| Burglary                         | 51            | 52            | 2.0%          | 0.0                  | 4             | 0                 |
| Larceny-Theft Offenses           | 660           | 478           | -27.6%        | 0.0                  | 20            | 0                 |
| Motor Vehicle Theft              | 7             | 8             | 14.3%         | 0.0                  | 3             | 0                 |
| Arson                            | 1             | 1             | 0.0%          | 0.0                  | 0             | 0                 |
| Destruction of Property          | 92            | 121           | 31.5%         | 0.0                  | 10            | 0                 |
| Counterfeiting/Forgery           | 12            | 25            | 108.3%        | 0.0                  | 0             | 0                 |
| Fraud Offenses                   | 63            | 42            | -33.3%        | 0.0                  | 1             | 0                 |
| Embezzlement                     | 0             | 0             |               | 0.0                  | 0             | 0                 |
| Extortion/Blackmail              | 3             | 4             | 33.3%         | 0.0                  | 0             | 0                 |
| Bribery                          | 0             | 0             |               | 0.0                  | 0             | 0                 |
| Stolen Property Offenses         | 6             | 3             | -50.0%        | 0.0                  | 2             | 0                 |
| Animal Cruelty                   | 0             | 0             |               | 0.0                  | 0             | 0                 |
| Drug/Narcotic Violations         | 24            | 28            | 16.7%         | 0.0                  | 4             | 0                 |
| Drug Equipment Violations        | 2             | 2             | 0.0%          | 0.0                  | 1             | 0                 |
| Gambling Offenses                | 0             | 0             |               | 0.0                  | 0             | 0                 |
| Pornography                      | 1             | 1             | 0.0%          | 0.0                  | 1             | 0                 |
| Prostitution Offenses            | 0             | 0             |               | 0.0                  | 0             | 0                 |
| Weapon Law Violations            | 6             | 5             | -16.7%        | 0.0                  | 4             | 0                 |
| <b>Grand Total</b>               | <b>1,029</b>  | <b>884</b>    | <b>-14.1%</b> | <b>0.0</b>           | <b>84</b>     | <b>31</b>         |

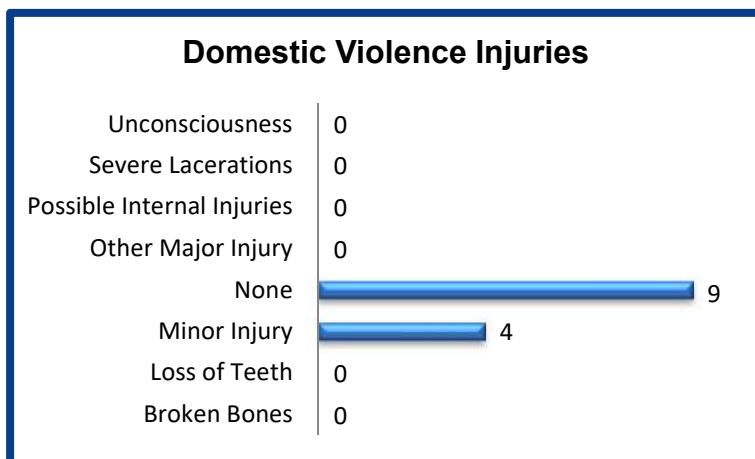
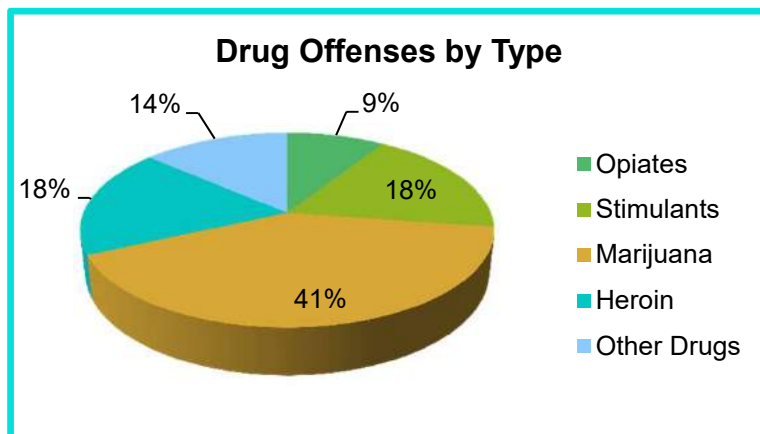
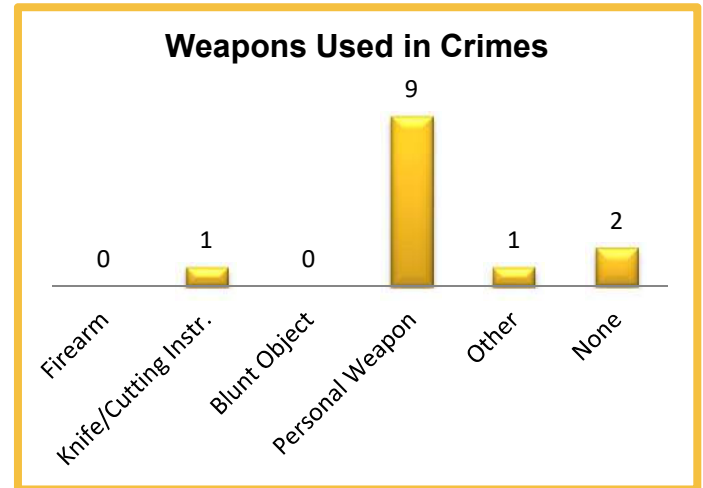
## 2017 Washington NIBRS Submission Agencies

University of WA PD

Continued

### 2017 Group B Arrests

| Offense               | Adult    | Juvenile |
|-----------------------|----------|----------|
| Bad Checks            | 0        | 0        |
| Curfew/Vagrancy       | 0        | 0        |
| Disorderly Conduct    | 1        | 0        |
| Drunkenness           | 0        | 0        |
| DUI                   | 3        | 1        |
| Family Offenses       | 0        | 0        |
| Liquor Law Violations | 0        | 0        |
| Peeping Tom           | 0        | 0        |
| Trespass              | 2        | 0        |
| All Other Offenses    | 0        | 0        |
| <b>Total</b>          | <b>6</b> | <b>1</b> |



### 2017 Property Values by Type

| Type                 | Value            |
|----------------------|------------------|
| Seized               | \$2              |
| Burned               | \$850            |
| Counterfeited/Forged | \$6,400          |
| Destroyed/Damaged    | \$87,070         |
| Recovered            | \$80,252         |
| Stolen               | \$584,350        |
| <b>Total</b>         | <b>\$758,924</b> |

## 2017 Washington NIBRS Submission Agencies

**Yarrow Point PD**

King County

Population: 1,040  
Months Reported: 11

**Offense Overview**

Offense Total 18  
# of Cleared Offense 3  
Percent Cleared 16.7%

**Group A Arrest Overview**

Arrest Total 1  
Adult Arrest Total 1  
Juvenile Arrest Total 0

| Group A Offenses                 | Reported 2016 | Reported 2017 | % of Change* | Crime Rate per 1,000 | Total Arrests | DV Offense Totals |
|----------------------------------|---------------|---------------|--------------|----------------------|---------------|-------------------|
| Murder                           | 0             | 0             |              | 0.0                  | 0             | 0                 |
| Manslaughter                     | 0             | 0             |              | 0.0                  | 0             | 0                 |
| Rape                             | 0             | 1             |              | 1.0                  | 0             | 0                 |
| Sodomy                           | 0             | 0             |              | 0.0                  | 0             | 0                 |
| Sexual Assault w/Object          | 0             | 0             |              | 0.0                  | 0             | 0                 |
| Fondling                         | 0             | 0             |              | 0.0                  | 0             | 0                 |
| Aggravated Assault               | 0             | 0             |              | 0.0                  | 0             | 0                 |
| Simple Assault                   | 1             | 1             |              | 1.0                  | 1             | 0                 |
| Intimidation                     | 0             | 0             |              | 0.0                  | 0             | 0                 |
| Kidnapping                       | 0             | 0             |              | 0.0                  | 0             | 0                 |
| Incest                           | 0             | 0             |              | 0.0                  | 0             | 0                 |
| Statutory Rape                   | 0             | 0             |              | 0.0                  | 0             | 0                 |
| Human Trafficking Offenses       | 0             | 0             |              | 0.0                  | 0             | 0                 |
| Violation of No Contact/Protect. | 0             | 1             |              | 1.0                  | 0             | 0                 |
| Robbery                          | 0             | 0             |              | 0.0                  | 0             | 0                 |
| Burglary                         | 1             | 1             |              | 1.0                  | 0             | 0                 |
| Larceny-Theft Offenses           | 11            | 8             |              | 7.7                  | 0             | 0                 |
| Motor Vehicle Theft              | 3             | 0             |              | 0.0                  | 0             | 0                 |
| Arson                            | 0             | 0             |              | 0.0                  | 0             | 0                 |
| Destruction of Property          | 3             | 3             |              | 2.9                  | 0             | 0                 |
| Counterfeiting/Forgery           | 0             | 0             |              | 0.0                  | 0             | 0                 |
| Fraud Offenses                   | 0             | 2             |              | 1.9                  | 0             | 0                 |
| Embezzlement                     | 0             | 1             |              | 1.0                  | 0             | 0                 |
| Extortion/Blackmail              | 0             | 0             |              | 0.0                  | 0             | 0                 |
| Bribery                          | 0             | 0             |              | 0.0                  | 0             | 0                 |
| Stolen Property Offenses         | 1             | 0             |              | 0.0                  | 0             | 0                 |
| Animal Cruelty                   | 0             | 0             |              | 0.0                  | 0             | 0                 |
| Drug/Narcotic Violations         | 0             | 0             |              | 0.0                  | 0             | 0                 |
| Drug Equipment Violations        | 0             | 0             |              | 0.0                  | 0             | 0                 |
| Gambling Offenses                | 0             | 0             |              | 0.0                  | 0             | 0                 |
| Pornography                      | 0             | 0             |              | 0.0                  | 0             | 0                 |
| Prostitution Offenses            | 0             | 0             |              | 0.0                  | 0             | 0                 |
| Weapon Law Violations            | 0             | 0             |              | 0.0                  | 0             | 0                 |
| <b>Grand Total</b>               | <b>20</b>     | <b>18</b>     |              | <b>17.3</b>          | <b>1</b>      | <b>0</b>          |

\* Please see #10 in the NIBRS Individual Agency Page Table Legend on page 80

## 2017 Washington NIBRS Submission Agencies

Yarrow Point PD

Continued

### 2017 Group B Arrests

| Offense               | Adult    | Juvenile |
|-----------------------|----------|----------|
| Bad Checks            | 0        | 0        |
| Curfew/Vagrancy       | 0        | 0        |
| Disorderly Conduct    | 0        | 0        |
| Drunkenness           | 0        | 0        |
| DUI                   | 1        | 0        |
| Family Offenses       | 0        | 0        |
| Liquor Law Violations | 0        | 1        |
| Peeping Tom           | 0        | 0        |
| Trespass              | 0        | 0        |
| All Other Offenses    | 1        | 0        |
| <b>Total</b>          | <b>2</b> | <b>1</b> |

### Weapons Used in Crimes

**No Weapons  
Reported**

### Drug Offenses by Type

**No Drug Offenses by Type  
Reported**

### Relationship of Victim to Offender

|                |   |
|----------------|---|
| Other          | 0 |
| Not Known      | 0 |
| Outside Family | 4 |
| Within Family  | 0 |

### Domestic Violence Injuries

**No Domestic Violence  
Injuries Reported**

### 2017 Property Values by Type

| Type                 | Value           |
|----------------------|-----------------|
| Seized               | \$0             |
| Burned               | \$0             |
| Counterfeited/Forged | \$0             |
| Destroyed/Damaged    | \$1,602         |
| Recovered            | \$0             |
| Stolen               | \$71,392        |
| <b>Total</b>         | <b>\$72,994</b> |

## 2017 Washington NIBRS Submission Agencies

**Kitsap SO**

Kitsap County

Population: 175,220  
Months Reported: 12

**Offense Overview**

Offense Total 7,211  
# of Cleared Offense 1,339  
Percent Cleared 18.6%

**Group A Arrest Overview**

Arrest Total 1,196  
Adult Arrest Total 1,084  
Juvenile Arrest Total 112

| Group A Offenses                 | Reported 2016 | Reported 2017 | % of Change  | Crime Rate per 1,000 | Total Arrests | DV Offense Totals |
|----------------------------------|---------------|---------------|--------------|----------------------|---------------|-------------------|
| Murder                           | 1             | 7             | 600.0%       | 0.0                  | 2             | 1                 |
| Manslaughter                     | 0             | 0             |              | 0.0                  | 0             | 0                 |
| Rape                             | 61            | 79            | 29.5%        | 0.5                  | 13            | 20                |
| Sodomy                           | 3             | 4             | 33.3%        | 0.0                  | 0             | 2                 |
| Sexual Assault w/Object          | 0             | 0             |              | 0.0                  | 0             | 0                 |
| Fondling                         | 75            | 59            | -21.3%       | 0.3                  | 12            | 21                |
| Aggravated Assault               | 280           | 259           | -7.5%        | 1.5                  | 118           | 117               |
| Simple Assault                   | 1,215         | 1,167         | -4.0%        | 6.7                  | 317           | 666               |
| Intimidation                     | 73            | 294           | 302.7%       | 1.7                  | 41            | 44                |
| Kidnapping                       | 13            | 7             | -46.2%       | 0.0                  | 3             | 1                 |
| Incest                           | 5             | 1             | -80.0%       | 0.0                  | 0             | 1                 |
| Statutory Rape                   | 12            | 14            | 16.7%        | 0.1                  | 2             | 1                 |
| Human Trafficking Offenses       | 1             | 1             | 0.0%         | 0.0                  | 0             | 0                 |
| Violation of No Contact/Protect. | 365           | 331           | -9.3%        | 1.9                  | 101           | 72                |
| Robbery                          | 38            | 29            | -23.7%       | 0.2                  | 14            | 1                 |
| Burglary                         | 979           | 756           | -22.8%       | 4.3                  | 84            | 7                 |
| Larceny-Theft Offenses           | 2,877         | 2,212         | -23.1%       | 12.6                 | 140           | 8                 |
| Motor Vehicle Theft              | 339           | 292           | -13.9%       | 1.7                  | 19            | 1                 |
| Arson                            | 17            | 9             | -47.1%       | 0.1                  | 2             | 1                 |
| Destruction of Property          | 685           | 611           | -10.8%       | 3.5                  | 30            | 0                 |
| Counterfeiting/Forgery           | 120           | 98            | -18.3%       | 0.6                  | 8             | 0                 |
| Fraud Offenses                   | 314           | 362           | 15.3%        | 2.1                  | 14            | 0                 |
| Embezzlement                     | 8             | 8             | 0.0%         | 0.0                  | 0             | 0                 |
| Extortion/Blackmail              | 12            | 10            | -16.7%       | 0.1                  | 3             | 0                 |
| Bribery                          | 1             | 0             | -100.0%      | 0.0                  | 0             | 0                 |
| Stolen Property Offenses         | 118           | 106           | -10.2%       | 0.6                  | 57            | 0                 |
| Animal Cruelty                   | 2             | 8             | 300.0%       | 0.0                  | 0             | 0                 |
| Drug/Narcotic Violations         | 274           | 339           | 23.7%        | 1.9                  | 174           | 0                 |
| Drug Equipment Violations        | 20            | 23            | 15.0%        | 0.1                  | 11            | 0                 |
| Gambling Offenses                | 0             | 0             |              | 0.0                  | 0             | 0                 |
| Pornography                      | 9             | 5             | -44.4%       | 0.0                  | 0             | 0                 |
| Prostitution Offenses            | 18            | 45            | 150.0%       | 0.3                  | 20            | 0                 |
| Weapon Law Violations            | 60            | 75            | 25.0%        | 0.4                  | 11            | 0                 |
| <b>Grand Total</b>               | <b>7,995</b>  | <b>7,211</b>  | <b>-9.8%</b> | <b>41.2</b>          | <b>1,196</b>  | <b>964</b>        |

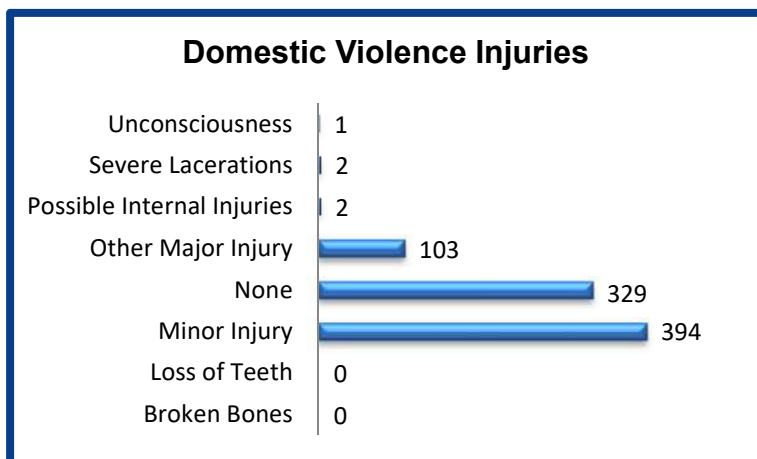
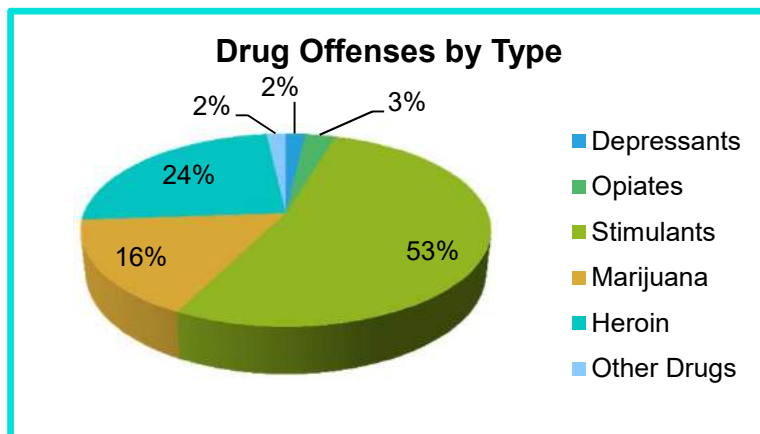
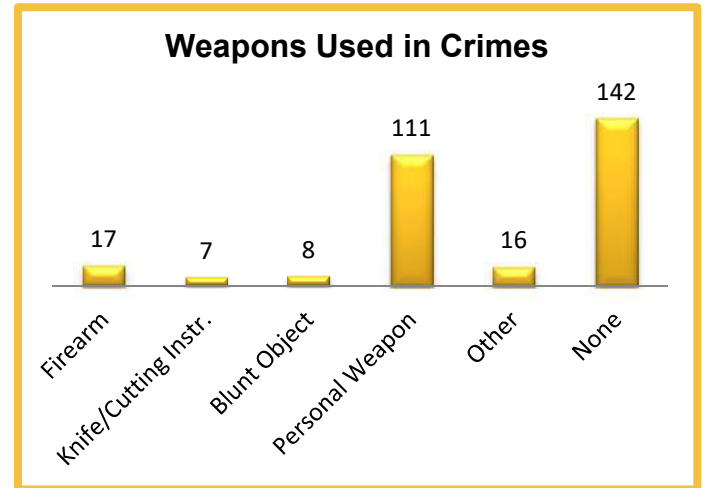
## 2017 Washington NIBRS Submission Agencies

Kitsap SO

Continued

### 2017 Group B Arrests

| Offense               | Adult      | Juvenile |
|-----------------------|------------|----------|
| Bad Checks            | 3          | 0        |
| Curfew/Vagrancy       | 0          | 0        |
| Disorderly Conduct    | 7          | 0        |
| Drunkenness           | 8          | 0        |
| DUI                   | 309        | 2        |
| Family Offenses       | 33         | 0        |
| Liquor Law Violations | 14         | 0        |
| Peeping Tom           | 0          | 0        |
| Trespass              | 86         | 1        |
| All Other Offenses    | 226        | 4        |
| <b>Total</b>          | <b>686</b> | <b>7</b> |



### 2017 Property Values by Type

| Type                 | Value              |
|----------------------|--------------------|
| Seized               | \$796              |
| Burned               | \$10               |
| Counterfeited/Forged | \$101,979          |
| Destroyed/Damaged    | \$317,206          |
| Recovered            | \$321,583          |
| Stolen               | \$3,561,385        |
| <b>Total</b>         | <b>\$4,302,959</b> |

## 2017 Washington NIBRS Submission Agencies

**Bainbridge Island PD**

Kitsap County

Population: 23,950  
Months Reported: 12

### Offense Overview

Offense Total 598  
# of Cleared Offense 90  
Percent Cleared 15.1%

### Group A Arrest Overview

Arrest Total 86  
Adult Arrest Total 74  
Juvenile Arrest Total 12

| Group A Offenses                 | Reported 2016 | Reported 2017 | % of Change   | Crime Rate per 1,000 | Total Arrests | DV Offense Totals |
|----------------------------------|---------------|---------------|---------------|----------------------|---------------|-------------------|
| Murder                           | 0             | 0             |               | 0.0                  | 0             | 0                 |
| Manslaughter                     | 0             | 0             |               | 0.0                  | 0             | 0                 |
| Rape                             | 7             | 6             | -14.3%        | 0.3                  | 3             | 1                 |
| Sodomy                           | 2             | 1             | -50.0%        | 0.0                  | 0             | 0                 |
| Sexual Assault w/Object          | 0             | 0             |               | 0.0                  | 0             | 0                 |
| Fondling                         | 7             | 2             | -71.4%        | 0.1                  | 1             | 0                 |
| Aggravated Assault               | 17            | 7             | -58.8%        | 0.3                  | 3             | 3                 |
| Simple Assault                   | 78            | 54            | -30.8%        | 2.3                  | 19            | 12                |
| Intimidation                     | 4             | 15            | 275.0%        | 0.6                  | 1             | 0                 |
| Kidnapping                       | 0             | 0             |               | 0.0                  | 0             | 0                 |
| Incest                           | 0             | 0             |               | 0.0                  | 0             | 0                 |
| Statutory Rape                   | 1             | 1             | 0.0%          | 0.0                  | 0             | 0                 |
| Human Trafficking Offenses       | 0             | 0             |               | 0.0                  | 0             | 0                 |
| Violation of No Contact/Protect. | 18            | 16            | -11.1%        | 0.7                  | 8             | 0                 |
| Robbery                          | 1             | 1             | 0.0%          | 0.0                  | 0             | 0                 |
| Burglary                         | 65            | 48            | -26.2%        | 2.0                  | 12            | 1                 |
| Larceny-Theft Offenses           | 269           | 229           | -14.9%        | 9.6                  | 19            | 1                 |
| Motor Vehicle Theft              | 16            | 13            | -18.8%        | 0.5                  | 1             | 1                 |
| Arson                            | 1             | 2             | 100.0%        | 0.1                  | 0             | 0                 |
| Destruction of Property          | 110           | 98            | -10.9%        | 4.1                  | 8             | 0                 |
| Counterfeiting/Forgery           | 17            | 12            | -29.4%        | 0.5                  | 1             | 0                 |
| Fraud Offenses                   | 85            | 61            | -28.2%        | 2.5                  | 0             | 0                 |
| Embezzlement                     | 2             | 0             | -100.0%       | 0.0                  | 0             | 0                 |
| Extortion/Blackmail              | 0             | 2             |               | 0.1                  | 0             | 0                 |
| Bribery                          | 0             | 0             |               | 0.0                  | 0             | 0                 |
| Stolen Property Offenses         | 9             | 3             | -66.7%        | 0.1                  | 0             | 0                 |
| Animal Cruelty                   | 0             | 1             |               | 0.0                  | 0             | 0                 |
| Drug/Narcotic Violations         | 22            | 16            | -27.3%        | 0.7                  | 9             | 0                 |
| Drug Equipment Violations        | 5             | 8             | 60.0%         | 0.3                  | 1             | 0                 |
| Gambling Offenses                | 0             | 0             |               | 0.0                  | 0             | 0                 |
| Pornography                      | 0             | 2             |               | 0.1                  | 0             | 0                 |
| Prostitution Offenses            | 0             | 0             |               | 0.0                  | 0             | 0                 |
| Weapon Law Violations            | 1             | 0             | -100.0%       | 0.0                  | 0             | 0                 |
| <b>Grand Total</b>               | <b>737</b>    | <b>598</b>    | <b>-18.9%</b> | <b>25.0</b>          | <b>86</b>     | <b>19</b>         |


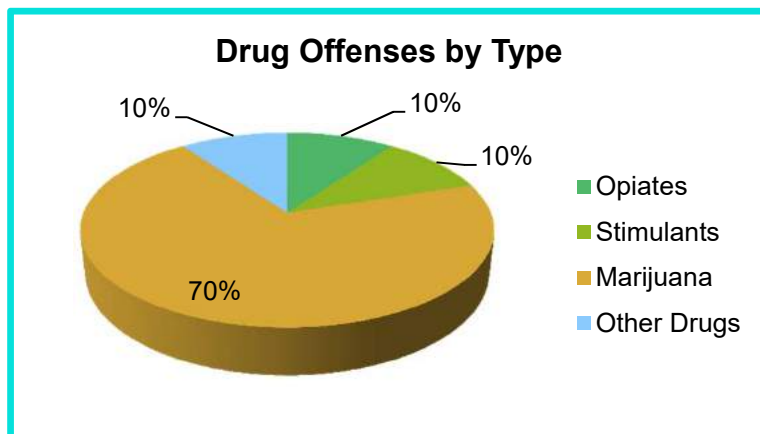
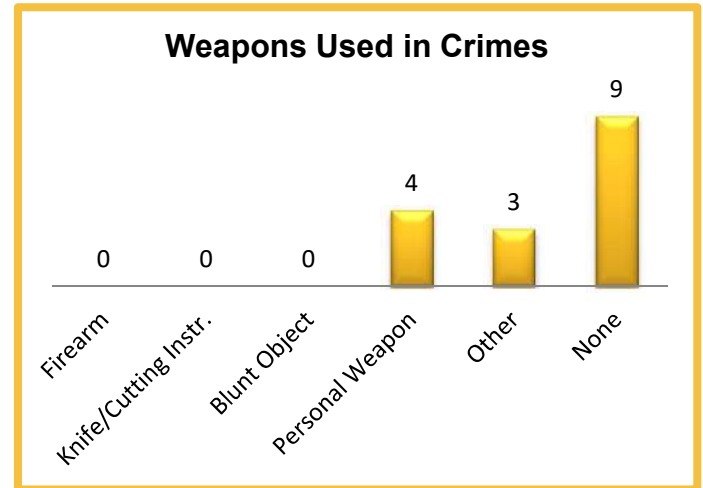
## 2017 Washington NIBRS Submission Agencies

Bainbridge Island PD

Continued

### 2017 Group B Arrests

| Offense               | Adult     | Juvenile |
|-----------------------|-----------|----------|
| Bad Checks            | 0         | 0        |
| Curfew/Vagrancy       | 0         | 0        |
| Disorderly Conduct    | 2         | 0        |
| Drunkenness           | 4         | 0        |
| DUI                   | 33        | 1        |
| Family Offenses       | 1         | 0        |
| Liquor Law Violations | 15        | 0        |
| Peeping Tom           | 0         | 0        |
| Trespass              | 2         | 0        |
| All Other Offenses    | 7         | 0        |
| <b>Total</b>          | <b>64</b> | <b>1</b> |



### 2017 Property Values by Type

| Type                 | Value            |
|----------------------|------------------|
| Seized               | \$14             |
| Burned               | \$3,001          |
| Counterfeited/Forged | \$27,803         |
| Destroyed/Damaged    | \$63,111         |
| Recovered            | \$52,236         |
| Stolen               | \$559,324        |
| <b>Total</b>         | <b>\$705,489</b> |

## 2017 Washington NIBRS Submission Agencies

**Bremerton PD**

Kitsap County

Population: 40,695  
Months Reported: 12

**Offense Overview**

Offense Total 4,165  
# of Cleared Offense 1,210  
Percent Cleared 29.1%

**Group A Arrest Overview**

Arrest Total 975  
Adult Arrest Total 909  
Juvenile Arrest Total 66

| Group A Offenses                 | Reported 2016 | Reported 2017 | % of Change | Crime Rate per 1,000 | Total Arrests | DV Offense Totals |
|----------------------------------|---------------|---------------|-------------|----------------------|---------------|-------------------|
| Murder                           | 0             | 3             |             | 0.1                  | 3             | 0                 |
| Manslaughter                     | 0             | 0             |             | 0.0                  | 0             | 0                 |
| Rape                             | 30            | 26            | -13.3%      | 0.6                  | 3             | 0                 |
| Sodomy                           | 2             | 0             | -100.0%     | 0.0                  | 0             | 0                 |
| Sexual Assault w/Object          | 0             | 0             |             | 0.0                  | 0             | 0                 |
| Fondling                         | 10            | 11            | 10.0%       | 0.3                  | 2             | 0                 |
| Aggravated Assault               | 131           | 158           | 20.6%       | 3.9                  | 81            | 27                |
| Simple Assault                   | 639           | 629           | -1.6%       | 15.5                 | 242           | 144               |
| Intimidation                     | 67            | 182           | 171.6%      | 4.5                  | 24            | 10                |
| Kidnapping                       | 5             | 5             | 0.0%        | 0.1                  | 0             | 0                 |
| Incest                           | 0             | 2             |             | 0.0                  | 2             | 0                 |
| Statutory Rape                   | 1             | 1             | 0.0%        | 0.0                  | 0             | 0                 |
| Human Trafficking Offenses       | 0             | 0             |             | 0.0                  | 0             | 0                 |
| Violation of No Contact/Protect. | 221           | 191           | -13.6%      | 4.7                  | 81            | 16                |
| Robbery                          | 39            | 31            | -20.5%      | 0.8                  | 22            | 0                 |
| Burglary                         | 261           | 270           | 3.4%        | 6.6                  | 42            | 2                 |
| Larceny-Theft Offenses           | 1,184         | 1,242         | 4.9%        | 30.5                 | 158           | 2                 |
| Motor Vehicle Theft              | 175           | 209           | 19.4%       | 5.1                  | 16            | 1                 |
| Arson                            | 9             | 7             | -22.2%      | 0.2                  | 3             | 0                 |
| Destruction of Property          | 439           | 505           | 15.0%       | 12.4                 | 44            | 0                 |
| Counterfeiting/Forgery           | 105           | 89            | -15.2%      | 2.2                  | 12            | 0                 |
| Fraud Offenses                   | 88            | 74            | -15.9%      | 1.8                  | 4             | 0                 |
| Embezzlement                     | 7             | 2             | -71.4%      | 0.0                  | 0             | 0                 |
| Extortion/Blackmail              | 2             | 3             | 50.0%       | 0.1                  | 0             | 0                 |
| Bribery                          | 0             | 1             |             | 0.0                  | 0             | 0                 |
| Stolen Property Offenses         | 76            | 70            | -7.9%       | 1.7                  | 43            | 0                 |
| Animal Cruelty                   | 4             | 5             | 25.0%       | 0.1                  | 0             | 0                 |
| Drug/Narcotic Violations         | 266           | 234           | -12.0%      | 5.8                  | 132           | 0                 |
| Drug Equipment Violations        | 147           | 137           | -6.8%       | 3.4                  | 41            | 0                 |
| Gambling Offenses                | 0             | 0             |             | 0.0                  | 0             | 0                 |
| Pornography                      | 6             | 5             | -16.7%      | 0.1                  | 1             | 0                 |
| Prostitution Offenses            | 7             | 6             | -14.3%      | 0.1                  | 3             | 0                 |
| Weapon Law Violations            | 57            | 67            | 17.5%       | 1.6                  | 17            | 0                 |
| <b>Grand Total</b>               | <b>3,978</b>  | <b>4,165</b>  | <b>4.7%</b> | <b>102.3</b>         | <b>976</b>    | <b>202</b>        |

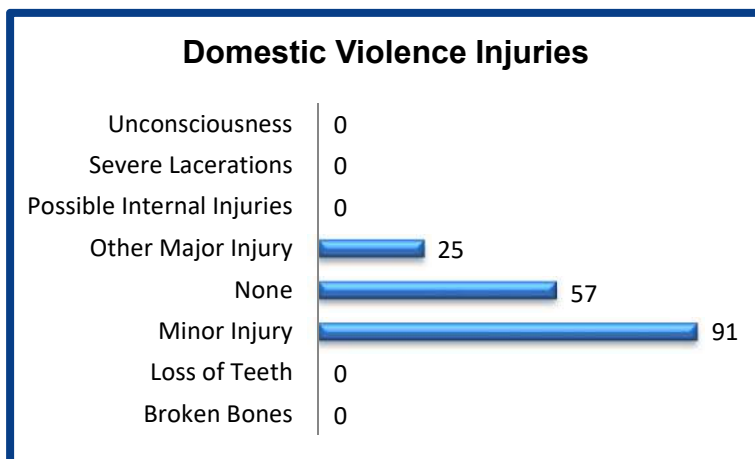
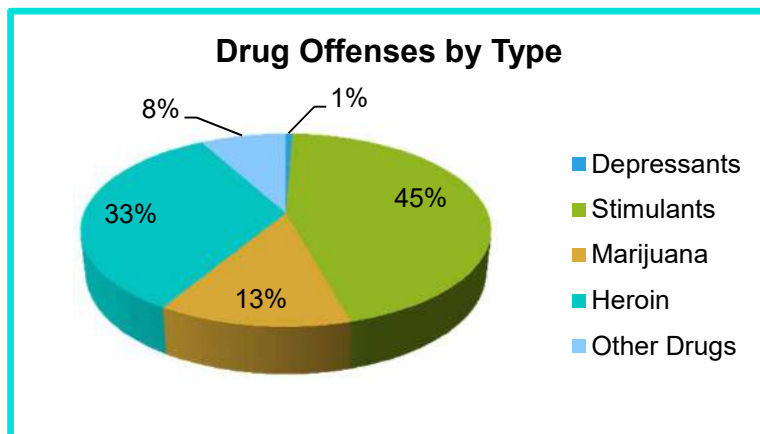
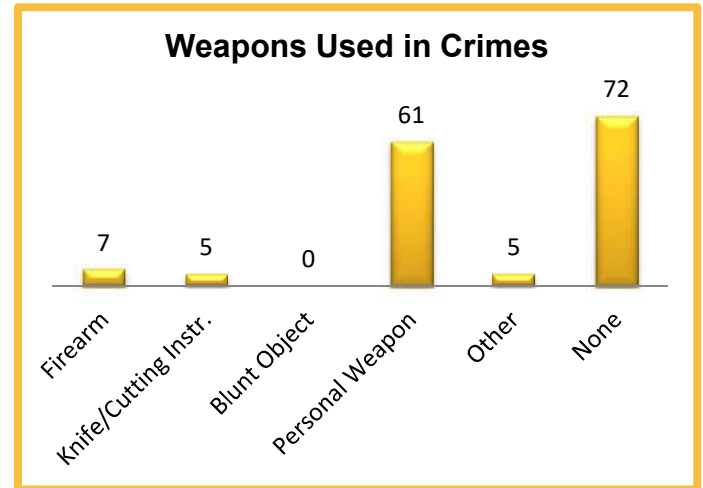
## 2017 Washington NIBRS Submission Agencies

Bremerton PD

Continued

### 2017 Group B Arrests

| Offense               | Adult      | Juvenile  |
|-----------------------|------------|-----------|
| Bad Checks            | 0          | 0         |
| Curfew/Vagrancy       | 0          | 0         |
| Disorderly Conduct    | 14         | 0         |
| Drunkenness           | 5          | 0         |
| DUI                   | 73         | 0         |
| Family Offenses       | 22         | 0         |
| Liquor Law Violations | 8          | 4         |
| Peeping Tom           | 0          | 0         |
| Trespass              | 160        | 5         |
| All Other Offenses    | 124        | 2         |
| <b>Total</b>          | <b>406</b> | <b>11</b> |



### 2017 Property Values by Type

| Type                 | Value              |
|----------------------|--------------------|
| Seized               | \$81               |
| Burned               | \$1,003            |
| Counterfeited/Forged | \$18,873           |
| Destroyed/Damaged    | \$218,917          |
| Recovered            | \$1,045,853        |
| Stolen               | \$1,870,647        |
| <b>Total</b>         | <b>\$3,155,374</b> |

## 2017 Washington NIBRS Submission Agencies

**Port Orchard PD**

Kitsap County

Population: 13,990  
Months Reported: 12

**Offense Overview**

Offense Total 1,482  
# of Cleared Offense 431  
Percent Cleared 29.1%

**Group A Arrest Overview**

Arrest Total 383  
Adult Arrest Total 328  
Juvenile Arrest Total 55

| Group A Offenses                 | Reported 2016 | Reported 2017 | % of Change | Crime Rate per 1,000 | Total Arrests | DV Offense Totals |
|----------------------------------|---------------|---------------|-------------|----------------------|---------------|-------------------|
| Murder                           | 0             | 0             |             | 0.0                  | 0             | 0                 |
| Manslaughter                     | 0             | 0             |             | 0.0                  | 0             | 0                 |
| Rape                             | 6             | 6             | 0.0%        | 0.4                  | 1             | 0                 |
| Sodomy                           | 1             | 1             | 0.0%        | 0.1                  | 0             | 0                 |
| Sexual Assault w/Object          | 0             | 0             |             | 0.0                  | 0             | 0                 |
| Fondling                         | 6             | 8             | 33.3%       | 0.6                  | 1             | 1                 |
| Aggravated Assault               | 39            | 39            | 0.0%        | 2.8                  | 29            | 5                 |
| Simple Assault                   | 186           | 181           | -2.7%       | 12.9                 | 81            | 22                |
| Intimidation                     | 17            | 68            | 300.0%      | 4.9                  | 12            | 1                 |
| Kidnapping                       | 2             | 2             | 0.0%        | 0.1                  | 0             | 0                 |
| Incest                           | 0             | 1             |             | 0.1                  | 1             | 0                 |
| Statutory Rape                   | 0             | 0             |             | 0.0                  | 0             | 0                 |
| Human Trafficking Offenses       | 0             | 0             |             | 0.0                  | 0             | 0                 |
| Violation of No Contact/Protect. | 43            | 40            | -7.0%       | 2.9                  | 14            | 1                 |
| Robbery                          | 13            | 6             | -53.8%      | 0.4                  | 2             | 1                 |
| Burglary                         | 132           | 81            | -38.6%      | 5.8                  | 21            | 0                 |
| Larceny-Theft Offenses           | 662           | 632           | -4.5%       | 45.2                 | 138           | 1                 |
| Motor Vehicle Theft              | 51            | 69            | 35.3%       | 4.9                  | 3             | 1                 |
| Arson                            | 0             | 0             |             | 0.0                  | 0             | 0                 |
| Destruction of Property          | 122           | 151           | 23.8%       | 10.8                 | 15            | 0                 |
| Counterfeiting/Forgery           | 38            | 36            | -5.3%       | 2.6                  | 5             | 0                 |
| Fraud Offenses                   | 32            | 41            | 28.1%       | 2.9                  | 2             | 0                 |
| Embezzlement                     | 1             | 2             | 100.0%      | 0.1                  | 0             | 0                 |
| Extortion/Blackmail              | 1             | 0             | -100.0%     | 0.0                  | 0             | 0                 |
| Bribery                          | 0             | 0             |             | 0.0                  | 0             | 0                 |
| Stolen Property Offenses         | 24            | 21            | -12.5%      | 1.5                  | 7             | 0                 |
| Animal Cruelty                   | 3             | 0             | -100.0%     | 0.0                  | 0             | 0                 |
| Drug/Narcotic Violations         | 73            | 73            | 0.0%        | 5.2                  | 47            | 0                 |
| Drug Equipment Violations        | 20            | 15            | -25.0%      | 1.1                  | 1             | 0                 |
| Gambling Offenses                | 0             | 0             |             | 0.0                  | 0             | 0                 |
| Pornography                      | 1             | 1             | 0.0%        | 0.1                  | 0             | 0                 |
| Prostitution Offenses            | 0             | 0             |             | 0.0                  | 0             | 0                 |
| Weapon Law Violations            | 5             | 8             | 60.0%       | 0.6                  | 3             | 0                 |
| <b>Grand Total</b>               | <b>1,478</b>  | <b>1,482</b>  | <b>0.3%</b> | <b>105.9</b>         | <b>383</b>    | <b>33</b>         |

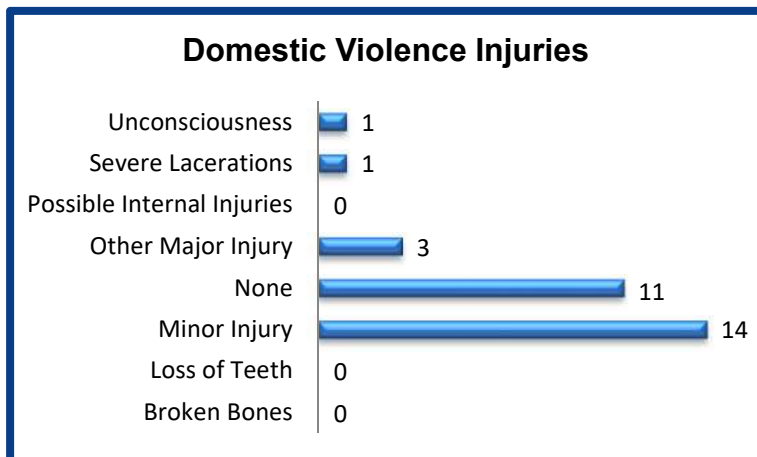
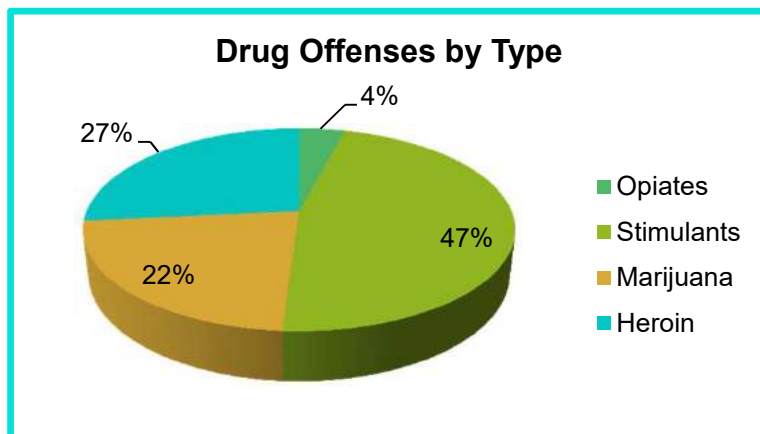
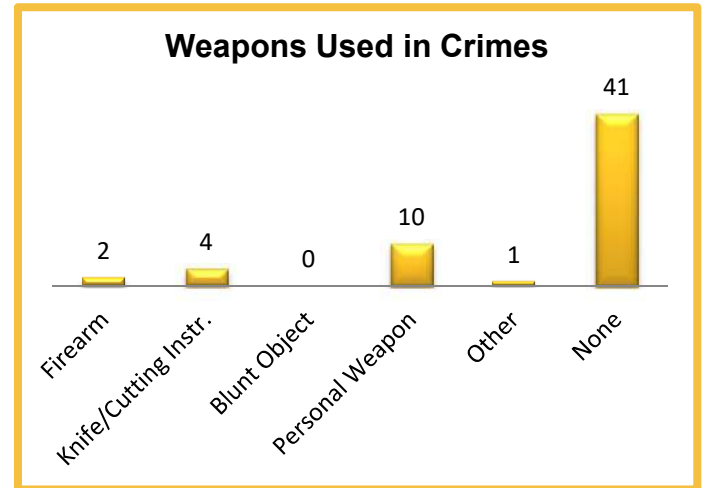
## 2017 Washington NIBRS Submission Agencies

Port Orchard PD

Continued

### 2017 Group B Arrests

| Offense               | Adult      | Juvenile |
|-----------------------|------------|----------|
| Bad Checks            | 0          | 0        |
| Curfew/Vagrancy       | 0          | 0        |
| Disorderly Conduct    | 3          | 0        |
| Drunkenness           | 2          | 0        |
| DUI                   | 39         | 1        |
| Family Offenses       | 3          | 0        |
| Liquor Law Violations | 1          | 0        |
| Peeping Tom           | 0          | 0        |
| Trespass              | 25         | 0        |
| All Other Offenses    | 28         | 3        |
| <b>Total</b>          | <b>101</b> | <b>4</b> |



### 2017 Property Values by Type

| Type                 | Value              |
|----------------------|--------------------|
| Seized               | \$6,002            |
| Burned               | \$0                |
| Counterfeited/Forged | \$12,898           |
| Destroyed/Damaged    | \$97,101           |
| Recovered            | \$309,241          |
| Stolen               | \$986,768          |
| <b>Total</b>         | <b>\$1,412,010</b> |

## 2017 Washington NIBRS Submission Agencies

**Poulsbo PD**

Kitsap County

Population: 10,510  
Months Reported: 12

**Offense Overview**

Offense Total 689  
# of Cleared Offense 226  
Percent Cleared 32.8%

**Group A Arrest Overview**

Arrest Total 225  
Adult Arrest Total 213  
Juvenile Arrest Total 12

| Group A Offenses                 | Reported 2016 | Reported 2017 | % of Change  | Crime Rate per 1,000 | Total Arrests | DV Offense Totals |
|----------------------------------|---------------|---------------|--------------|----------------------|---------------|-------------------|
| Murder                           | 0             | 0             |              | 0.0                  | 0             | 0                 |
| Manslaughter                     | 0             | 0             |              | 0.0                  | 0             | 0                 |
| Rape                             | 5             | 5             | 0.0%         | 0.5                  | 0             | 0                 |
| Sodomy                           | 0             | 0             |              | 0.0                  | 0             | 0                 |
| Sexual Assault w/Object          | 0             | 0             |              | 0.0                  | 0             | 0                 |
| Fondling                         | 3             | 2             | -33.3%       | 0.2                  | 1             | 1                 |
| Aggravated Assault               | 11            | 10            | -9.1%        | 1.0                  | 6             | 0                 |
| Simple Assault                   | 53            | 62            | 17.0%        | 5.9                  | 20            | 11                |
| Intimidation                     | 5             | 19            | 280.0%       | 1.8                  | 1             | 1                 |
| Kidnapping                       | 0             | 0             |              | 0.0                  | 0             | 0                 |
| Incest                           | 0             | 0             |              | 0.0                  | 0             | 0                 |
| Statutory Rape                   | 0             | 0             |              | 0.0                  | 0             | 0                 |
| Human Trafficking Offenses       | 0             | 0             |              | 0.0                  | 0             | 0                 |
| Violation of No Contact/Protect. | 13            | 9             | -30.8%       | 0.9                  | 2             | 0                 |
| Robbery                          | 3             | 2             | -33.3%       | 0.2                  | 1             | 1                 |
| Burglary                         | 38            | 48            | 26.3%        | 4.6                  | 18            | 0                 |
| Larceny-Theft Offenses           | 251           | 286           | 13.9%        | 27.2                 | 70            | 0                 |
| Motor Vehicle Theft              | 15            | 27            | 80.0%        | 2.6                  | 4             | 0                 |
| Arson                            | 2             | 0             | -100.0%      | 0.0                  | 0             | 0                 |
| Destruction of Property          | 65            | 63            | -3.1%        | 6.0                  | 5             | 0                 |
| Counterfeiting/Forgery           | 19            | 11            | -42.1%       | 1.0                  | 3             | 0                 |
| Fraud Offenses                   | 18            | 17            | -5.6%        | 1.6                  | 4             | 0                 |
| Embezzlement                     | 2             | 2             | 0.0%         | 0.2                  | 0             | 0                 |
| Extortion/Blackmail              | 1             | 1             | 0.0%         | 0.1                  | 0             | 0                 |
| Bribery                          | 0             | 0             |              | 0.0                  | 0             | 0                 |
| Stolen Property Offenses         | 6             | 21            | 250.0%       | 2.0                  | 14            | 0                 |
| Animal Cruelty                   | 0             | 1             |              | 0.1                  | 0             | 0                 |
| Drug/Narcotic Violations         | 66            | 91            | 37.9%        | 8.7                  | 72            | 0                 |
| Drug Equipment Violations        | 4             | 7             | 75.0%        | 0.7                  | 3             | 0                 |
| Gambling Offenses                | 0             | 0             |              | 0.0                  | 0             | 0                 |
| Pornography                      | 1             | 1             | 0.0%         | 0.1                  | 0             | 0                 |
| Prostitution Offenses            | 2             | 0             | -100.0%      | 0.0                  | 0             | 0                 |
| Weapon Law Violations            | 3             | 4             | 33.3%        | 0.4                  | 1             | 0                 |
| <b>Grand Total</b>               | <b>586</b>    | <b>689</b>    | <b>17.6%</b> | <b>65.6</b>          | <b>225</b>    | <b>14</b>         |

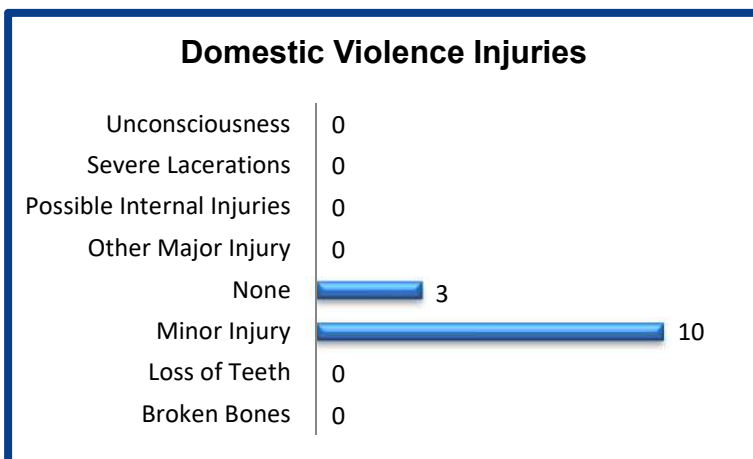
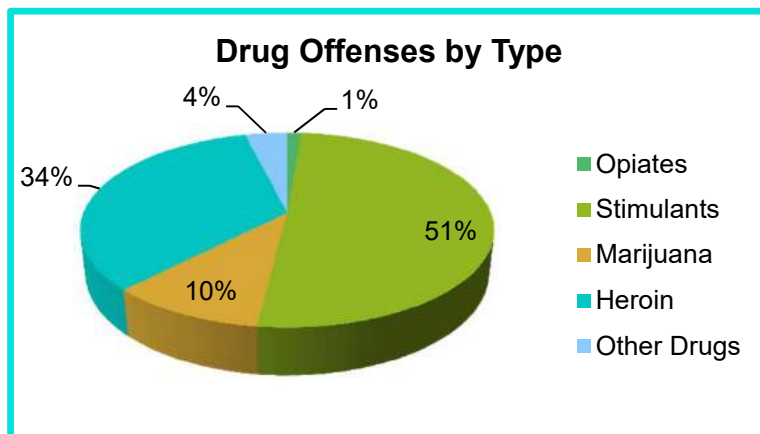
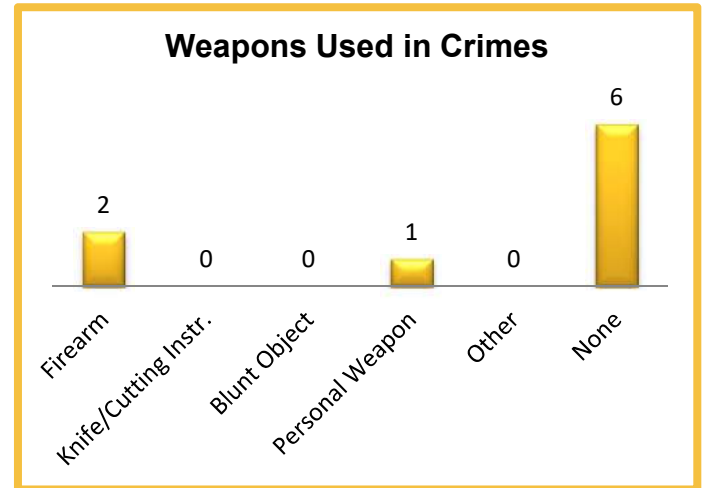
## 2017 Washington NIBRS Submission Agencies

Poulsbo PD

Continued

### 2017 Group B Arrests

| Offense               | Adult     | Juvenile |
|-----------------------|-----------|----------|
| Bad Checks            | 0         | 0        |
| Curfew/Vagrancy       | 0         | 0        |
| Disorderly Conduct    | 0         | 0        |
| Drunkenness           | 1         | 0        |
| DUI                   | 42        | 0        |
| Family Offenses       | 2         | 0        |
| Liquor Law Violations | 0         | 0        |
| Peeping Tom           | 1         | 0        |
| Trespass              | 6         | 0        |
| All Other Offenses    | 11        | 0        |
| <b>Total</b>          | <b>63</b> | <b>0</b> |



### 2017 Property Values by Type

| Type                 | Value              |
|----------------------|--------------------|
| Seized               | \$12               |
| Burned               | \$0                |
| Counterfeited/Forged | \$9                |
| Destroyed/Damaged    | \$46,859           |
| Recovered            | \$23,968           |
| Stolen               | \$1,110,407        |
| <b>Total</b>         | <b>\$1,181,255</b> |

## 2017 Washington NIBRS Submission Agencies

**Kittitas SO**

Kittitas County

Population: 20,385  
Months Reported: 12

**Offense Overview**

Offense Total 498  
# of Cleared Offense 136  
Percent Cleared 27.3%

**Group A Arrest Overview**

Arrest Total 109  
Adult Arrest Total 100  
Juvenile Arrest Total 9

| Group A Offenses                 | Reported 2016 | Reported 2017 | % of Change  | Crime Rate per 1,000 | Total Arrests | DV Offense Totals |
|----------------------------------|---------------|---------------|--------------|----------------------|---------------|-------------------|
| Murder                           | 0             | 0             |              | 0.0                  | 0             | 0                 |
| Manslaughter                     | 1             | 0             | -100.0%      | 0.0                  | 0             | 0                 |
| Rape                             | 2             | 1             | -50.0%       | 0.0                  | 0             | 0                 |
| Sodomy                           | 1             | 0             | -100.0%      | 0.0                  | 0             | 0                 |
| Sexual Assault w/Object          | 0             | 0             |              | 0.0                  | 0             | 0                 |
| Fondling                         | 7             | 3             | -57.1%       | 0.1                  | 2             | 0                 |
| Aggravated Assault               | 5             | 4             | -20.0%       | 0.2                  | 1             | 2                 |
| Simple Assault                   | 51            | 65            | 27.5%        | 3.2                  | 42            | 44                |
| Intimidation                     | 0             | 2             |              | 0.1                  | 0             | 0                 |
| Kidnapping                       | 1             | 0             | -100.0%      | 0.0                  | 0             | 0                 |
| Incest                           | 0             | 0             |              | 0.0                  | 0             | 0                 |
| Statutory Rape                   | 0             | 1             |              | 0.0                  | 0             | 0                 |
| Human Trafficking Offenses       | 0             | 0             |              | 0.0                  | 0             | 0                 |
| Violation of No Contact/Protect. | 14            | 15            | 7.1%         | 0.7                  | 7             | 14                |
| Robbery                          | 0             | 0             |              | 0.0                  | 0             | 0                 |
| Burglary                         | 38            | 56            | 47.4%        | 2.7                  | 9             | 0                 |
| Larceny-Theft Offenses           | 98            | 150           | 53.1%        | 7.4                  | 5             | 2                 |
| Motor Vehicle Theft              | 15            | 21            | 40.0%        | 1.0                  | 1             | 0                 |
| Arson                            | 1             | 2             | 100.0%       | 0.1                  | 2             | 1                 |
| Destruction of Property          | 77            | 116           | 50.6%        | 5.7                  | 8             | 0                 |
| Counterfeiting/Forgery           | 0             | 0             |              | 0.0                  | 1             | 0                 |
| Fraud Offenses                   | 3             | 4             | 33.3%        | 0.2                  | 0             | 0                 |
| Embezzlement                     | 0             | 0             |              | 0.0                  | 0             | 0                 |
| Extortion/Blackmail              | 1             | 0             | -100.0%      | 0.0                  | 0             | 0                 |
| Bribery                          | 0             | 0             |              | 0.0                  | 0             | 0                 |
| Stolen Property Offenses         | 1             | 5             | 400.0%       | 0.2                  | 6             | 0                 |
| Animal Cruelty                   | 0             | 0             |              | 0.0                  | 0             | 0                 |
| Drug/Narcotic Violations         | 14            | 27            | 92.9%        | 1.3                  | 24            | 0                 |
| Drug Equipment Violations        | 11            | 16            | 45.5%        | 0.8                  | 1             | 0                 |
| Gambling Offenses                | 0             | 0             |              | 0.0                  | 0             | 0                 |
| Pornography                      | 2             | 3             | 50.0%        | 0.1                  | 0             | 0                 |
| Prostitution Offenses            | 0             | 0             |              | 0.0                  | 0             | 0                 |
| Weapon Law Violations            | 5             | 7             | 40.0%        | 0.3                  | 0             | 0                 |
| <b>Grand Total</b>               | <b>348</b>    | <b>498</b>    | <b>43.1%</b> | <b>24.4</b>          | <b>109</b>    | <b>63</b>         |

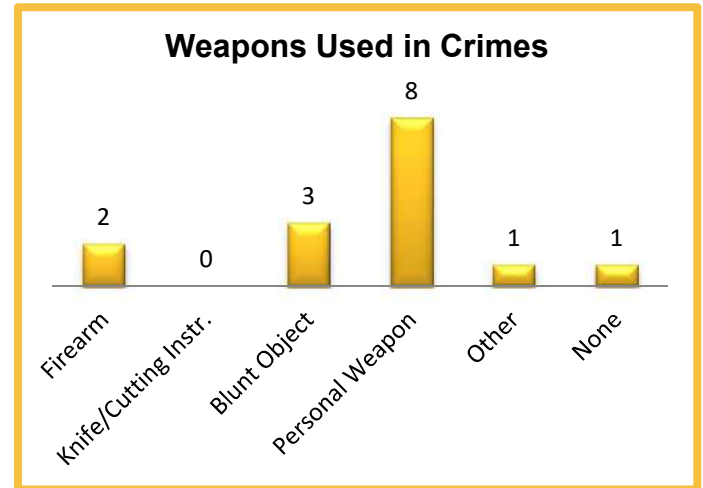
## 2017 Washington NIBRS Submission Agencies

Kittitas SO

Continued

### 2017 Group B Arrests

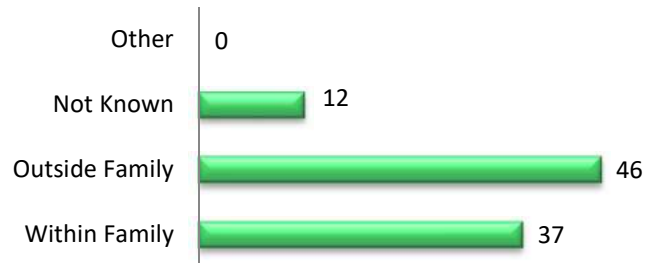
| Offense               | Adult     | Juvenile |
|-----------------------|-----------|----------|
| Bad Checks            | 0         | 0        |
| Curfew/Vagrancy       | 0         | 0        |
| Disorderly Conduct    | 0         | 0        |
| Drunkenness           | 0         | 0        |
| DUI                   | 73        | 1        |
| Family Offenses       | 0         | 0        |
| Liquor Law Violations | 1         | 0        |
| Peeping Tom           | 0         | 0        |
| Trespass              | 1         | 0        |
| All Other Offenses    | 24        | 2        |
| <b>Total</b>          | <b>99</b> | <b>3</b> |



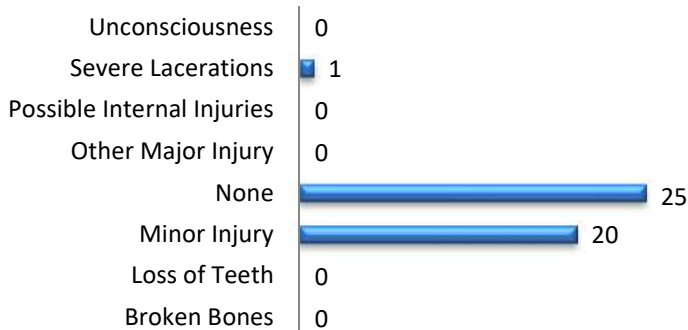
### Drug Offenses by Type

**No Drug Offenses by Type Reported**

### Relationship of Victim to Offender



### Domestic Violence Injuries



### 2017 Property Values by Type

| Type                 | Value              |
|----------------------|--------------------|
| Seized               | \$0                |
| Burned               | \$238,890          |
| Counterfeited/Forged | \$0                |
| Destroyed/Damaged    | \$98,427           |
| Recovered            | \$120,827          |
| Stolen               | \$668,418          |
| <b>Total</b>         | <b>\$1,126,562</b> |

## 2017 Washington NIBRS Submission Agencies

**Central WA University PD**

Kittitas County

Population: 0  
Months Reported: 12

### Offense Overview

Offense Total 197  
# of Cleared Offense 28  
Percent Cleared 14.2%

### Group A Arrest Overview

Arrest Total 31  
Adult Arrest Total 31  
Juvenile Arrest Total 0

| Group A Offenses                 | Reported 2016 | Reported 2017 | % of Change  | Crime Rate per 1,000 | Total Arrests | DV Offense Totals |
|----------------------------------|---------------|---------------|--------------|----------------------|---------------|-------------------|
| Murder                           | 0             | 0             |              | 0.0                  | 0             | 0                 |
| Manslaughter                     | 0             | 0             |              | 0.0                  | 0             | 0                 |
| Rape                             | 4             | 2             | -50.0%       | 0.0                  | 0             | 0                 |
| Sodomy                           | 0             | 3             |              | 0.0                  | 0             | 0                 |
| Sexual Assault w/Object          | 0             | 0             |              | 0.0                  | 0             | 0                 |
| Fondling                         | 2             | 0             | -100.0%      | 0.0                  | 0             | 0                 |
| Aggravated Assault               | 0             | 0             |              | 0.0                  | 0             | 0                 |
| Simple Assault                   | 1             | 2             | 100.0%       | 0.0                  | 0             | 0                 |
| Intimidation                     | 0             | 0             |              | 0.0                  | 0             | 0                 |
| Kidnapping                       | 0             | 0             |              | 0.0                  | 0             | 0                 |
| Incest                           | 0             | 0             |              | 0.0                  | 0             | 0                 |
| Statutory Rape                   | 0             | 0             |              | 0.0                  | 0             | 0                 |
| Human Trafficking Offenses       | 0             | 0             |              | 0.0                  | 0             | 0                 |
| Violation of No Contact/Protect. | 0             | 0             |              | 0.0                  | 0             | 0                 |
| Robbery                          | 0             | 0             |              | 0.0                  | 0             | 0                 |
| Burglary                         | 5             | 8             | 60.0%        | 0.0                  | 2             | 0                 |
| Larceny-Theft Offenses           | 103           | 118           | 14.6%        | 0.0                  | 8             | 0                 |
| Motor Vehicle Theft              | 0             | 3             |              | 0.0                  | 0             | 0                 |
| Arson                            | 0             | 0             |              | 0.0                  | 0             | 0                 |
| Destruction of Property          | 36            | 33            | -8.3%        | 0.0                  | 2             | 0                 |
| Counterfeiting/Forgery           | 0             | 2             |              | 0.0                  | 0             | 0                 |
| Fraud Offenses                   | 3             | 6             | 100.0%       | 0.0                  | 0             | 0                 |
| Embezzlement                     | 0             | 0             |              | 0.0                  | 0             | 0                 |
| Extortion/Blackmail              | 0             | 0             |              | 0.0                  | 0             | 0                 |
| Bribery                          | 0             | 0             |              | 0.0                  | 0             | 0                 |
| Stolen Property Offenses         | 0             | 0             |              | 0.0                  | 0             | 0                 |
| Animal Cruelty                   | 0             | 0             |              | 0.0                  | 0             | 0                 |
| Drug/Narcotic Violations         | 25            | 20            | -20.0%       | 0.0                  | 19            | 0                 |
| Drug Equipment Violations        | 0             | 0             |              | 0.0                  | 0             | 0                 |
| Gambling Offenses                | 0             | 0             |              | 0.0                  | 0             | 0                 |
| Pornography                      | 0             | 0             |              | 0.0                  | 0             | 0                 |
| Prostitution Offenses            | 0             | 0             |              | 0.0                  | 0             | 0                 |
| Weapon Law Violations            | 0             | 0             |              | 0.0                  | 0             | 0                 |
| <b>Grand Total</b>               | <b>179</b>    | <b>197</b>    | <b>10.1%</b> | <b>0.0</b>           | <b>31</b>     | <b>0</b>          |

## 2017 Washington NIBRS Submission Agencies

Central WA University PD

Continued

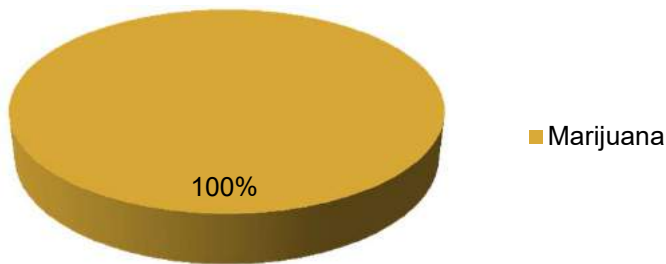
### 2017 Group B Arrests

| Offense               | Adult     | Juvenile |
|-----------------------|-----------|----------|
| Bad Checks            | 0         | 0        |
| Curfew/Vagrancy       | 0         | 0        |
| Disorderly Conduct    | 0         | 0        |
| Drunkenness           | 0         | 0        |
| DUI                   | 0         | 0        |
| Family Offenses       | 0         | 0        |
| Liquor Law Violations | 11        | 0        |
| Peeping Tom           | 0         | 0        |
| Trespass              | 0         | 0        |
| All Other Offenses    | 0         | 0        |
| <b>Total</b>          | <b>11</b> | <b>0</b> |

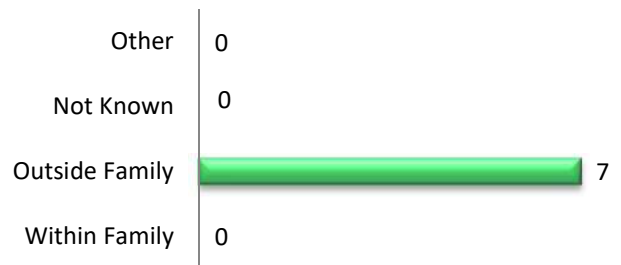
### Weapons Used in Crimes

No Weapons  
Reported

### Drug Offenses by Type



### Relationship of Victim to Offender



### Domestic Violence Injuries

No Domestic Violence  
Injuries Reported

### 2017 Property Values by Type

| Type                 | Value           |
|----------------------|-----------------|
| Seized               | \$0             |
| Burned               | \$0             |
| Counterfeited/Forged | \$1,531         |
| Destroyed/Damaged    | \$6,540         |
| Recovered            | \$2,520         |
| Stolen               | \$63,956        |
| <b>Total</b>         | <b>\$74,547</b> |

## 2017 Washington NIBRS Submission Agencies

**Cle Elum PD**

Kittitas County

Population: 3,295  
Months Reported: 12

### Offense Overview

Offense Total 215  
# of Cleared Offense 64  
Percent Cleared 29.8%

### Group A Arrest Overview

Arrest Total 51  
Adult Arrest Total 51  
Juvenile Arrest Total 0

| Group A Offenses                 | Reported 2016 | Reported 2017 | % of Change  | Crime Rate per 1,000 | Total Arrests | DV Offense Totals |
|----------------------------------|---------------|---------------|--------------|----------------------|---------------|-------------------|
| Murder                           | 0             | 0             |              | 0.0                  | 0             | 0                 |
| Manslaughter                     | 0             | 0             |              | 0.0                  | 0             | 0                 |
| Rape                             | 1             | 1             | 0.0%         | 0.3                  | 1             | 0                 |
| Sodomy                           | 0             | 0             |              | 0.0                  | 0             | 0                 |
| Sexual Assault w/Object          | 0             | 0             |              | 0.0                  | 0             | 0                 |
| Fondling                         | 1             | 1             | 0.0%         | 0.3                  | 0             | 0                 |
| Aggravated Assault               | 3             | 5             | 66.7%        | 1.5                  | 2             | 3                 |
| Simple Assault                   | 19            | 37            | 94.7%        | 11.2                 | 17            | 18                |
| Intimidation                     | 0             | 3             |              | 0.9                  | 3             | 3                 |
| Kidnapping                       | 0             | 0             |              | 0.0                  | 0             | 0                 |
| Incest                           | 0             | 0             |              | 0.0                  | 0             | 0                 |
| Statutory Rape                   | 0             | 0             |              | 0.0                  | 0             | 0                 |
| Human Trafficking Offenses       | 0             | 0             |              | 0.0                  | 0             | 0                 |
| Violation of No Contact/Protect. | 14            | 15            | 7.1%         | 4.6                  | 5             | 8                 |
| Robbery                          | 1             | 2             | 100.0%       | 0.6                  | 0             | 0                 |
| Burglary                         | 25            | 17            | -32.0%       | 5.2                  | 2             | 0                 |
| Larceny-Theft Offenses           | 59            | 74            | 25.4%        | 22.5                 | 14            | 1                 |
| Motor Vehicle Theft              | 5             | 3             | -40.0%       | 0.9                  | 0             | 0                 |
| Arson                            | 0             | 0             |              | 0.0                  | 0             | 0                 |
| Destruction of Property          | 35            | 36            | 2.9%         | 10.9                 | 3             | 0                 |
| Counterfeiting/Forgery           | 5             | 2             | -60.0%       | 0.6                  | 0             | 0                 |
| Fraud Offenses                   | 3             | 3             | 0.0%         | 0.9                  | 0             | 0                 |
| Embezzlement                     | 0             | 0             |              | 0.0                  | 0             | 0                 |
| Extortion/Blackmail              | 0             | 0             |              | 0.0                  | 0             | 0                 |
| Bribery                          | 0             | 0             |              | 0.0                  | 0             | 0                 |
| Stolen Property Offenses         | 4             | 4             | 0.0%         | 1.2                  | 1             | 0                 |
| Animal Cruelty                   | 0             | 0             |              | 0.0                  | 0             | 0                 |
| Drug/Narcotic Violations         | 3             | 7             | 133.3%       | 2.1                  | 3             | 0                 |
| Drug Equipment Violations        | 1             | 3             | 200.0%       | 0.9                  | 0             | 0                 |
| Gambling Offenses                | 0             | 0             |              | 0.0                  | 0             | 0                 |
| Pornography                      | 0             | 0             |              | 0.0                  | 0             | 0                 |
| Prostitution Offenses            | 0             | 0             |              | 0.0                  | 0             | 0                 |
| Weapon Law Violations            | 6             | 2             | -66.7%       | 0.6                  | 0             | 0                 |
| <b>Grand Total</b>               | <b>185</b>    | <b>215</b>    | <b>16.2%</b> | <b>65.3</b>          | <b>51</b>     | <b>33</b>         |

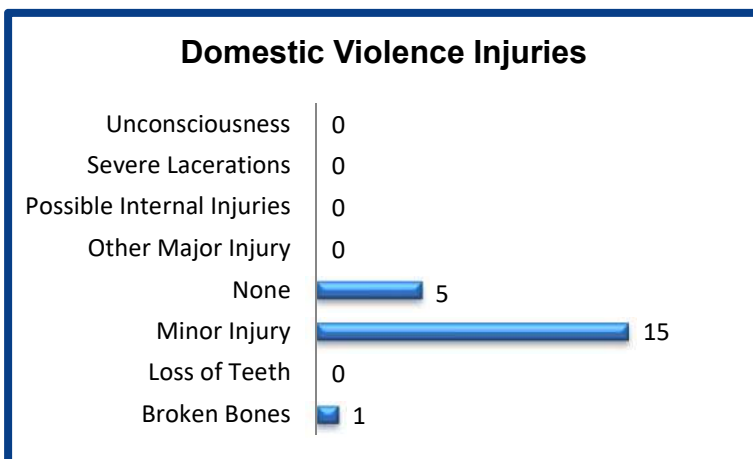
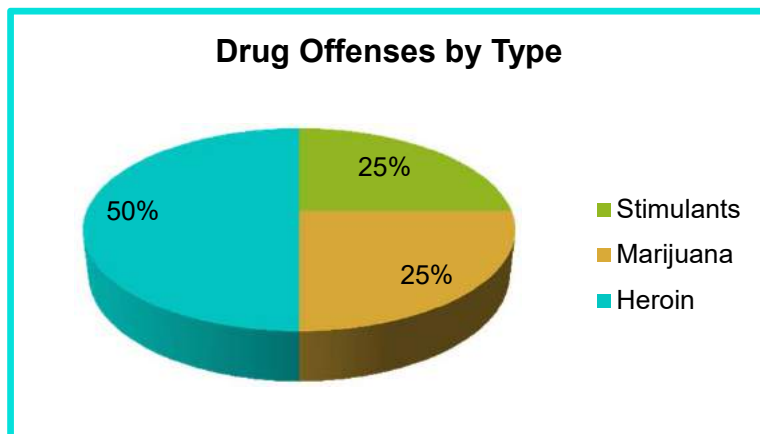
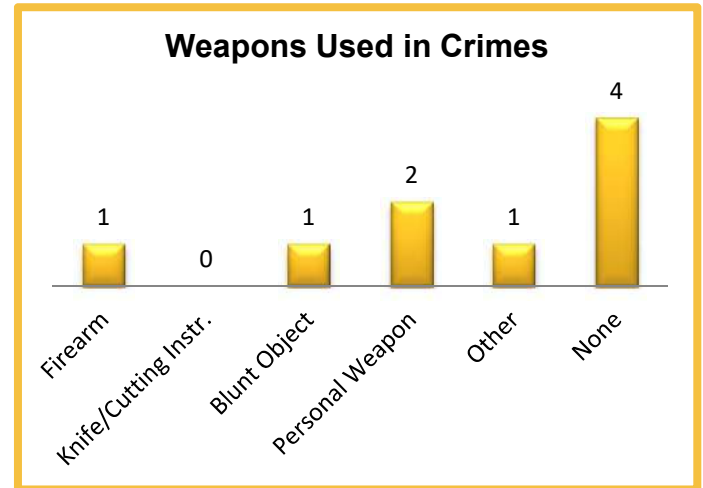
## 2017 Washington NIBRS Submission Agencies

Cle Elum PD

Continued

### 2017 Group B Arrests

| Offense               | Adult     | Juvenile |
|-----------------------|-----------|----------|
| Bad Checks            | 0         | 0        |
| Curfew/Vagrancy       | 0         | 0        |
| Disorderly Conduct    | 1         | 0        |
| Drunkenness           | 0         | 0        |
| DUI                   | 10        | 0        |
| Family Offenses       | 0         | 0        |
| Liquor Law Violations | 1         | 1        |
| Peeping Tom           | 0         | 0        |
| Trespass              | 2         | 0        |
| All Other Offenses    | 5         | 0        |
| <b>Total</b>          | <b>19</b> | <b>1</b> |



### 2017 Property Values by Type

| Type                 | Value            |
|----------------------|------------------|
| Seized               | \$5,076          |
| Burned               | \$0              |
| Counterfeited/Forged | \$0              |
| Destroyed/Damaged    | \$42,927         |
| Recovered            | \$41,965         |
| Stolen               | \$119,524        |
| <b>Total</b>         | <b>\$209,492</b> |

## 2017 Washington NIBRS Submission Agencies

**Ellensburg PD**

Kittitas County

Population: 19,550  
Months Reported: 12

### Offense Overview

Offense Total 1,428  
# of Cleared Offense 539  
Percent Cleared 37.7%

### Group A Arrest Overview

Arrest Total 458  
Adult Arrest Total 403  
Juvenile Arrest Total 55

| Group A Offenses                 | Reported 2016 | Reported 2017 | % of Change   | Crime Rate per 1,000 | Total Arrests | DV Offense Totals |
|----------------------------------|---------------|---------------|---------------|----------------------|---------------|-------------------|
| Murder                           | 0             | 1             |               | 0.1                  | 1             | 1                 |
| Manslaughter                     | 0             | 0             |               | 0.0                  | 0             | 0                 |
| Rape                             | 9             | 11            | 22.2%         | 0.6                  | 4             | 1                 |
| Sodomy                           | 0             | 0             |               | 0.0                  | 0             | 0                 |
| Sexual Assault w/Object          | 0             | 0             |               | 0.0                  | 0             | 0                 |
| Fondling                         | 5             | 7             | 40.0%         | 0.4                  | 2             | 0                 |
| Aggravated Assault               | 17            | 16            | -5.9%         | 0.8                  | 7             | 7                 |
| Simple Assault                   | 198           | 177           | -10.6%        | 9.1                  | 124           | 99                |
| Intimidation                     | 14            | 8             | -42.9%        | 0.4                  | 3             | 1                 |
| Kidnapping                       | 0             | 1             |               | 0.1                  | 1             | 0                 |
| Incest                           | 0             | 0             |               | 0.0                  | 0             | 0                 |
| Statutory Rape                   | 0             | 0             |               | 0.0                  | 0             | 0                 |
| Human Trafficking Offenses       | 0             | 0             |               | 0.0                  | 0             | 0                 |
| Violation of No Contact/Protect. | 107           | 73            | -31.8%        | 3.7                  | 48            | 50                |
| Robbery                          | 6             | 4             | -33.3%        | 0.2                  | 4             | 0                 |
| Burglary                         | 89            | 64            | -28.1%        | 3.3                  | 7             | 3                 |
| Larceny-Theft Offenses           | 540           | 471           | -12.8%        | 24.1                 | 100           | 1                 |
| Motor Vehicle Theft              | 42            | 50            | 19.0%         | 2.6                  | 7             | 0                 |
| Arson                            | 2             | 3             | 50.0%         | 0.2                  | 0             | 0                 |
| Destruction of Property          | 258           | 247           | -4.3%         | 12.6                 | 22            | 0                 |
| Counterfeiting/Forgery           | 17            | 23            | 35.3%         | 1.2                  | 2             | 0                 |
| Fraud Offenses                   | 73            | 69            | -5.5%         | 3.5                  | 5             | 0                 |
| Embezzlement                     | 0             | 2             |               | 0.1                  | 1             | 0                 |
| Extortion/Blackmail              | 1             | 1             | 0.0%          | 0.1                  | 1             | 0                 |
| Bribery                          | 0             | 0             |               | 0.0                  | 0             | 0                 |
| Stolen Property Offenses         | 14            | 23            | 64.3%         | 1.2                  | 16            | 0                 |
| Animal Cruelty                   | 0             | 0             |               | 0.0                  | 0             | 0                 |
| Drug/Narcotic Violations         | 130           | 120           | -7.7%         | 6.1                  | 93            | 0                 |
| Drug Equipment Violations        | 34            | 34            | 0.0%          | 1.7                  | 3             | 0                 |
| Gambling Offenses                | 0             | 0             |               | 0.0                  | 0             | 0                 |
| Pornography                      | 10            | 5             | -50.0%        | 0.3                  | 1             | 0                 |
| Prostitution Offenses            | 0             | 0             |               | 0.0                  | 0             | 0                 |
| Weapon Law Violations            | 25            | 18            | -28.0%        | 0.9                  | 6             | 0                 |
| <b>Grand Total</b>               | <b>1,591</b>  | <b>1,428</b>  | <b>-10.2%</b> | <b>73.0</b>          | <b>458</b>    | <b>163</b>        |

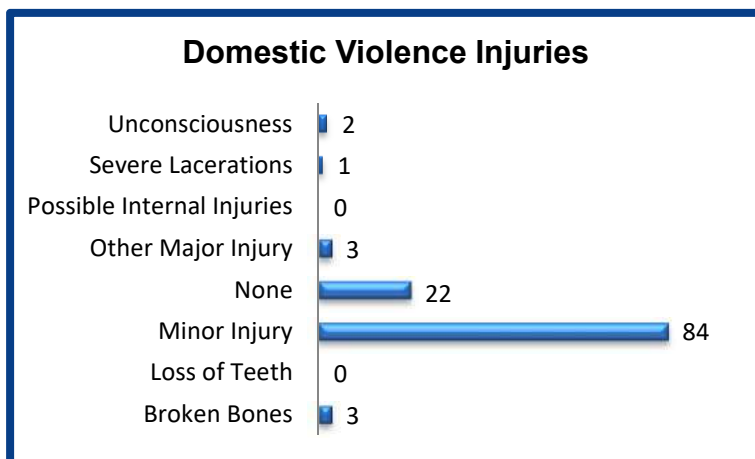
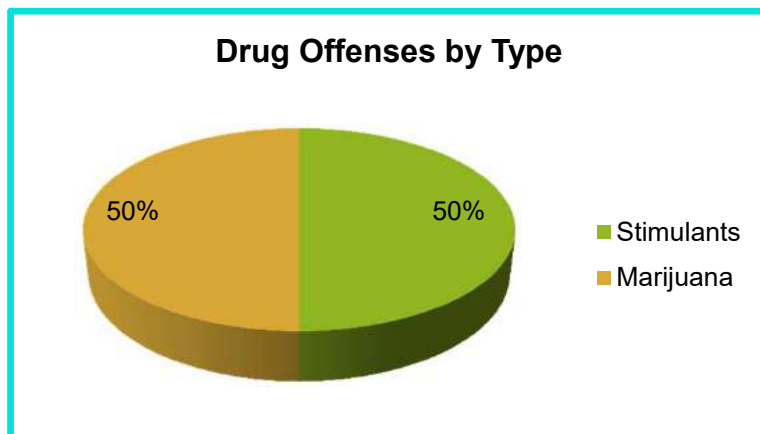
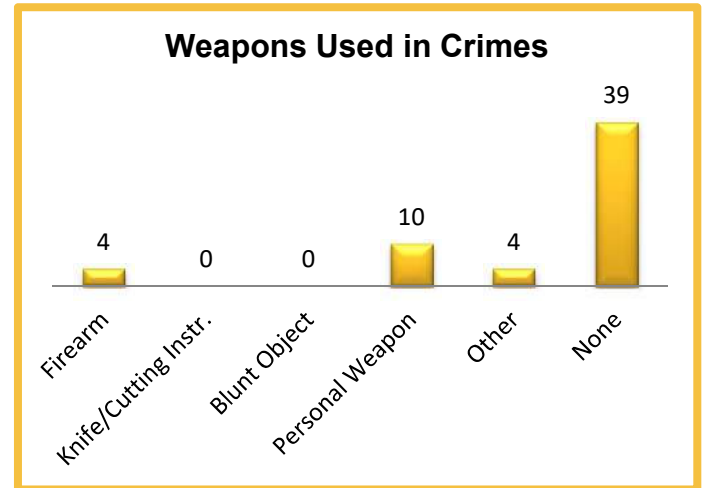
## 2017 Washington NIBRS Submission Agencies

Ellensburg PD

Continued

### 2017 Group B Arrests

| Offense               | Adult      | Juvenile  |
|-----------------------|------------|-----------|
| Bad Checks            | 1          | 0         |
| Curfew/Vagrancy       | 0          | 0         |
| Disorderly Conduct    | 87         | 2         |
| Drunkenness           | 0          | 0         |
| DUI                   | 127        | 2         |
| Family Offenses       | 0          | 0         |
| Liquor Law Violations | 98         | 5         |
| Peeping Tom           | 0          | 0         |
| Trespass              | 18         | 1         |
| All Other Offenses    | 36         | 3         |
| <b>Total</b>          | <b>367</b> | <b>13</b> |



### 2017 Property Values by Type

| Type                 | Value              |
|----------------------|--------------------|
| Seized               | \$1,106            |
| Burned               | \$25,104           |
| Counterfeited/Forged | \$1,453            |
| Destroyed/Damaged    | \$122,312          |
| Recovered            | \$213,219          |
| Stolen               | \$1,133,053        |
| <b>Total</b>         | <b>\$1,496,247</b> |

## 2017 Washington NIBRS Submission Agencies

**Kittitas PD**

Kittitas County

Population: 1,500  
Months Reported: 9

**Offense Overview**

Offense Total 13  
# of Cleared Offense 2  
Percent Cleared 15.4%

**Group A Arrest Overview**

Arrest Total 1  
Adult Arrest Total 1  
Juvenile Arrest Total 0

| Group A Offenses                 | Reported 2016 | Reported 2017 | % of Change* | Crime Rate per 1,000 | Total Arrests | DV Offense Totals |
|----------------------------------|---------------|---------------|--------------|----------------------|---------------|-------------------|
| Murder                           | 0             | 0             |              | 0.0                  | 0             | 0                 |
| Manslaughter                     | 0             | 0             |              | 0.0                  | 0             | 0                 |
| Rape                             | 0             | 0             |              | 0.0                  | 0             | 0                 |
| Sodomy                           | 0             | 0             |              | 0.0                  | 0             | 0                 |
| Sexual Assault w/Object          | 0             | 0             |              | 0.0                  | 0             | 0                 |
| Fondling                         | 0             | 0             |              | 0.0                  | 0             | 0                 |
| Aggravated Assault               | 0             | 0             |              | 0.0                  | 0             | 0                 |
| Simple Assault                   | 5             | 2             |              | 1.3                  | 1             | 1                 |
| Intimidation                     | 1             | 0             |              | 0.0                  | 0             | 0                 |
| Kidnapping                       | 0             | 0             |              | 0.0                  | 0             | 0                 |
| Incest                           | 0             | 0             |              | 0.0                  | 0             | 0                 |
| Statutory Rape                   | 0             | 0             |              | 0.0                  | 0             | 0                 |
| Human Trafficking Offenses       | 0             | 0             |              | 0.0                  | 0             | 0                 |
| Violation of No Contact/Protect. | 0             | 0             |              | 0.0                  | 0             | 0                 |
| Robbery                          | 0             | 0             |              | 0.0                  | 0             | 0                 |
| Burglary                         | 2             | 1             |              | 0.7                  | 0             | 0                 |
| Larceny-Theft Offenses           | 12            | 8             |              | 5.3                  | 0             | 0                 |
| Motor Vehicle Theft              | 5             | 0             |              | 0.0                  | 0             | 0                 |
| Arson                            | 0             | 0             |              | 0.0                  | 0             | 0                 |
| Destruction of Property          | 5             | 2             |              | 1.3                  | 0             | 0                 |
| Counterfeiting/Forgery           | 1             | 0             |              | 0.0                  | 0             | 0                 |
| Fraud Offenses                   | 0             | 0             |              | 0.0                  | 0             | 0                 |
| Embezzlement                     | 0             | 0             |              | 0.0                  | 0             | 0                 |
| Extortion/Blackmail              | 0             | 0             |              | 0.0                  | 0             | 0                 |
| Bribery                          | 0             | 0             |              | 0.0                  | 0             | 0                 |
| Stolen Property Offenses         | 0             | 0             |              | 0.0                  | 0             | 0                 |
| Animal Cruelty                   | 0             | 0             |              | 0.0                  | 0             | 0                 |
| Drug/Narcotic Violations         | 0             | 0             |              | 0.0                  | 0             | 0                 |
| Drug Equipment Violations        | 0             | 0             |              | 0.0                  | 0             | 0                 |
| Gambling Offenses                | 0             | 0             |              | 0.0                  | 0             | 0                 |
| Pornography                      | 0             | 0             |              | 0.0                  | 0             | 0                 |
| Prostitution Offenses            | 0             | 0             |              | 0.0                  | 0             | 0                 |
| Weapon Law Violations            | 0             | 0             |              | 0.0                  | 0             | 0                 |
| <b>Grand Total</b>               | <b>31</b>     | <b>13</b>     |              | <b>8.7</b>           | <b>1</b>      | <b>1</b>          |

\* Please see #10 in the NIBRS Individual Agency Page Table Legend on page 80

## 2017 Washington NIBRS Submission Agencies

Kittitas PD

Continued

### 2017 Group B Arrests

| Offense               | Adult    | Juvenile |
|-----------------------|----------|----------|
| Bad Checks            | 0        | 0        |
| Curfew/Vagrancy       | 0        | 0        |
| Disorderly Conduct    | 0        | 0        |
| Drunkenness           | 0        | 0        |
| DUI                   | 0        | 0        |
| Family Offenses       | 0        | 0        |
| Liquor Law Violations | 0        | 0        |
| Peeping Tom           | 0        | 0        |
| Trespass              | 0        | 0        |
| All Other Offenses    | 0        | 0        |
| <b>Total</b>          | <b>0</b> | <b>0</b> |

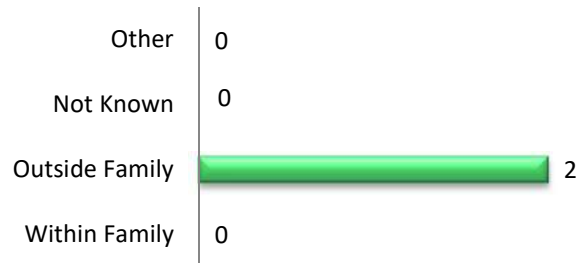
### Weapons Used in Crimes



### Drug Offenses by Type

**No Drug Offenses by Type Reported**

### Relationship of Victim to Offender



### Domestic Violence Injuries



### 2017 Property Values by Type

| Type                 | Value          |
|----------------------|----------------|
| Seized               | \$0            |
| Burned               | \$0            |
| Counterfeited/Forged | \$0            |
| Destroyed/Damaged    | \$1,600        |
| Recovered            | \$0            |
| Stolen               | \$2,850        |
| <b>Total</b>         | <b>\$4,450</b> |

## 2017 Washington NIBRS Submission Agencies

**Klickitat SO**

Klickitat County

Population: 14,955  
Months Reported: 12

**Offense Overview**

Offense Total 166  
# of Cleared Offense 28  
Percent Cleared 16.9%

**Group A Arrest Overview**

Arrest Total 13  
Adult Arrest Total 13  
Juvenile Arrest Total 0

| Group A Offenses                 | Reported 2016 | Reported 2017 | % of Change   | Crime Rate per 1,000 | Total Arrests | DV Offense Totals |
|----------------------------------|---------------|---------------|---------------|----------------------|---------------|-------------------|
| Murder                           | 2             | 0             | -100.0%       | 0.0                  | 0             | 0                 |
| Manslaughter                     | 0             | 0             |               | 0.0                  | 0             | 0                 |
| Rape                             | 2             | 0             | -100.0%       | 0.0                  | 0             | 0                 |
| Sodomy                           | 0             | 0             |               | 0.0                  | 0             | 0                 |
| Sexual Assault w/Object          | 0             | 0             |               | 0.0                  | 0             | 0                 |
| Fondling                         | 8             | 6             | -25.0%        | 0.4                  | 1             | 1                 |
| Aggravated Assault               | 4             | 3             | -25.0%        | 0.2                  | 0             | 2                 |
| Simple Assault                   | 81            | 42            | -48.1%        | 2.8                  | 5             | 34                |
| Intimidation                     | 0             | 0             |               | 0.0                  | 0             | 0                 |
| Kidnapping                       | 0             | 2             |               | 0.1                  | 0             | 2                 |
| Incest                           | 0             | 0             |               | 0.0                  | 0             | 0                 |
| Statutory Rape                   | 0             | 0             |               | 0.0                  | 0             | 0                 |
| Human Trafficking Offenses       | 0             | 0             |               | 0.0                  | 0             | 0                 |
| Violation of No Contact/Protect. | 19            | 8             | -57.9%        | 0.5                  | 0             | 6                 |
| Robbery                          | 0             | 1             |               | 0.1                  | 1             | 0                 |
| Burglary                         | 47            | 42            | -10.6%        | 2.8                  | 0             | 1                 |
| Larceny-Theft Offenses           | 28            | 14            | -50.0%        | 0.9                  | 1             | 0                 |
| Motor Vehicle Theft              | 11            | 8             | -27.3%        | 0.5                  | 0             | 0                 |
| Arson                            | 0             | 0             |               | 0.0                  | 0             | 0                 |
| Destruction of Property          | 8             | 9             | 12.5%         | 0.6                  | 0             | 0                 |
| Counterfeiting/Forgery           | 1             | 0             | -100.0%       | 0.0                  | 0             | 0                 |
| Fraud Offenses                   | 6             | 1             | -83.3%        | 0.1                  | 0             | 0                 |
| Embezzlement                     | 0             | 0             |               | 0.0                  | 0             | 0                 |
| Extortion/Blackmail              | 0             | 0             |               | 0.0                  | 0             | 0                 |
| Bribery                          | 0             | 0             |               | 0.0                  | 0             | 0                 |
| Stolen Property Offenses         | 0             | 1             |               | 0.1                  | 1             | 0                 |
| Animal Cruelty                   | 0             | 0             |               | 0.0                  | 0             | 0                 |
| Drug/Narcotic Violations         | 15            | 22            | 46.7%         | 1.5                  | 4             | 0                 |
| Drug Equipment Violations        | 0             | 0             |               | 0.0                  | 0             | 0                 |
| Gambling Offenses                | 0             | 0             |               | 0.0                  | 0             | 0                 |
| Pornography                      | 1             | 0             | -100.0%       | 0.0                  | 0             | 0                 |
| Prostitution Offenses            | 0             | 0             |               | 0.0                  | 0             | 0                 |
| Weapon Law Violations            | 10            | 7             | -30.0%        | 0.5                  | 0             | 0                 |
| <b>Grand Total</b>               | <b>243</b>    | <b>166</b>    | <b>-31.7%</b> | <b>11.1</b>          | <b>13</b>     | <b>46</b>         |

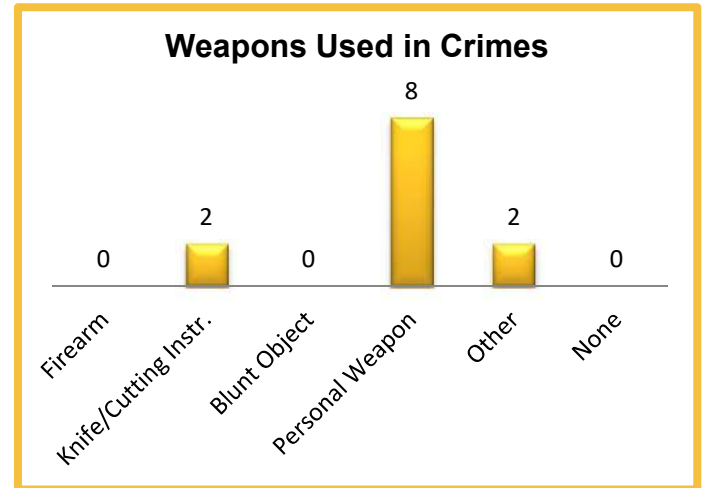
## 2017 Washington NIBRS Submission Agencies

Klickitat SO

Continued

### 2017 Group B Arrests

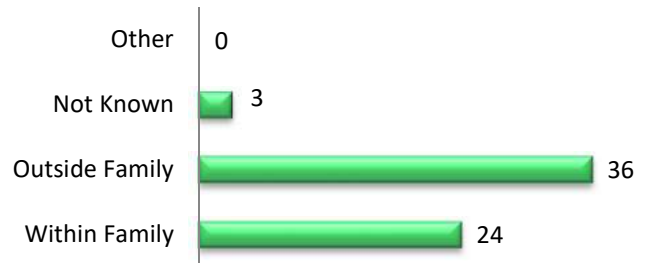
| Offense               | Adult      | Juvenile |
|-----------------------|------------|----------|
| Bad Checks            | 0          | 0        |
| Curfew/Vagrancy       | 0          | 0        |
| Disorderly Conduct    | 8          | 0        |
| Drunkenness           | 5          | 0        |
| DUI                   | 39         | 1        |
| Family Offenses       | 12         | 0        |
| Liquor Law Violations | 1          | 0        |
| Peeping Tom           | 0          | 0        |
| Trespass              | 13         | 0        |
| All Other Offenses    | 23         | 0        |
| <b>Total</b>          | <b>101</b> | <b>1</b> |



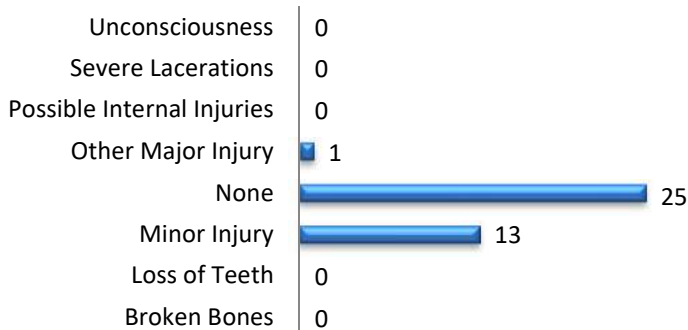
### Drug Offenses by Type

**No Drug Offenses by Type  
Reported**

### Relationship of Victim to Offender



### Domestic Violence Injuries



### 2017 Property Values by Type

| Type                 | Value            |
|----------------------|------------------|
| Seized               | \$0              |
| Burned               | \$0              |
| Counterfeited/Forged | \$0              |
| Destroyed/Damaged    | \$29,223         |
| Recovered            | \$26,520         |
| Stolen               | \$80,282         |
| <b>Total</b>         | <b>\$136,025</b> |

## 2017 Washington NIBRS Submission Agencies

**Bingen PD**

Klickitat County

Population: 735  
Months Reported: 12

**Offense Overview**

Offense Total 45  
# of Cleared Offense 17  
Percent Cleared 37.8%

**Group A Arrest Overview**

Arrest Total 18  
Adult Arrest Total 17  
Juvenile Arrest Total 1

| Group A Offenses                 | Reported 2016 | Reported 2017 | % of Change | Crime Rate per 1,000 | Total Arrests | DV Offense Totals |
|----------------------------------|---------------|---------------|-------------|----------------------|---------------|-------------------|
| Murder                           | 0             | 0             |             | 0.0                  | 0             | 0                 |
| Manslaughter                     | 0             | 0             |             | 0.0                  | 0             | 0                 |
| Rape                             | 0             | 0             |             | 0.0                  | 0             | 0                 |
| Sodomy                           | 0             | 0             |             | 0.0                  | 0             | 0                 |
| Sexual Assault w/Object          | 0             | 0             |             | 0.0                  | 0             | 0                 |
| Fondling                         | 2             | 0             | -100.0%     | 0.0                  | 0             | 0                 |
| Aggravated Assault               | 0             | 2             |             | 2.7                  | 1             | 0                 |
| Simple Assault                   | 8             | 6             | -25.0%      | 8.2                  | 6             | 3                 |
| Intimidation                     | 1             | 0             | -100.0%     | 0.0                  | 0             | 0                 |
| Kidnapping                       | 0             | 0             |             | 0.0                  | 0             | 0                 |
| Incest                           | 0             | 0             |             | 0.0                  | 0             | 0                 |
| Statutory Rape                   | 0             | 0             |             | 0.0                  | 0             | 0                 |
| Human Trafficking Offenses       | 0             | 0             |             | 0.0                  | 0             | 0                 |
| Violation of No Contact/Protect. | 4             | 0             | -100.0%     | 0.0                  | 0             | 0                 |
| Robbery                          | 0             | 1             |             | 1.4                  | 0             | 0                 |
| Burglary                         | 1             | 3             | 200.0%      | 4.1                  | 1             | 0                 |
| Larceny-Theft Offenses           | 11            | 14            | 27.3%       | 19.0                 | 4             | 0                 |
| Motor Vehicle Theft              | 3             | 1             | -66.7%      | 1.4                  | 0             | 0                 |
| Arson                            | 0             | 0             |             | 0.0                  | 0             | 0                 |
| Destruction of Property          | 12            | 13            | 8.3%        | 17.7                 | 3             | 0                 |
| Counterfeiting/Forgery           | 0             | 0             |             | 0.0                  | 0             | 0                 |
| Fraud Offenses                   | 1             | 1             | 0.0%        | 1.4                  | 0             | 0                 |
| Embezzlement                     | 0             | 0             |             | 0.0                  | 0             | 0                 |
| Extortion/Blackmail              | 0             | 0             |             | 0.0                  | 0             | 0                 |
| Bribery                          | 0             | 0             |             | 0.0                  | 0             | 0                 |
| Stolen Property Offenses         | 0             | 1             |             | 1.4                  | 0             | 0                 |
| Animal Cruelty                   | 0             | 0             |             | 0.0                  | 0             | 0                 |
| Drug/Narcotic Violations         | 0             | 2             |             | 2.7                  | 2             | 0                 |
| Drug Equipment Violations        | 0             | 0             |             | 0.0                  | 0             | 0                 |
| Gambling Offenses                | 0             | 0             |             | 0.0                  | 0             | 0                 |
| Pornography                      | 0             | 0             |             | 0.0                  | 0             | 0                 |
| Prostitution Offenses            | 0             | 0             |             | 0.0                  | 0             | 0                 |
| Weapon Law Violations            | 0             | 1             |             | 1.4                  | 1             | 0                 |
| <b>Grand Total</b>               | <b>43</b>     | <b>45</b>     | <b>4.7%</b> | <b>61.2</b>          | <b>18</b>     | <b>3</b>          |

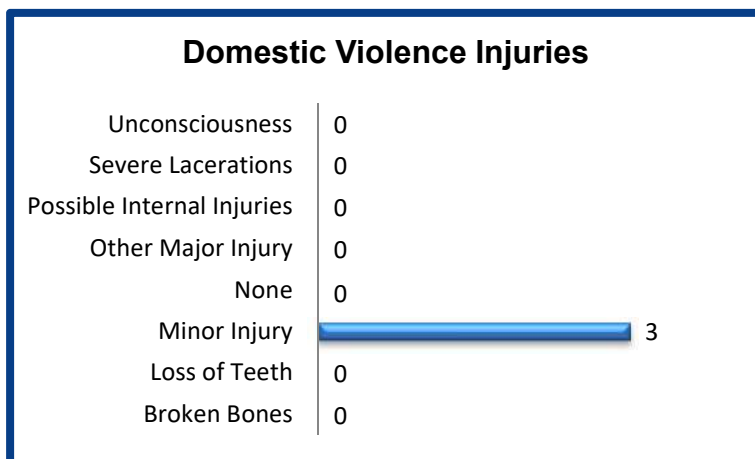
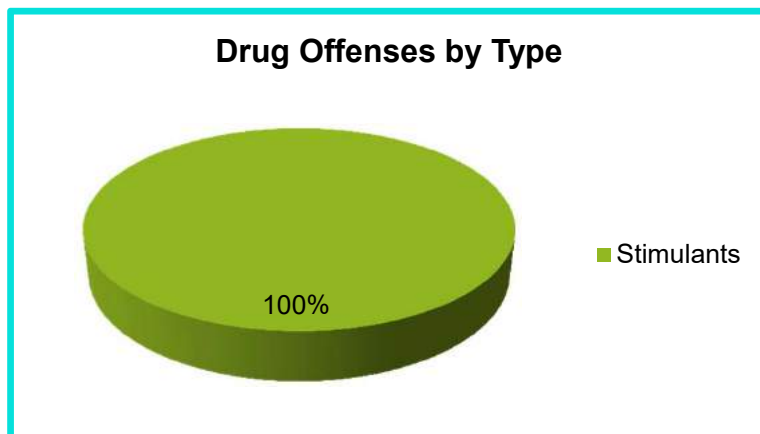
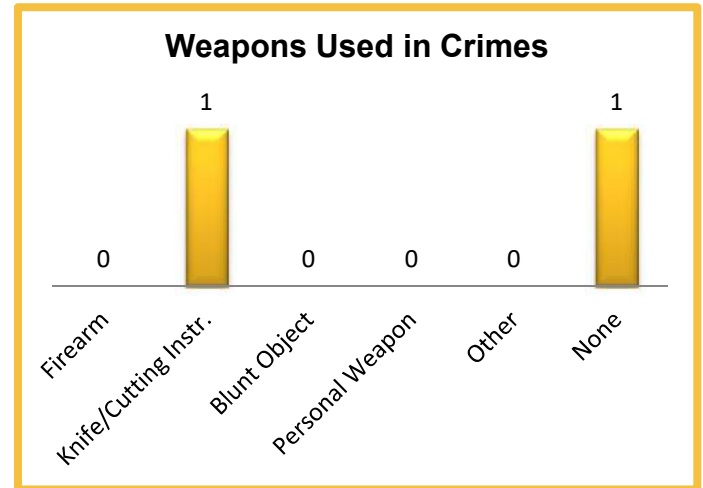
## 2017 Washington NIBRS Submission Agencies

Bingen PD

Continued

### 2017 Group B Arrests

| Offense               | Adult     | Juvenile |
|-----------------------|-----------|----------|
| Bad Checks            | 0         | 0        |
| Curfew/Vagrancy       | 0         | 0        |
| Disorderly Conduct    | 4         | 0        |
| Drunkenness           | 1         | 0        |
| DUI                   | 4         | 0        |
| Family Offenses       | 0         | 0        |
| Liquor Law Violations | 0         | 0        |
| Peeping Tom           | 0         | 0        |
| Trespass              | 1         | 0        |
| All Other Offenses    | 3         | 0        |
| <b>Total</b>          | <b>13</b> | <b>0</b> |



### 2017 Property Values by Type

| Type                 | Value          |
|----------------------|----------------|
| Seized               | \$0            |
| Burned               | \$0            |
| Counterfeited/Forged | \$0            |
| Destroyed/Damaged    | \$2,205        |
| Recovered            | \$1            |
| Stolen               | \$5,784        |
| <b>Total</b>         | <b>\$7,990</b> |

## 2017 Washington NIBRS Submission Agencies

**Goldendale PD**

Klickitat County

Population: 3,490  
Months Reported: 12

**Offense Overview**

Offense Total 267  
# of Cleared Offense 108  
Percent Cleared 40.4%

**Group A Arrest Overview**

Arrest Total 103  
Adult Arrest Total 84  
Juvenile Arrest Total 19

| Group A Offenses                 | Reported 2016 | Reported 2017 | % of Change  | Crime Rate per 1,000 | Total Arrests | DV Offense Totals |
|----------------------------------|---------------|---------------|--------------|----------------------|---------------|-------------------|
| Murder                           | 0             | 0             |              | 0.0                  | 0             | 0                 |
| Manslaughter                     | 0             | 0             |              | 0.0                  | 0             | 0                 |
| Rape                             | 2             | 0             | -100.0%      | 0.0                  | 0             | 0                 |
| Sodomy                           | 1             | 0             | -100.0%      | 0.0                  | 0             | 0                 |
| Sexual Assault w/Object          | 0             | 0             |              | 0.0                  | 0             | 0                 |
| Fondling                         | 0             | 1             |              | 0.3                  | 1             | 1                 |
| Aggravated Assault               | 7             | 7             | 0.0%         | 2.0                  | 3             | 4                 |
| Simple Assault                   | 38            | 47            | 23.7%        | 13.5                 | 36            | 28                |
| Intimidation                     | 0             | 0             |              | 0.0                  | 0             | 0                 |
| Kidnapping                       | 0             | 0             |              | 0.0                  | 0             | 0                 |
| Incest                           | 0             | 0             |              | 0.0                  | 0             | 0                 |
| Statutory Rape                   | 1             | 0             | -100.0%      | 0.0                  | 0             | 0                 |
| Human Trafficking Offenses       | 0             | 0             |              | 0.0                  | 0             | 0                 |
| Violation of No Contact/Protect. | 11            | 8             | -27.3%       | 2.3                  | 5             | 7                 |
| Robbery                          | 2             | 1             | -50.0%       | 0.3                  | 0             | 0                 |
| Burglary                         | 15            | 22            | 46.7%        | 6.3                  | 6             | 1                 |
| Larceny-Theft Offenses           | 102           | 100           | -2.0%        | 28.7                 | 25            | 2                 |
| Motor Vehicle Theft              | 5             | 9             | 80.0%        | 2.6                  | 1             | 1                 |
| Arson                            | 0             | 0             |              | 0.0                  | 0             | 0                 |
| Destruction of Property          | 34            | 61            | 79.4%        | 17.5                 | 8             | 0                 |
| Counterfeiting/Forgery           | 0             | 0             |              | 0.0                  | 0             | 0                 |
| Fraud Offenses                   | 1             | 0             | -100.0%      | 0.0                  | 0             | 0                 |
| Embezzlement                     | 0             | 0             |              | 0.0                  | 0             | 0                 |
| Extortion/Blackmail              | 0             | 0             |              | 0.0                  | 0             | 0                 |
| Bribery                          | 0             | 0             |              | 0.0                  | 0             | 0                 |
| Stolen Property Offenses         | 1             | 0             | -100.0%      | 0.0                  | 0             | 0                 |
| Animal Cruelty                   | 0             | 0             |              | 0.0                  | 0             | 0                 |
| Drug/Narcotic Violations         | 4             | 10            | 150.0%       | 2.9                  | 17            | 0                 |
| Drug Equipment Violations        | 0             | 0             |              | 0.0                  | 0             | 0                 |
| Gambling Offenses                | 0             | 0             |              | 0.0                  | 0             | 0                 |
| Pornography                      | 0             | 0             |              | 0.0                  | 0             | 0                 |
| Prostitution Offenses            | 0             | 0             |              | 0.0                  | 0             | 0                 |
| Weapon Law Violations            | 1             | 1             | 0.0%         | 0.3                  | 1             | 0                 |
| <b>Grand Total</b>               | <b>225</b>    | <b>267</b>    | <b>18.7%</b> | <b>76.5</b>          | <b>103</b>    | <b>44</b>         |

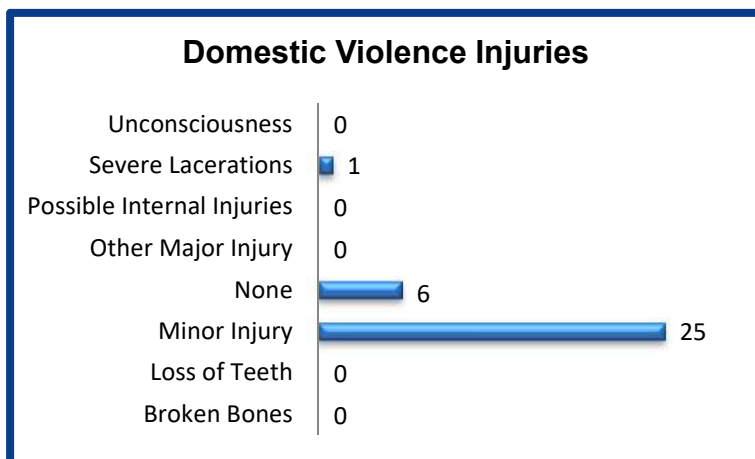
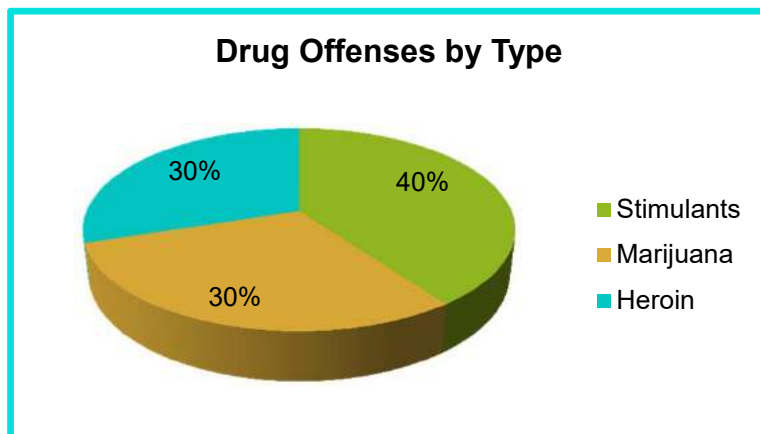
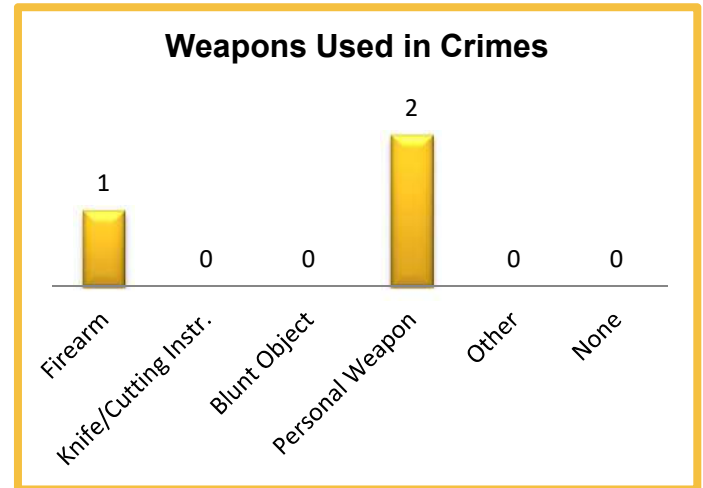
## 2017 Washington NIBRS Submission Agencies

Goldendale PD

Continued

### 2017 Group B Arrests

| Offense               | Adult     | Juvenile |
|-----------------------|-----------|----------|
| Bad Checks            | 0         | 0        |
| Curfew/Vagrancy       | 0         | 0        |
| Disorderly Conduct    | 10        | 3        |
| Drunkenness           | 0         | 0        |
| DUI                   | 3         | 0        |
| Family Offenses       | 0         | 0        |
| Liquor Law Violations | 8         | 5        |
| Peeping Tom           | 0         | 0        |
| Trespass              | 4         | 0        |
| All Other Offenses    | 3         | 0        |
| <b>Total</b>          | <b>28</b> | <b>8</b> |



### 2017 Property Values by Type

| Type                 | Value            |
|----------------------|------------------|
| Seized               | \$0              |
| Burned               | \$0              |
| Counterfeited/Forged | \$0              |
| Destroyed/Damaged    | \$31,728         |
| Recovered            | \$16,604         |
| Stolen               | \$74,566         |
| <b>Total</b>         | <b>\$122,898</b> |

## 2017 Washington NIBRS Submission Agencies

**White Salmon PD**

Klickitat County

Population: 2,480  
Months Reported: 12

**Offense Overview**

Offense Total 61  
# of Cleared Offense 19  
Percent Cleared 31.1%

**Group A Arrest Overview**

Arrest Total 18  
Adult Arrest Total 14  
Juvenile Arrest Total 4

| Group A Offenses                 | Reported 2016 | Reported 2017 | % of Change   | Crime Rate per 1,000 | Total Arrests | DV Offense Totals |
|----------------------------------|---------------|---------------|---------------|----------------------|---------------|-------------------|
| Murder                           | 0             | 0             |               | 0.0                  | 0             | 0                 |
| Manslaughter                     | 0             | 0             |               | 0.0                  | 0             | 0                 |
| Rape                             | 0             | 0             |               | 0.0                  | 0             | 0                 |
| Sodomy                           | 1             | 0             | -100.0%       | 0.0                  | 0             | 0                 |
| Sexual Assault w/Object          | 0             | 0             |               | 0.0                  | 0             | 0                 |
| Fondling                         | 0             | 0             |               | 0.0                  | 0             | 0                 |
| Aggravated Assault               | 1             | 1             | 0.0%          | 0.4                  | 1             | 1                 |
| Simple Assault                   | 15            | 8             | -46.7%        | 3.2                  | 7             | 5                 |
| Intimidation                     | 4             | 0             | -100.0%       | 0.0                  | 0             | 0                 |
| Kidnapping                       | 0             | 0             |               | 0.0                  | 0             | 0                 |
| Incest                           | 0             | 0             |               | 0.0                  | 0             | 0                 |
| Statutory Rape                   | 0             | 0             |               | 0.0                  | 0             | 0                 |
| Human Trafficking Offenses       | 0             | 0             |               | 0.0                  | 0             | 0                 |
| Violation of No Contact/Protect. | 9             | 1             | -88.9%        | 0.4                  | 1             | 1                 |
| Robbery                          | 0             | 1             |               | 0.4                  | 0             | 0                 |
| Burglary                         | 3             | 4             | 33.3%         | 1.6                  | 0             | 1                 |
| Larceny-Theft Offenses           | 18            | 21            | 16.7%         | 8.5                  | 8             | 0                 |
| Motor Vehicle Theft              | 3             | 4             | 33.3%         | 1.6                  | 0             | 1                 |
| Arson                            | 0             | 0             |               | 0.0                  | 0             | 0                 |
| Destruction of Property          | 19            | 13            | -31.6%        | 5.2                  | 0             | 0                 |
| Counterfeiting/Forgery           | 1             | 1             | 0.0%          | 0.4                  | 0             | 0                 |
| Fraud Offenses                   | 4             | 5             | 25.0%         | 2.0                  | 0             | 0                 |
| Embezzlement                     | 0             | 0             |               | 0.0                  | 0             | 0                 |
| Extortion/Blackmail              | 0             | 0             |               | 0.0                  | 0             | 0                 |
| Bribery                          | 0             | 0             |               | 0.0                  | 0             | 0                 |
| Stolen Property Offenses         | 0             | 0             |               | 0.0                  | 0             | 0                 |
| Animal Cruelty                   | 0             | 0             |               | 0.0                  | 0             | 0                 |
| Drug/Narcotic Violations         | 2             | 2             | 0.0%          | 0.8                  | 1             | 0                 |
| Drug Equipment Violations        | 1             | 0             | -100.0%       | 0.0                  | 0             | 0                 |
| Gambling Offenses                | 0             | 0             |               | 0.0                  | 0             | 0                 |
| Pornography                      | 0             | 0             |               | 0.0                  | 0             | 0                 |
| Prostitution Offenses            | 0             | 0             |               | 0.0                  | 0             | 0                 |
| Weapon Law Violations            | 0             | 0             |               | 0.0                  | 0             | 0                 |
| <b>Grand Total</b>               | <b>81</b>     | <b>61</b>     | <b>-24.7%</b> | <b>24.6</b>          | <b>18</b>     | <b>9</b>          |

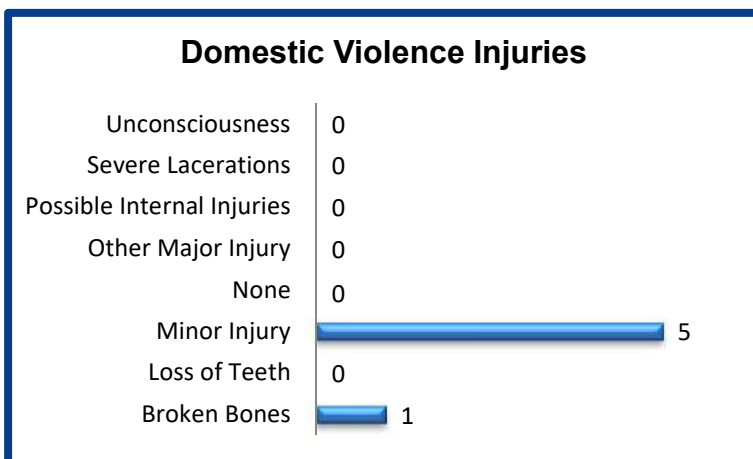
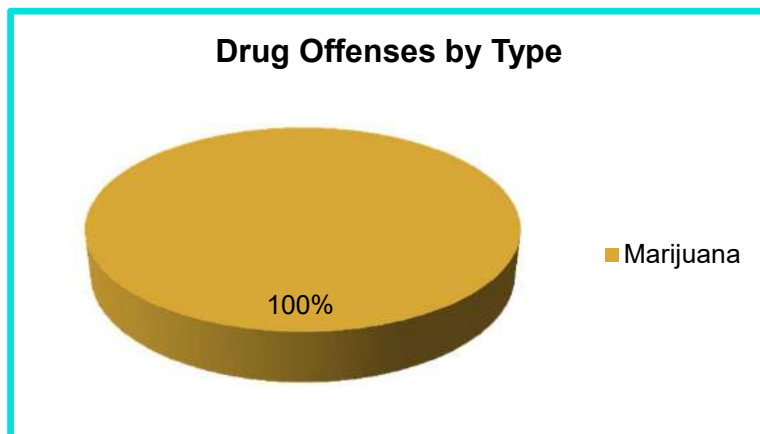
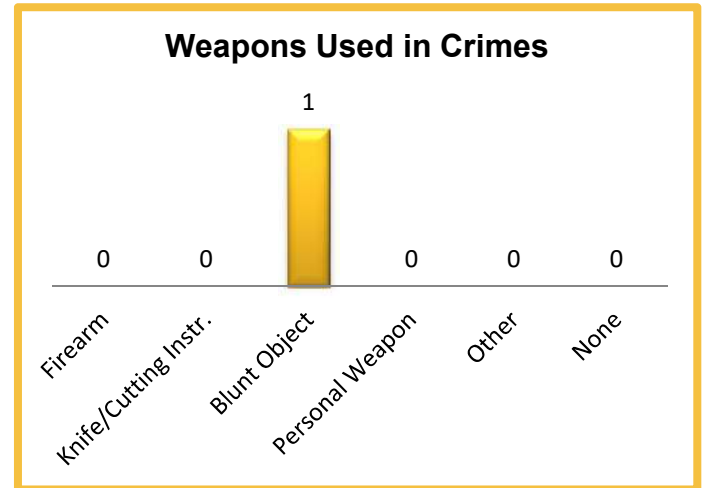
## 2017 Washington NIBRS Submission Agencies

White Salmon PD

Continued

### 2017 Group B Arrests

| Offense               | Adult     | Juvenile |
|-----------------------|-----------|----------|
| Bad Checks            | 0         | 0        |
| Curfew/Vagrancy       | 0         | 0        |
| Disorderly Conduct    | 3         | 0        |
| Drunkenness           | 0         | 0        |
| DUI                   | 11        | 0        |
| Family Offenses       | 0         | 0        |
| Liquor Law Violations | 0         | 0        |
| Peeping Tom           | 0         | 0        |
| Trespass              | 0         | 0        |
| All Other Offenses    | 7         | 0        |
| <b>Total</b>          | <b>21</b> | <b>0</b> |



### 2017 Property Values by Type

| Type                 | Value           |
|----------------------|-----------------|
| Seized               | \$0             |
| Burned               | \$0             |
| Counterfeited/Forged | \$50            |
| Destroyed/Damaged    | \$22,355        |
| Recovered            | \$0             |
| Stolen               | \$24,854        |
| <b>Total</b>         | <b>\$47,259</b> |

## 2017 Washington NIBRS Submission Agencies

**Lewis SO**

Lewis County

Population: 46,520  
Months Reported: 12

### Offense Overview

Offense Total 1,558  
# of Cleared Offense 797  
Percent Cleared 51.2%

### Group A Arrest Overview

Arrest Total 687  
Adult Arrest Total 590  
Juvenile Arrest Total 97

| Group A Offenses                 | Reported 2016 | Reported 2017 | % of Change  | Crime Rate per 1,000 | Total Arrests | DV Offense Totals |
|----------------------------------|---------------|---------------|--------------|----------------------|---------------|-------------------|
| Murder                           | 0             | 0             |              | 0.0                  | 0             | 0                 |
| Manslaughter                     | 0             | 0             |              | 0.0                  | 0             | 0                 |
| Rape                             | 8             | 8             | 0.0%         | 0.2                  | 5             | 2                 |
| Sodomy                           | 1             | 0             | -100.0%      | 0.0                  | 0             | 0                 |
| Sexual Assault w/Object          | 0             | 0             |              | 0.0                  | 0             | 0                 |
| Fondling                         | 17            | 11            | -35.3%       | 0.2                  | 7             | 8                 |
| Aggravated Assault               | 38            | 45            | 18.4%        | 1.0                  | 45            | 30                |
| Simple Assault                   | 193           | 188           | -2.6%        | 4.0                  | 176           | 147               |
| Intimidation                     | 38            | 33            | -13.2%       | 0.7                  | 23            | 18                |
| Kidnapping                       | 3             | 5             | 66.7%        | 0.1                  | 4             | 4                 |
| Incest                           | 1             | 0             | -100.0%      | 0.0                  | 0             | 0                 |
| Statutory Rape                   | 4             | 3             | -25.0%       | 0.1                  | 3             | 0                 |
| Human Trafficking Offenses       | 0             | 0             |              | 0.0                  | 0             | 0                 |
| Violation of No Contact/Protect. | 115           | 98            | -14.8%       | 2.1                  | 80            | 87                |
| Robbery                          | 1             | 2             | 100.0%       | 0.0                  | 1             | 2                 |
| Burglary                         | 188           | 215           | 14.4%        | 4.6                  | 45            | 8                 |
| Larceny-Theft Offenses           | 279           | 362           | 29.7%        | 7.8                  | 60            | 12                |
| Motor Vehicle Theft              | 50            | 52            | 4.0%         | 1.1                  | 16            | 5                 |
| Arson                            | 3             | 5             | 66.7%        | 0.1                  | 2             | 0                 |
| Destruction of Property          | 251           | 262           | 4.4%         | 5.6                  | 50            | 0                 |
| Counterfeiting/Forgery           | 13            | 11            | -15.4%       | 0.2                  | 2             | 0                 |
| Fraud Offenses                   | 26            | 39            | 50.0%        | 0.8                  | 10            | 0                 |
| Embezzlement                     | 0             | 0             |              | 0.0                  | 0             | 0                 |
| Extortion/Blackmail              | 0             | 0             |              | 0.0                  | 0             | 0                 |
| Bribery                          | 0             | 0             |              | 0.0                  | 0             | 0                 |
| Stolen Property Offenses         | 34            | 36            | 5.9%         | 0.8                  | 21            | 0                 |
| Animal Cruelty                   | 0             | 0             |              | 0.0                  | 0             | 0                 |
| Drug/Narcotic Violations         | 88            | 109           | 23.9%        | 2.3                  | 118           | 0                 |
| Drug Equipment Violations        | 30            | 44            | 46.7%        | 0.9                  | 1             | 0                 |
| Gambling Offenses                | 0             | 0             |              | 0.0                  | 0             | 0                 |
| Pornography                      | 11            | 5             | -54.5%       | 0.1                  | 7             | 0                 |
| Prostitution Offenses            | 0             | 0             |              | 0.0                  | 0             | 0                 |
| Weapon Law Violations            | 23            | 25            | 8.7%         | 0.5                  | 12            | 0                 |
| <b>Grand Total</b>               | <b>1,415</b>  | <b>1,558</b>  | <b>10.1%</b> | <b>33.5</b>          | <b>688</b>    | <b>323</b>        |

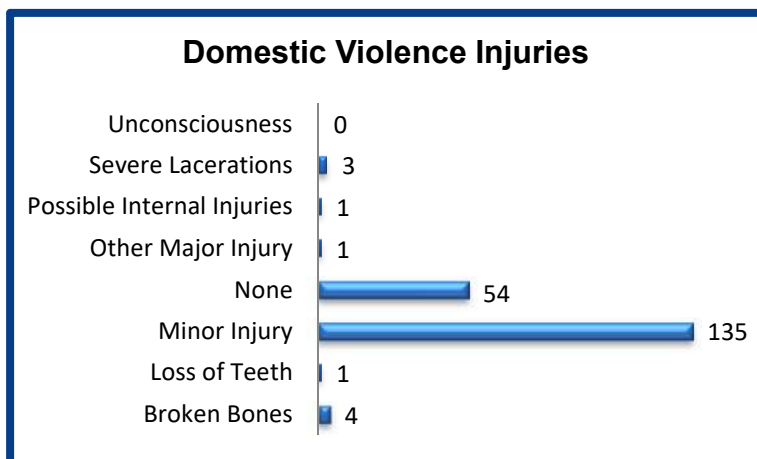
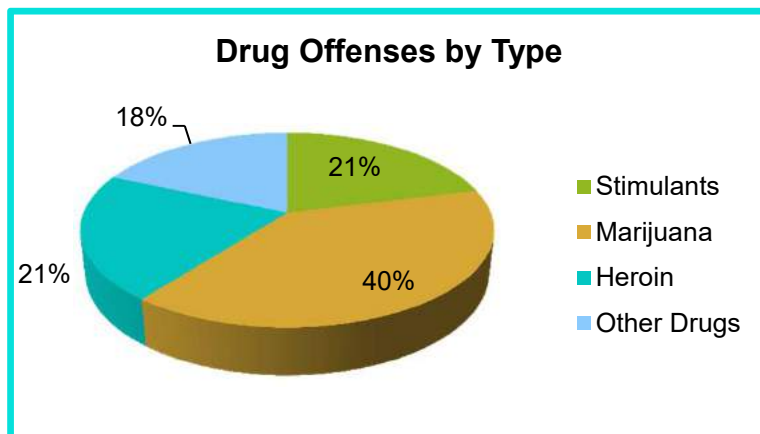
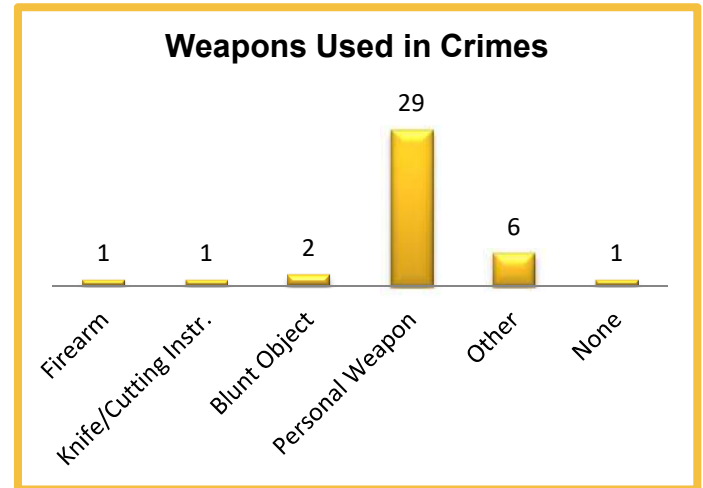
## 2017 Washington NIBRS Submission Agencies

Lewis SO

Continued

### 2017 Group B Arrests

| Offense               | Adult      | Juvenile  |
|-----------------------|------------|-----------|
| Bad Checks            | 1          | 0         |
| Curfew/Vagrancy       | 0          | 0         |
| Disorderly Conduct    | 1          | 0         |
| Drunkenness           | 0          | 0         |
| DUI                   | 124        | 0         |
| Family Offenses       | 0          | 0         |
| Liquor Law Violations | 15         | 15        |
| Peeping Tom           | 0          | 1         |
| Trespass              | 40         | 1         |
| All Other Offenses    | 147        | 2         |
| <b>Total</b>          | <b>328</b> | <b>19</b> |



### 2017 Property Values by Type

| Type                 | Value              |
|----------------------|--------------------|
| Seized               | \$54,970           |
| Burned               | \$7,750            |
| Counterfeited/Forged | \$196              |
| Destroyed/Damaged    | \$98,265           |
| Recovered            | \$334,373          |
| Stolen               | \$1,273,040        |
| <b>Total</b>         | <b>\$1,768,594</b> |

## 2017 Washington NIBRS Submission Agencies

**Centralia PD**

Lewis County

Population: 16,940  
Months Reported: 12

**Offense Overview**

Offense Total 1,963  
# of Cleared Offense 535  
Percent Cleared 27.3%

**Group A Arrest Overview**

Arrest Total 434  
Adult Arrest Total 401  
Juvenile Arrest Total 33

| Group A Offenses                 | Reported 2016 | Reported 2017 | % of Change | Crime Rate per 1,000 | Total Arrests | DV Offense Totals |
|----------------------------------|---------------|---------------|-------------|----------------------|---------------|-------------------|
| Murder                           | 1             | 0             | -100.0%     | 0.0                  | 0             | 0                 |
| Manslaughter                     | 0             | 1             |             | 0.1                  | 1             | 1                 |
| Rape                             | 6             | 17            | 183.3%      | 1.0                  | 1             | 3                 |
| Sodomy                           | 4             | 0             | -100.0%     | 0.0                  | 0             | 0                 |
| Sexual Assault w/Object          | 0             | 0             |             | 0.0                  | 0             | 0                 |
| Fondling                         | 19            | 27            | 42.1%       | 1.6                  | 1             | 16                |
| Aggravated Assault               | 35            | 42            | 20.0%       | 2.5                  | 37            | 13                |
| Simple Assault                   | 195           | 242           | 24.1%       | 14.3                 | 115           | 131               |
| Intimidation                     | 13            | 5             | -61.5%      | 0.3                  | 0             | 1                 |
| Kidnapping                       | 4             | 0             | -100.0%     | 0.0                  | 0             | 0                 |
| Incest                           | 0             | 1             |             | 0.1                  | 0             | 1                 |
| Statutory Rape                   | 1             | 0             | -100.0%     | 0.0                  | 0             | 0                 |
| Human Trafficking Offenses       | 0             | 0             |             | 0.0                  | 0             | 0                 |
| Violation of No Contact/Protect. | 64            | 56            | -12.5%      | 3.3                  | 8             | 45                |
| Robbery                          | 23            | 21            | -8.7%       | 1.2                  | 12            | 1                 |
| Burglary                         | 177           | 181           | 2.3%        | 10.7                 | 21            | 7                 |
| Larceny-Theft Offenses           | 736           | 753           | 2.3%        | 44.5                 | 85            | 3                 |
| Motor Vehicle Theft              | 117           | 115           | -1.7%       | 6.8                  | 6             | 1                 |
| Arson                            | 7             | 4             | -42.9%      | 0.2                  | 2             | 0                 |
| Destruction of Property          | 270           | 199           | -26.3%      | 11.7                 | 32            | 0                 |
| Counterfeiting/Forgery           | 43            | 52            | 20.9%       | 3.1                  | 12            | 0                 |
| Fraud Offenses                   | 42            | 31            | -26.2%      | 1.8                  | 4             | 0                 |
| Embezzlement                     | 0             | 1             |             | 0.1                  | 0             | 0                 |
| Extortion/Blackmail              | 0             | 2             |             | 0.1                  | 1             | 0                 |
| Bribery                          | 0             | 0             |             | 0.0                  | 0             | 0                 |
| Stolen Property Offenses         | 33            | 36            | 9.1%        | 2.1                  | 20            | 0                 |
| Animal Cruelty                   | 0             | 0             |             | 0.0                  | 0             | 0                 |
| Drug/Narcotic Violations         | 82            | 103           | 25.6%       | 6.1                  | 71            | 0                 |
| Drug Equipment Violations        | 36            | 58            | 61.1%       | 3.4                  | 0             | 0                 |
| Gambling Offenses                | 0             | 0             |             | 0.0                  | 0             | 0                 |
| Pornography                      | 4             | 5             | 25.0%       | 0.3                  | 1             | 0                 |
| Prostitution Offenses            | 0             | 0             |             | 0.0                  | 0             | 0                 |
| Weapon Law Violations            | 6             | 11            | 83.3%       | 0.6                  | 4             | 0                 |
| <b>Grand Total</b>               | <b>1,918</b>  | <b>1,963</b>  | <b>2.3%</b> | <b>115.9</b>         | <b>434</b>    | <b>223</b>        |

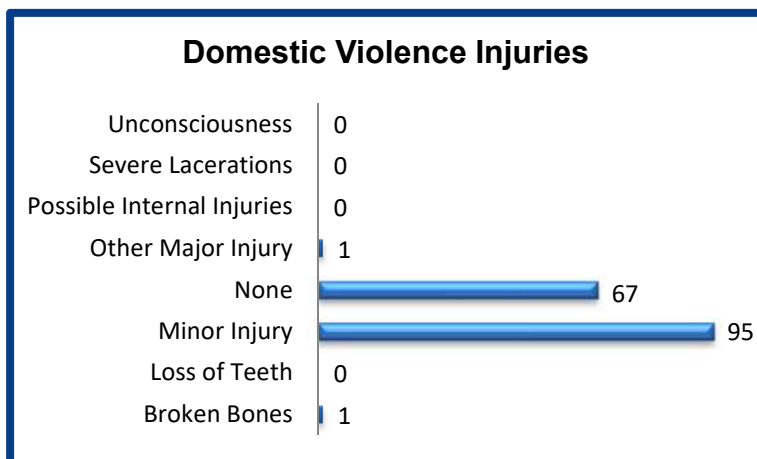
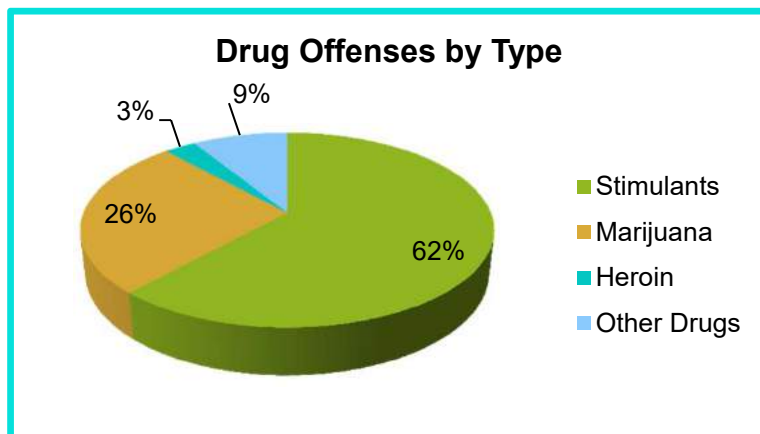
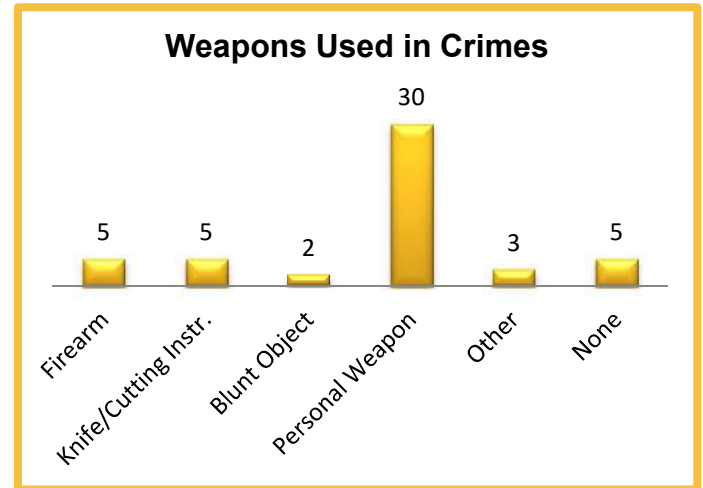
## 2017 Washington NIBRS Submission Agencies

Centralia PD

Continued

### 2017 Group B Arrests

| Offense               | Adult      | Juvenile  |
|-----------------------|------------|-----------|
| Bad Checks            | 0          | 0         |
| Curfew/Vagrancy       | 0          | 0         |
| Disorderly Conduct    | 8          | 1         |
| Drunkenness           | 0          | 0         |
| DUI                   | 46         | 1         |
| Family Offenses       | 0          | 0         |
| Liquor Law Violations | 7          | 2         |
| Peeping Tom           | 0          | 0         |
| Trespass              | 40         | 0         |
| All Other Offenses    | 838        | 8         |
| <b>Total</b>          | <b>939</b> | <b>12</b> |



### 2017 Property Values by Type

| Type                 | Value              |
|----------------------|--------------------|
| Seized               | \$618              |
| Burned               | \$264,011          |
| Counterfeited/Forged | \$19,699           |
| Destroyed/Damaged    | \$345,032          |
| Recovered            | \$227,622          |
| Stolen               | \$924,167          |
| <b>Total</b>         | <b>\$1,781,149</b> |

## 2017 Washington NIBRS Submission Agencies

**Chehalis PD**

Lewis County

Population: 7,500  
Months Reported: 12

**Offense Overview**

Offense Total 1,009  
# of Cleared Offense 466  
Percent Cleared 46.2%

**Group A Arrest Overview**

Arrest Total 434  
Adult Arrest Total 388  
Juvenile Arrest Total 46

| Group A Offenses                 | Reported 2016 | Reported 2017 | % of Change  | Crime Rate per 1,000 | Total Arrests | DV Offense Totals |
|----------------------------------|---------------|---------------|--------------|----------------------|---------------|-------------------|
| Murder                           | 0             | 0             |              | 0.0                  | 0             | 0                 |
| Manslaughter                     | 0             | 0             |              | 0.0                  | 0             | 0                 |
| Rape                             | 2             | 1             | -50.0%       | 0.1                  | 1             | 0                 |
| Sodomy                           | 0             | 0             |              | 0.0                  | 0             | 0                 |
| Sexual Assault w/Object          | 0             | 0             |              | 0.0                  | 0             | 0                 |
| Fondling                         | 3             | 5             | 66.7%        | 0.7                  | 1             | 0                 |
| Aggravated Assault               | 9             | 11            | 22.2%        | 1.5                  | 14            | 3                 |
| Simple Assault                   | 132           | 128           | -3.0%        | 17.1                 | 97            | 52                |
| Intimidation                     | 13            | 20            | 53.8%        | 2.7                  | 2             | 3                 |
| Kidnapping                       | 0             | 1             |              | 0.1                  | 1             | 1                 |
| Incest                           | 0             | 0             |              | 0.0                  | 0             | 0                 |
| Statutory Rape                   | 0             | 0             |              | 0.0                  | 0             | 0                 |
| Human Trafficking Offenses       | 0             | 0             |              | 0.0                  | 0             | 0                 |
| Violation of No Contact/Protect. | 25            | 36            | 44.0%        | 4.8                  | 12            | 30                |
| Robbery                          | 4             | 5             | 25.0%        | 0.7                  | 6             | 0                 |
| Burglary                         | 68            | 67            | -1.5%        | 8.9                  | 26            | 2                 |
| Larceny-Theft Offenses           | 518           | 443           | -14.5%       | 59.1                 | 189           | 0                 |
| Motor Vehicle Theft              | 38            | 32            | -15.8%       | 4.3                  | 4             | 0                 |
| Arson                            | 0             | 1             |              | 0.1                  | 0             | 0                 |
| Destruction of Property          | 127           | 124           | -2.4%        | 16.5                 | 24            | 0                 |
| Counterfeiting/Forgery           | 16            | 41            | 156.3%       | 5.5                  | 8             | 0                 |
| Fraud Offenses                   | 19            | 26            | 36.8%        | 3.5                  | 5             | 0                 |
| Embezzlement                     | 0             | 0             |              | 0.0                  | 0             | 0                 |
| Extortion/Blackmail              | 1             | 1             | 0.0%         | 0.1                  | 1             | 0                 |
| Bribery                          | 0             | 0             |              | 0.0                  | 0             | 0                 |
| Stolen Property Offenses         | 18            | 13            | -27.8%       | 1.7                  | 4             | 0                 |
| Animal Cruelty                   | 0             | 0             |              | 0.0                  | 0             | 0                 |
| Drug/Narcotic Violations         | 61            | 49            | -19.7%       | 6.5                  | 38            | 0                 |
| Drug Equipment Violations        | 4             | 3             | -25.0%       | 0.4                  | 0             | 0                 |
| Gambling Offenses                | 0             | 0             |              | 0.0                  | 0             | 0                 |
| Pornography                      | 2             | 1             | -50.0%       | 0.1                  | 0             | 0                 |
| Prostitution Offenses            | 0             | 0             |              | 0.0                  | 0             | 0                 |
| Weapon Law Violations            | 5             | 1             | -80.0%       | 0.1                  | 1             | 0                 |
| <b>Grand Total</b>               | <b>1,065</b>  | <b>1,009</b>  | <b>-5.3%</b> | <b>134.5</b>         | <b>434</b>    | <b>91</b>         |

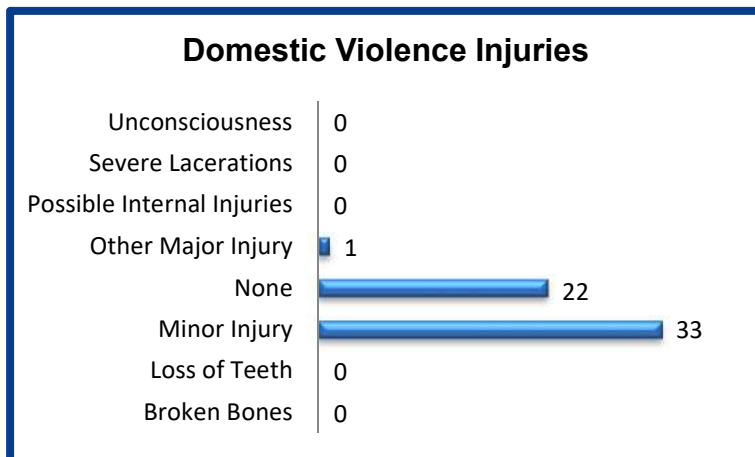
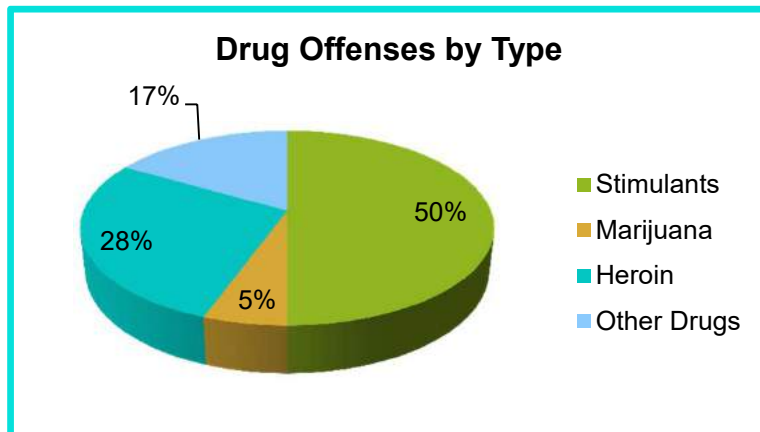
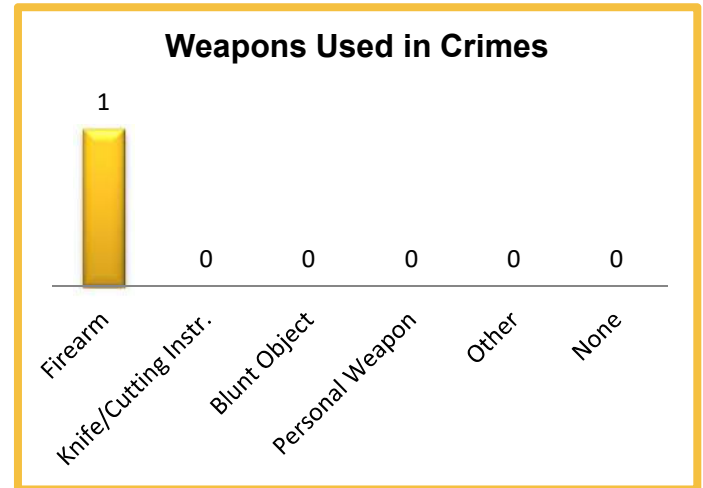
## 2017 Washington NIBRS Submission Agencies

Chehalis PD

Continued

### 2017 Group B Arrests

| Offense               | Adult      | Juvenile  |
|-----------------------|------------|-----------|
| Bad Checks            | 0          | 0         |
| Curfew/Vagrancy       | 0          | 0         |
| Disorderly Conduct    | 10         | 2         |
| Drunkenness           | 0          | 0         |
| DUI                   | 15         | 1         |
| Family Offenses       | 0          | 0         |
| Liquor Law Violations | 2          | 2         |
| Peeping Tom           | 0          | 0         |
| Trespass              | 23         | 2         |
| All Other Offenses    | 97         | 6         |
| <b>Total</b>          | <b>147</b> | <b>13</b> |



### 2017 Property Values by Type

| Type                 | Value            |
|----------------------|------------------|
| Seized               | \$13             |
| Burned               | \$5              |
| Counterfeited/Forged | \$4,451          |
| Destroyed/Damaged    | \$48,784         |
| Recovered            | \$55,681         |
| Stolen               | \$405,907        |
| <b>Total</b>         | <b>\$514,841</b> |

## 2017 Washington NIBRS Submission Agencies

**Morton PD**

Lewis County

Population: 1,120  
Months Reported: 12

**Offense Overview**

Offense Total 46  
# of Cleared Offense 5  
Percent Cleared 10.9%

**Group A Arrest Overview**

Arrest Total 4  
Adult Arrest Total 3  
Juvenile Arrest Total 1

| Group A Offenses                 | Reported 2016 | Reported 2017 | % of Change   | Crime Rate per 1,000 | Total Arrests | DV Offense Totals |
|----------------------------------|---------------|---------------|---------------|----------------------|---------------|-------------------|
| Murder                           | 0             | 0             |               | 0.0                  | 0             | 0                 |
| Manslaughter                     | 0             | 0             |               | 0.0                  | 0             | 0                 |
| Rape                             | 0             | 0             |               | 0.0                  | 0             | 0                 |
| Sodomy                           | 0             | 0             |               | 0.0                  | 0             | 0                 |
| Sexual Assault w/Object          | 0             | 0             |               | 0.0                  | 0             | 0                 |
| Fondling                         | 0             | 4             |               | 3.6                  | 1             | 1                 |
| Aggravated Assault               | 1             | 0             | -100.0%       | 0.0                  | 0             | 0                 |
| Simple Assault                   | 18            | 10            | -44.4%        | 8.9                  | 0             | 5                 |
| Intimidation                     | 2             | 2             | 0.0%          | 1.8                  | 0             | 2                 |
| Kidnapping                       | 1             | 0             | -100.0%       | 0.0                  | 0             | 0                 |
| Incest                           | 0             | 0             |               | 0.0                  | 0             | 0                 |
| Statutory Rape                   | 0             | 0             |               | 0.0                  | 0             | 0                 |
| Human Trafficking Offenses       | 0             | 0             |               | 0.0                  | 0             | 0                 |
| Violation of No Contact/Protect. | 2             | 4             | 100.0%        | 3.6                  | 0             | 3                 |
| Robbery                          | 0             | 1             |               | 0.9                  | 1             | 0                 |
| Burglary                         | 5             | 2             | -60.0%        | 1.8                  | 0             | 0                 |
| Larceny-Theft Offenses           | 16            | 12            | -25.0%        | 10.7                 | 1             | 0                 |
| Motor Vehicle Theft              | 1             | 1             | 0.0%          | 0.9                  | 0             | 0                 |
| Arson                            | 0             | 0             |               | 0.0                  | 0             | 0                 |
| Destruction of Property          | 13            | 5             | -61.5%        | 4.5                  | 0             | 0                 |
| Counterfeiting/Forgery           | 0             | 0             |               | 0.0                  | 0             | 0                 |
| Fraud Offenses                   | 1             | 1             | 0.0%          | 0.9                  | 0             | 0                 |
| Embezzlement                     | 0             | 0             |               | 0.0                  | 0             | 0                 |
| Extortion/Blackmail              | 0             | 0             |               | 0.0                  | 0             | 0                 |
| Bribery                          | 0             | 0             |               | 0.0                  | 0             | 0                 |
| Stolen Property Offenses         | 2             | 0             | -100.0%       | 0.0                  | 0             | 0                 |
| Animal Cruelty                   | 0             | 0             |               | 0.0                  | 0             | 0                 |
| Drug/Narcotic Violations         | 5             | 1             | -80.0%        | 0.9                  | 0             | 0                 |
| Drug Equipment Violations        | 2             | 0             | -100.0%       | 0.0                  | 0             | 0                 |
| Gambling Offenses                | 0             | 0             |               | 0.0                  | 0             | 0                 |
| Pornography                      | 0             | 1             |               | 0.9                  | 0             | 0                 |
| Prostitution Offenses            | 0             | 0             |               | 0.0                  | 0             | 0                 |
| Weapon Law Violations            | 0             | 2             |               | 1.8                  | 1             | 0                 |
| <b>Grand Total</b>               | <b>69</b>     | <b>46</b>     | <b>-33.3%</b> | <b>41.1</b>          | <b>4</b>      | <b>11</b>         |

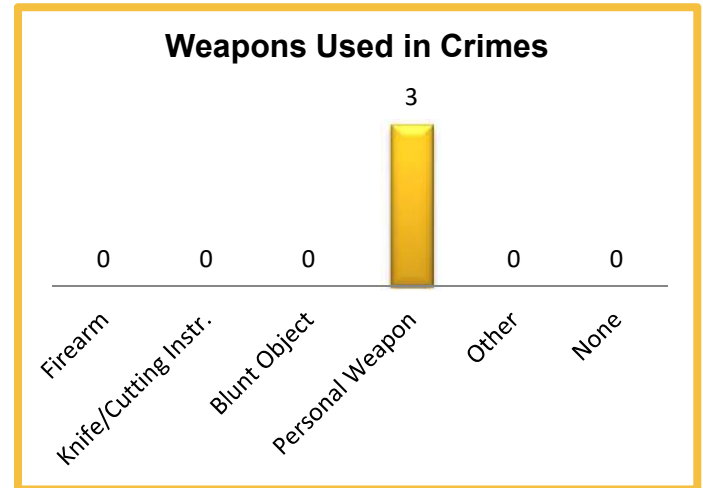
## 2017 Washington NIBRS Submission Agencies

Morton PD

Continued

### 2017 Group B Arrests

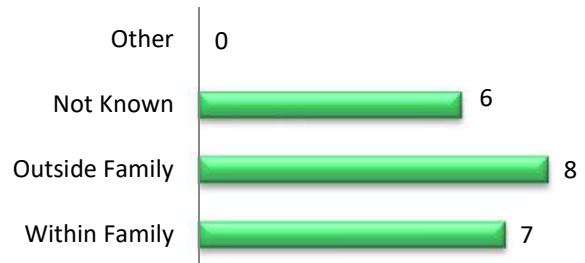
| Offense               | Adult    | Juvenile |
|-----------------------|----------|----------|
| Bad Checks            | 0        | 0        |
| Curfew/Vagrancy       | 0        | 0        |
| Disorderly Conduct    | 0        | 0        |
| Drunkenness           | 0        | 0        |
| DUI                   | 0        | 0        |
| Family Offenses       | 0        | 0        |
| Liquor Law Violations | 0        | 0        |
| Peeping Tom           | 0        | 0        |
| Trespass              | 0        | 0        |
| All Other Offenses    | 1        | 0        |
| <b>Total</b>          | <b>1</b> | <b>0</b> |



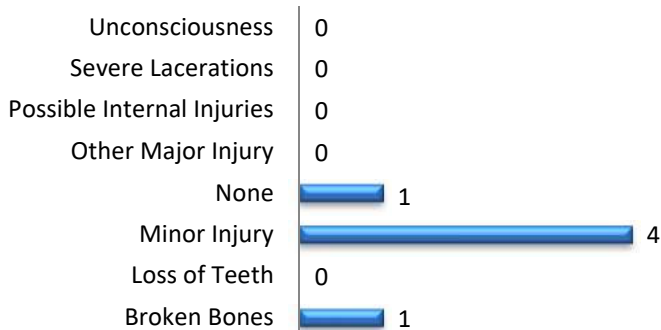
### Drug Offenses by Type

**No Drug Offenses by Type  
Reported**

### Relationship of Victim to Offender



### Domestic Violence Injuries



### 2017 Property Values by Type

| Type                 | Value          |
|----------------------|----------------|
| Seized               | \$0            |
| Burned               | \$0            |
| Counterfeited/Forged | \$0            |
| Destroyed/Damaged    | \$1,085        |
| Recovered            | \$1,700        |
| Stolen               | \$6,711        |
| <b>Total</b>         | <b>\$9,496</b> |

## 2017 Washington NIBRS Submission Agencies

**Mossyrock PD**

Lewis County

Population: 760  
Months Reported: 12

**Offense Overview**

Offense Total 14  
# of Cleared Offense 0  
Percent Cleared 0.0%

**Group A Arrest Overview**

Arrest Total 0  
Adult Arrest Total 0  
Juvenile Arrest Total 0

| Group A Offenses                 | Reported 2016 | Reported 2017 | % of Change   | Crime Rate per 1,000 | Total Arrests | DV Offense Totals |
|----------------------------------|---------------|---------------|---------------|----------------------|---------------|-------------------|
| Murder                           | 0             | 0             |               | 0.0                  | 0             | 0                 |
| Manslaughter                     | 0             | 0             |               | 0.0                  | 0             | 0                 |
| Rape                             | 0             | 0             |               | 0.0                  | 0             | 0                 |
| Sodomy                           | 0             | 0             |               | 0.0                  | 0             | 0                 |
| Sexual Assault w/Object          | 0             | 0             |               | 0.0                  | 0             | 0                 |
| Fondling                         | 1             | 0             | -100.0%       | 0.0                  | 0             | 0                 |
| Aggravated Assault               | 0             | 0             |               | 0.0                  | 0             | 0                 |
| Simple Assault                   | 6             | 2             | -66.7%        | 2.6                  | 0             | 2                 |
| Intimidation                     | 0             | 0             |               | 0.0                  | 0             | 0                 |
| Kidnapping                       | 0             | 0             |               | 0.0                  | 0             | 0                 |
| Incest                           | 0             | 0             |               | 0.0                  | 0             | 0                 |
| Statutory Rape                   | 0             | 0             |               | 0.0                  | 0             | 0                 |
| Human Trafficking Offenses       | 0             | 0             |               | 0.0                  | 0             | 0                 |
| Violation of No Contact/Protect. | 0             | 0             |               | 0.0                  | 0             | 0                 |
| Robbery                          | 0             | 0             |               | 0.0                  | 0             | 0                 |
| Burglary                         | 3             | 1             | -66.7%        | 1.3                  | 0             | 0                 |
| Larceny-Theft Offenses           | 7             | 6             | -14.3%        | 7.9                  | 0             | 1                 |
| Motor Vehicle Theft              | 3             | 1             | -66.7%        | 1.3                  | 0             | 0                 |
| Arson                            | 0             | 0             |               | 0.0                  | 0             | 0                 |
| Destruction of Property          | 1             | 3             | 200.0%        | 3.9                  | 0             | 0                 |
| Counterfeiting/Forgery           | 0             | 0             |               | 0.0                  | 0             | 0                 |
| Fraud Offenses                   | 0             | 1             |               | 1.3                  | 0             | 0                 |
| Embezzlement                     | 1             | 0             | -100.0%       | 0.0                  | 0             | 0                 |
| Extortion/Blackmail              | 0             | 0             |               | 0.0                  | 0             | 0                 |
| Bribery                          | 0             | 0             |               | 0.0                  | 0             | 0                 |
| Stolen Property Offenses         | 0             | 0             |               | 0.0                  | 0             | 0                 |
| Animal Cruelty                   | 0             | 0             |               | 0.0                  | 0             | 0                 |
| Drug/Narcotic Violations         | 1             | 0             | -100.0%       | 0.0                  | 0             | 0                 |
| Drug Equipment Violations        | 0             | 0             |               | 0.0                  | 0             | 0                 |
| Gambling Offenses                | 0             | 0             |               | 0.0                  | 0             | 0                 |
| Pornography                      | 0             | 0             |               | 0.0                  | 0             | 0                 |
| Prostitution Offenses            | 0             | 0             |               | 0.0                  | 0             | 0                 |
| Weapon Law Violations            | 0             | 0             |               | 0.0                  | 0             | 0                 |
| <b>Grand Total</b>               | <b>23</b>     | <b>14</b>     | <b>-39.1%</b> | <b>18.4</b>          | <b>0</b>      | <b>3</b>          |

## 2017 Washington NIBRS Submission Agencies

Mossyrock PD

Continued

### 2017 Group B Arrests

| Offense               | Adult    | Juvenile |
|-----------------------|----------|----------|
| Bad Checks            | 0        | 0        |
| Curfew/Vagrancy       | 0        | 0        |
| Disorderly Conduct    | 0        | 0        |
| Drunkenness           | 0        | 0        |
| DUI                   | 0        | 0        |
| Family Offenses       | 0        | 0        |
| Liquor Law Violations | 0        | 0        |
| Peeping Tom           | 0        | 0        |
| Trespass              | 0        | 0        |
| All Other Offenses    | 0        | 0        |
| <b>Total</b>          | <b>0</b> | <b>0</b> |

### Weapons Used in Crimes

**No Weapons  
Reported**

### Drug Offenses by Type

**No Drug Offenses by Type  
Reported**

### Relationship of Victim to Offender

|                |   |
|----------------|---|
| Other          | 0 |
| Not Known      | 0 |
| Outside Family | 2 |
| Within Family  | 0 |

### Domestic Violence Injuries

|                            |   |
|----------------------------|---|
| Unconsciousness            | 0 |
| Severe Lacerations         | 0 |
| Possible Internal Injuries | 0 |
| Other Major Injury         | 0 |
| None                       | 1 |
| Minor Injury               | 1 |
| Loss of Teeth              | 0 |
| Broken Bones               | 0 |

### 2017 Property Values by Type

| Type                 | Value          |
|----------------------|----------------|
| Seized               | \$0            |
| Burned               | \$0            |
| Counterfeited/Forged | \$0            |
| Destroyed/Damaged    | \$600          |
| Recovered            | \$120          |
| Stolen               | \$8,219        |
| <b>Total</b>         | <b>\$8,939</b> |

## 2017 Washington NIBRS Submission Agencies

**Napavine PD**

Lewis County

Population: 1,900  
Months Reported: 12

**Offense Overview**

Offense Total 55  
# of Cleared Offense 6  
Percent Cleared 10.9%

**Group A Arrest Overview**

Arrest Total 4  
Adult Arrest Total 4  
Juvenile Arrest Total 0

| Group A Offenses                 | Reported 2016 | Reported 2017 | % of Change* | Crime Rate per 1,000 | Total Arrests | DV Offense Totals |
|----------------------------------|---------------|---------------|--------------|----------------------|---------------|-------------------|
| Murder                           | 0             | 0             |              | 0.0                  | 0             | 0                 |
| Manslaughter                     | 0             | 0             |              | 0.0                  | 0             | 0                 |
| Rape                             | 0             | 0             |              | 0.0                  | 0             | 0                 |
| Sodomy                           | 0             | 1             |              | 0.5                  | 0             | 0                 |
| Sexual Assault w/Object          | 0             | 0             |              | 0.0                  | 0             | 0                 |
| Fondling                         | 0             | 0             |              | 0.0                  | 0             | 0                 |
| Aggravated Assault               | 0             | 1             |              | 0.5                  | 0             | 0                 |
| Simple Assault                   | 11            | 13            |              | 6.8                  | 3             | 2                 |
| Intimidation                     | 1             | 0             |              | 0.0                  | 0             | 0                 |
| Kidnapping                       | 0             | 0             |              | 0.0                  | 0             | 0                 |
| Incest                           | 0             | 0             |              | 0.0                  | 0             | 0                 |
| Statutory Rape                   | 0             | 0             |              | 0.0                  | 0             | 0                 |
| Human Trafficking Offenses       | 0             | 0             |              | 0.0                  | 0             | 0                 |
| Violation of No Contact/Protect. | 0             | 0             |              | 0.0                  | 0             | 0                 |
| Robbery                          | 0             | 0             |              | 0.0                  | 0             | 0                 |
| Burglary                         | 2             | 7             |              | 3.7                  | 0             | 0                 |
| Larceny-Theft Offenses           | 9             | 21            |              | 11.1                 | 1             | 0                 |
| Motor Vehicle Theft              | 2             | 6             |              | 3.2                  | 0             | 0                 |
| Arson                            | 0             | 0             |              | 0.0                  | 0             | 0                 |
| Destruction of Property          | 7             | 2             |              | 1.1                  | 0             | 0                 |
| Counterfeiting/Forgery           | 2             | 1             |              | 0.5                  | 0             | 0                 |
| Fraud Offenses                   | 0             | 2             |              | 1.1                  | 0             | 0                 |
| Embezzlement                     | 0             | 0             |              | 0.0                  | 0             | 0                 |
| Extortion/Blackmail              | 0             | 0             |              | 0.0                  | 0             | 0                 |
| Bribery                          | 0             | 0             |              | 0.0                  | 0             | 0                 |
| Stolen Property Offenses         | 0             | 0             |              | 0.0                  | 0             | 0                 |
| Animal Cruelty                   | 0             | 0             |              | 0.0                  | 0             | 0                 |
| Drug/Narcotic Violations         | 2             | 0             |              | 0.0                  | 0             | 0                 |
| Drug Equipment Violations        | 0             | 1             |              | 0.5                  | 0             | 0                 |
| Gambling Offenses                | 0             | 0             |              | 0.0                  | 0             | 0                 |
| Pornography                      | 0             | 0             |              | 0.0                  | 0             | 0                 |
| Prostitution Offenses            | 0             | 0             |              | 0.0                  | 0             | 0                 |
| Weapon Law Violations            | 1             | 0             |              | 0.0                  | 0             | 0                 |
| <b>Grand Total</b>               | <b>37</b>     | <b>55</b>     |              | <b>28.9</b>          | <b>4</b>      | <b>2</b>          |

\* Please see #10 in the NIBRS Individual Agency Page Table Legend on page 80

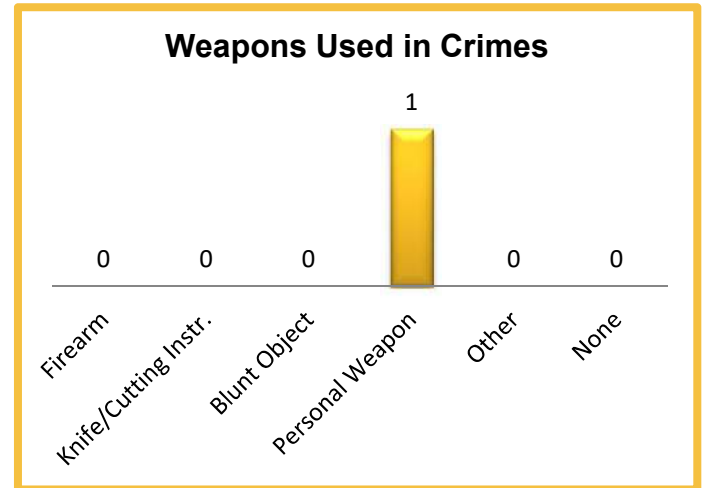
## 2017 Washington NIBRS Submission Agencies

Napavine PD

Continued

### 2017 Group B Arrests

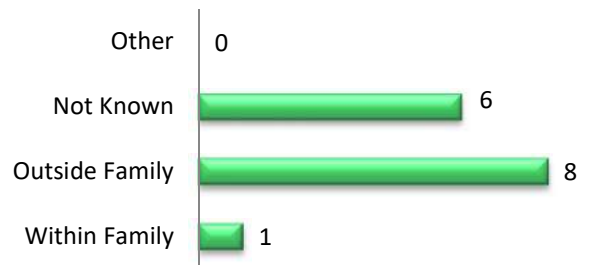
| Offense               | Adult     | Juvenile |
|-----------------------|-----------|----------|
| Bad Checks            | 0         | 0        |
| Curfew/Vagrancy       | 0         | 0        |
| Disorderly Conduct    | 1         | 0        |
| Drunkenness           | 0         | 0        |
| DUI                   | 2         | 0        |
| Family Offenses       | 0         | 0        |
| Liquor Law Violations | 1         | 0        |
| Peeping Tom           | 0         | 0        |
| Trespass              | 0         | 0        |
| All Other Offenses    | 6         | 0        |
| <b>Total</b>          | <b>10</b> | <b>0</b> |



### Drug Offenses by Type

**No Drug Offenses by Type Reported**

### Relationship of Victim to Offender



### Domestic Violence Injuries



### 2017 Property Values by Type

| Type                 | Value           |
|----------------------|-----------------|
| Seized               | \$2             |
| Burned               | \$0             |
| Counterfeited/Forged | \$0             |
| Destroyed/Damaged    | \$52            |
| Recovered            | \$2,504         |
| Stolen               | \$40,680        |
| <b>Total</b>         | <b>\$43,238</b> |

## 2017 Washington NIBRS Submission Agencies

**Toledo PD**

Lewis County

Population: 720  
Months Reported: 12

**Offense Overview**

Offense Total 27  
# of Cleared Offense 5  
Percent Cleared 18.5%

**Group A Arrest Overview**

Arrest Total 5  
Adult Arrest Total 5  
Juvenile Arrest Total 0

| Group A Offenses                 | Reported 2016 | Reported 2017 | % of Change   | Crime Rate per 1,000 | Total Arrests | DV Offense Totals |
|----------------------------------|---------------|---------------|---------------|----------------------|---------------|-------------------|
| Murder                           | 0             | 0             |               | 0.0                  | 0             | 0                 |
| Manslaughter                     | 0             | 0             |               | 0.0                  | 0             | 0                 |
| Rape                             | 0             | 0             |               | 0.0                  | 0             | 0                 |
| Sodomy                           | 0             | 0             |               | 0.0                  | 0             | 0                 |
| Sexual Assault w/Object          | 0             | 0             |               | 0.0                  | 0             | 0                 |
| Fondling                         | 2             | 0             | -100.0%       | 0.0                  | 0             | 0                 |
| Aggravated Assault               | 0             | 0             |               | 0.0                  | 0             | 0                 |
| Simple Assault                   | 5             | 4             | -20.0%        | 5.6                  | 0             | 2                 |
| Intimidation                     | 0             | 0             |               | 0.0                  | 0             | 0                 |
| Kidnapping                       | 0             | 0             |               | 0.0                  | 0             | 0                 |
| Incest                           | 0             | 0             |               | 0.0                  | 0             | 0                 |
| Statutory Rape                   | 1             | 0             | -100.0%       | 0.0                  | 0             | 0                 |
| Human Trafficking Offenses       | 0             | 0             |               | 0.0                  | 0             | 0                 |
| Violation of No Contact/Protect. | 2             | 2             | 0.0%          | 2.8                  | 2             | 1                 |
| Robbery                          | 0             | 1             |               | 1.4                  | 0             | 0                 |
| Burglary                         | 0             | 2             |               | 2.8                  | 0             | 0                 |
| Larceny-Theft Offenses           | 10            | 11            | 10.0%         | 15.3                 | 0             | 0                 |
| Motor Vehicle Theft              | 0             | 0             |               | 0.0                  | 0             | 0                 |
| Arson                            | 0             | 0             |               | 0.0                  | 0             | 0                 |
| Destruction of Property          | 10            | 1             | -90.0%        | 1.4                  | 1             | 0                 |
| Counterfeiting/Forgery           | 2             | 0             | -100.0%       | 0.0                  | 0             | 0                 |
| Fraud Offenses                   | 0             | 0             |               | 0.0                  | 0             | 0                 |
| Embezzlement                     | 0             | 0             |               | 0.0                  | 0             | 0                 |
| Extortion/Blackmail              | 0             | 0             |               | 0.0                  | 0             | 0                 |
| Bribery                          | 0             | 0             |               | 0.0                  | 0             | 0                 |
| Stolen Property Offenses         | 0             | 1             |               | 1.4                  | 0             | 0                 |
| Animal Cruelty                   | 0             | 0             |               | 0.0                  | 0             | 0                 |
| Drug/Narcotic Violations         | 2             | 4             | 100.0%        | 5.6                  | 2             | 0                 |
| Drug Equipment Violations        | 2             | 1             | -50.0%        | 1.4                  | 0             | 0                 |
| Gambling Offenses                | 0             | 0             |               | 0.0                  | 0             | 0                 |
| Pornography                      | 0             | 0             |               | 0.0                  | 0             | 0                 |
| Prostitution Offenses            | 0             | 0             |               | 0.0                  | 0             | 0                 |
| Weapon Law Violations            | 0             | 0             |               | 0.0                  | 0             | 0                 |
| <b>Grand Total</b>               | <b>36</b>     | <b>27</b>     | <b>-25.0%</b> | <b>37.5</b>          | <b>5</b>      | <b>3</b>          |

## 2017 Washington NIBRS Submission Agencies

Toledo PD

Continued

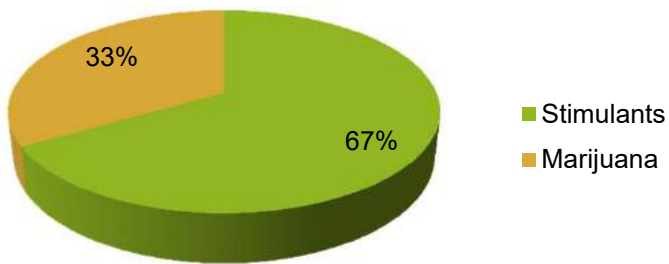
### 2017 Group B Arrests

| Offense               | Adult    | Juvenile |
|-----------------------|----------|----------|
| Bad Checks            | 0        | 0        |
| Curfew/Vagrancy       | 0        | 0        |
| Disorderly Conduct    | 0        | 0        |
| Drunkenness           | 0        | 0        |
| DUI                   | 4        | 1        |
| Family Offenses       | 0        | 0        |
| Liquor Law Violations | 0        | 0        |
| Peeping Tom           | 0        | 0        |
| Trespass              | 0        | 0        |
| All Other Offenses    | 0        | 0        |
| <b>Total</b>          | <b>4</b> | <b>1</b> |

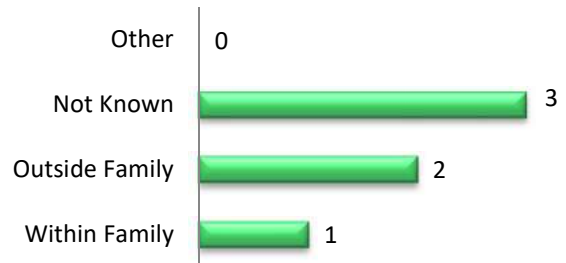
### Weapons Used in Crimes

**No Weapons  
Reported**

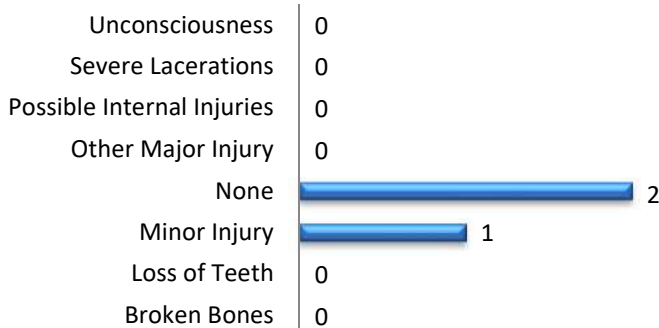
### Drug Offenses by Type



### Relationship of Victim to Offender



### Domestic Violence Injuries



### 2017 Property Values by Type

| Type                 | Value           |
|----------------------|-----------------|
| Seized               | \$20            |
| Burned               | \$0             |
| Counterfeited/Forged | \$0             |
| Destroyed/Damaged    | \$500           |
| Recovered            | \$10,000        |
| Stolen               | \$19,879        |
| <b>Total</b>         | <b>\$30,399</b> |

## 2017 Washington NIBRS Submission Agencies

**Winlock PD**

Lewis County

Population: 1,335  
Months Reported: 12

**Offense Overview**

Offense Total 70  
# of Cleared Offense 20  
Percent Cleared 28.6%

**Group A Arrest Overview**

Arrest Total 21  
Adult Arrest Total 18  
Juvenile Arrest Total 3

| Group A Offenses                 | Reported 2016 | Reported 2017 | % of Change | Crime Rate per 1,000 | Total Arrests | DV Offense Totals |
|----------------------------------|---------------|---------------|-------------|----------------------|---------------|-------------------|
| Murder                           | 0             | 0             |             | 0.0                  | 0             | 0                 |
| Manslaughter                     | 0             | 0             |             | 0.0                  | 0             | 0                 |
| Rape                             | 1             | 1             | 0.0%        | 0.7                  | 0             | 1                 |
| Sodomy                           | 1             | 0             | -100.0%     | 0.0                  | 0             | 0                 |
| Sexual Assault w/Object          | 0             | 0             |             | 0.0                  | 0             | 0                 |
| Fondling                         | 0             | 0             |             | 0.0                  | 0             | 0                 |
| Aggravated Assault               | 0             | 1             |             | 0.7                  | 1             | 1                 |
| Simple Assault                   | 12            | 21            | 75.0%       | 15.7                 | 11            | 16                |
| Intimidation                     | 0             | 0             |             | 0.0                  | 0             | 0                 |
| Kidnapping                       | 0             | 0             |             | 0.0                  | 0             | 0                 |
| Incest                           | 0             | 0             |             | 0.0                  | 0             | 0                 |
| Statutory Rape                   | 0             | 3             |             | 2.2                  | 0             | 0                 |
| Human Trafficking Offenses       | 0             | 0             |             | 0.0                  | 0             | 0                 |
| Violation of No Contact/Protect. | 1             | 1             | 0.0%        | 0.7                  | 0             | 1                 |
| Robbery                          | 1             | 0             | -100.0%     | 0.0                  | 0             | 0                 |
| Burglary                         | 3             | 4             | 33.3%       | 3.0                  | 1             | 0                 |
| Larceny-Theft Offenses           | 25            | 20            | -20.0%      | 15.0                 | 2             | 1                 |
| Motor Vehicle Theft              | 2             | 3             | 50.0%       | 2.2                  | 0             | 0                 |
| Arson                            | 0             | 1             |             | 0.7                  | 2             | 0                 |
| Destruction of Property          | 14            | 7             | -50.0%      | 5.2                  | 2             | 0                 |
| Counterfeiting/Forgery           | 1             | 3             | 200.0%      | 2.2                  | 0             | 0                 |
| Fraud Offenses                   | 2             | 2             | 0.0%        | 1.5                  | 1             | 0                 |
| Embezzlement                     | 0             | 0             |             | 0.0                  | 0             | 0                 |
| Extortion/Blackmail              | 0             | 0             |             | 0.0                  | 0             | 0                 |
| Bribery                          | 0             | 0             |             | 0.0                  | 0             | 0                 |
| Stolen Property Offenses         | 0             | 1             |             | 0.7                  | 1             | 0                 |
| Animal Cruelty                   | 0             | 0             |             | 0.0                  | 0             | 0                 |
| Drug/Narcotic Violations         | 1             | 1             | 0.0%        | 0.7                  | 0             | 0                 |
| Drug Equipment Violations        | 3             | 1             | -66.7%      | 0.7                  | 0             | 0                 |
| Gambling Offenses                | 0             | 0             |             | 0.0                  | 0             | 0                 |
| Pornography                      | 0             | 0             |             | 0.0                  | 0             | 0                 |
| Prostitution Offenses            | 0             | 0             |             | 0.0                  | 0             | 0                 |
| Weapon Law Violations            | 0             | 0             |             | 0.0                  | 0             | 0                 |
| <b>Grand Total</b>               | <b>67</b>     | <b>70</b>     | <b>4.5%</b> | <b>52.4</b>          | <b>21</b>     | <b>20</b>         |

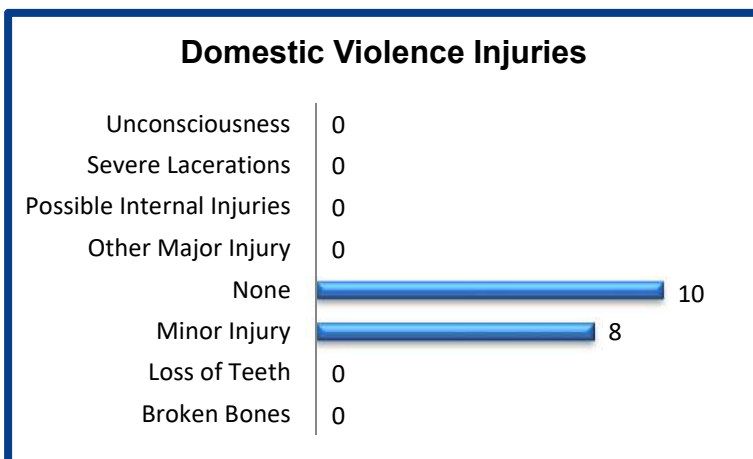
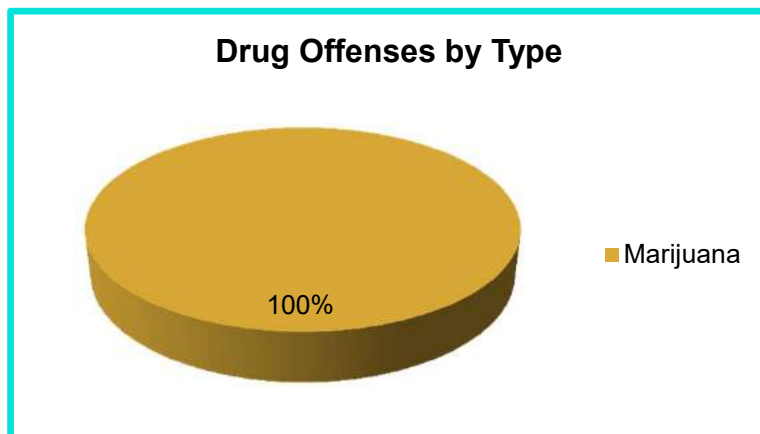
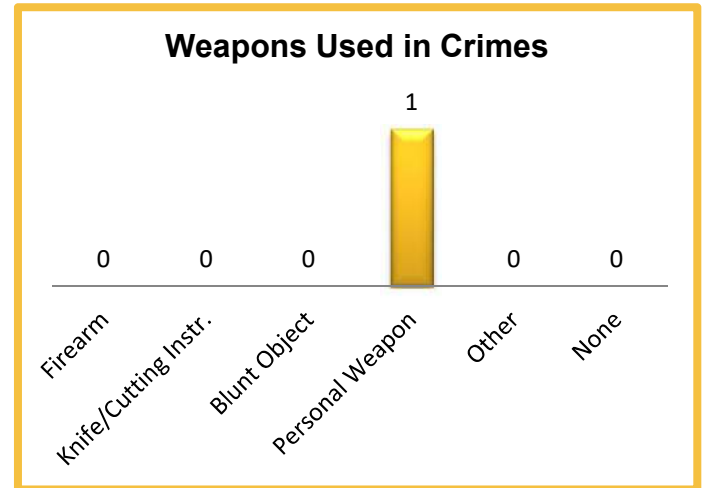
## 2017 Washington NIBRS Submission Agencies

Winlock PD

Continued

### 2017 Group B Arrests

| Offense               | Adult    | Juvenile |
|-----------------------|----------|----------|
| Bad Checks            | 0        | 0        |
| Curfew/Vagrancy       | 0        | 0        |
| Disorderly Conduct    | 0        | 0        |
| Drunkenness           | 0        | 0        |
| DUI                   | 8        | 0        |
| Family Offenses       | 0        | 0        |
| Liquor Law Violations | 0        | 0        |
| Peeping Tom           | 0        | 0        |
| Trespass              | 0        | 0        |
| All Other Offenses    | 0        | 0        |
| <b>Total</b>          | <b>8</b> | <b>0</b> |



### 2017 Property Values by Type

| Type                 | Value           |
|----------------------|-----------------|
| Seized               | \$10            |
| Burned               | \$50            |
| Counterfeited/Forged | \$395           |
| Destroyed/Damaged    | \$1,550         |
| Recovered            | \$2,000         |
| Stolen               | \$31,689        |
| <b>Total</b>         | <b>\$35,694</b> |

## 2017 Washington NIBRS Submission Agencies

**Lincoln SO**

Lincoln County

Population: 9,225  
Months Reported: 12

### Offense Overview

Offense Total 237  
# of Cleared Offense 101  
Percent Cleared 42.6%

### Group A Arrest Overview

Arrest Total 124  
Adult Arrest Total 103  
Juvenile Arrest Total 21

| Group A Offenses                 | Reported 2016 | Reported 2017 | % of Change   | Crime Rate per 1,000 | Total Arrests | DV Offense Totals |
|----------------------------------|---------------|---------------|---------------|----------------------|---------------|-------------------|
| Murder                           | 0             | 0             |               | 0.0                  | 0             | 0                 |
| Manslaughter                     | 0             | 0             |               | 0.0                  | 0             | 0                 |
| Rape                             | 2             | 1             | -50.0%        | 0.1                  | 1             | 0                 |
| Sodomy                           | 0             | 0             |               | 0.0                  | 0             | 0                 |
| Sexual Assault w/Object          | 0             | 0             |               | 0.0                  | 0             | 0                 |
| Fondling                         | 2             | 3             | 50.0%         | 0.3                  | 0             | 3                 |
| Aggravated Assault               | 5             | 0             | -100.0%       | 0.0                  | 0             | 0                 |
| Simple Assault                   | 56            | 52            | -7.1%         | 5.6                  | 44            | 35                |
| Intimidation                     | 3             | 1             | -66.7%        | 0.1                  | 0             | 1                 |
| Kidnapping                       | 0             | 1             |               | 0.1                  | 1             | 1                 |
| Incest                           | 1             | 0             | -100.0%       | 0.0                  | 0             | 0                 |
| Statutory Rape                   | 1             | 0             | -100.0%       | 0.0                  | 0             | 0                 |
| Human Trafficking Offenses       | 0             | 0             |               | 0.0                  | 0             | 0                 |
| Violation of No Contact/Protect. | 0             | 0             |               | 0.0                  | 0             | 0                 |
| Robbery                          | 2             | 0             | -100.0%       | 0.0                  | 0             | 0                 |
| Burglary                         | 52            | 41            | -21.2%        | 4.4                  | 15            | 1                 |
| Larceny-Theft Offenses           | 82            | 64            | -22.0%        | 6.9                  | 17            | 0                 |
| Motor Vehicle Theft              | 17            | 10            | -41.2%        | 1.1                  | 8             | 2                 |
| Arson                            | 2             | 0             | -100.0%       | 0.0                  | 0             | 0                 |
| Destruction of Property          | 31            | 27            | -12.9%        | 2.9                  | 5             | 0                 |
| Counterfeiting/Forgery           | 0             | 0             |               | 0.0                  | 0             | 0                 |
| Fraud Offenses                   | 5             | 8             | 60.0%         | 0.9                  | 1             | 0                 |
| Embezzlement                     | 1             | 0             | -100.0%       | 0.0                  | 0             | 0                 |
| Extortion/Blackmail              | 0             | 0             |               | 0.0                  | 0             | 0                 |
| Bribery                          | 0             | 0             |               | 0.0                  | 0             | 0                 |
| Stolen Property Offenses         | 4             | 2             | -50.0%        | 0.2                  | 2             | 0                 |
| Animal Cruelty                   | 0             | 0             |               | 0.0                  | 0             | 0                 |
| Drug/Narcotic Violations         | 28            | 16            | -42.9%        | 1.7                  | 21            | 0                 |
| Drug Equipment Violations        | 1             | 1             | 0.0%          | 0.1                  | 0             | 0                 |
| Gambling Offenses                | 0             | 0             |               | 0.0                  | 0             | 0                 |
| Pornography                      | 0             | 0             |               | 0.0                  | 0             | 0                 |
| Prostitution Offenses            | 0             | 0             |               | 0.0                  | 0             | 0                 |
| Weapon Law Violations            | 8             | 10            | 25.0%         | 1.1                  | 9             | 0                 |
| <b>Grand Total</b>               | <b>303</b>    | <b>237</b>    | <b>-21.8%</b> | <b>25.7</b>          | <b>124</b>    | <b>43</b>         |

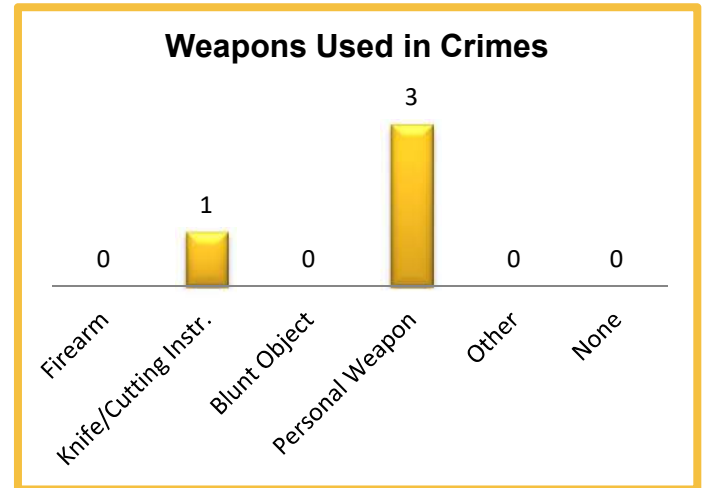
## 2017 Washington NIBRS Submission Agencies

Lincoln SO

Continued

### 2017 Group B Arrests

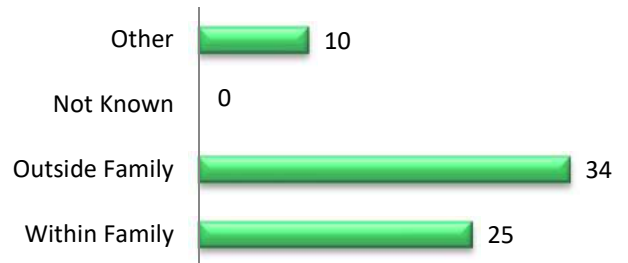
| Offense               | Adult     | Juvenile |
|-----------------------|-----------|----------|
| Bad Checks            | 0         | 0        |
| Curfew/Vagrancy       | 0         | 0        |
| Disorderly Conduct    | 0         | 0        |
| Drunkenness           | 0         | 0        |
| DUI                   | 44        | 0        |
| Family Offenses       | 0         | 0        |
| Liquor Law Violations | 3         | 2        |
| Peeping Tom           | 0         | 0        |
| Trespass              | 10        | 2        |
| All Other Offenses    | 12        | 1        |
| <b>Total</b>          | <b>69</b> | <b>5</b> |



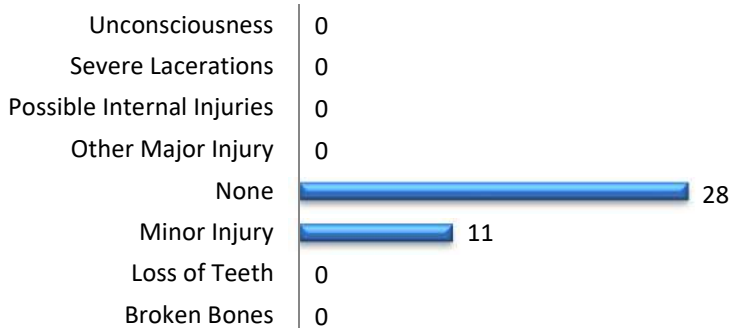
### Drug Offenses by Type

**No Drug Offenses by Type Reported**

### Relationship of Victim to Offender



### Domestic Violence Injuries



### 2017 Property Values by Type

| Type                 | Value            |
|----------------------|------------------|
| Seized               | \$1              |
| Burned               | \$0              |
| Counterfeited/Forged | \$0              |
| Destroyed/Damaged    | \$9,904          |
| Recovered            | \$86,460         |
| Stolen               | \$302,792        |
| <b>Total</b>         | <b>\$399,157</b> |

## 2017 Washington NIBRS Submission Agencies

**Odessa PD**

Lincoln County

Population: 905  
Months Reported: 12

**Offense Overview**

Offense Total 32  
# of Cleared Offense 9  
Percent Cleared 28.1%

**Group A Arrest Overview**

Arrest Total 1  
Adult Arrest Total 1  
Juvenile Arrest Total 0

| Group A Offenses                 | Reported 2016 | Reported 2017 | % of Change | Crime Rate per 1,000 | Total Arrests | DV Offense Totals |
|----------------------------------|---------------|---------------|-------------|----------------------|---------------|-------------------|
| Murder                           | 0             | 0             |             | 0.0                  | 0             | 0                 |
| Manslaughter                     | 0             | 0             |             | 0.0                  | 0             | 0                 |
| Rape                             | 0             | 0             |             | 0.0                  | 0             | 0                 |
| Sodomy                           | 0             | 0             |             | 0.0                  | 0             | 0                 |
| Sexual Assault w/Object          | 0             | 0             |             | 0.0                  | 0             | 0                 |
| Fondling                         | 0             | 0             |             | 0.0                  | 0             | 0                 |
| Aggravated Assault               | 3             | 0             | -100.0%     | 0.0                  | 1             | 0                 |
| Simple Assault                   | 5             | 8             | 60.0%       | 8.8                  | 0             | 2                 |
| Intimidation                     | 3             | 0             | -100.0%     | 0.0                  | 0             | 0                 |
| Kidnapping                       | 0             | 0             |             | 0.0                  | 0             | 0                 |
| Incest                           | 0             | 0             |             | 0.0                  | 0             | 0                 |
| Statutory Rape                   | 0             | 0             |             | 0.0                  | 0             | 0                 |
| Human Trafficking Offenses       | 0             | 0             |             | 0.0                  | 0             | 0                 |
| Violation of No Contact/Protect. | 2             | 0             | -100.0%     | 0.0                  | 0             | 0                 |
| Robbery                          | 0             | 0             |             | 0.0                  | 0             | 0                 |
| Burglary                         | 1             | 3             | 200.0%      | 3.3                  | 0             | 0                 |
| Larceny-Theft Offenses           | 8             | 11            | 37.5%       | 12.2                 | 0             | 0                 |
| Motor Vehicle Theft              | 1             | 1             | 0.0%        | 1.1                  | 0             | 0                 |
| Arson                            | 0             | 0             |             | 0.0                  | 0             | 0                 |
| Destruction of Property          | 4             | 5             | 25.0%       | 5.5                  | 0             | 0                 |
| Counterfeiting/Forgery           | 0             | 0             |             | 0.0                  | 0             | 0                 |
| Fraud Offenses                   | 2             | 3             | 50.0%       | 3.3                  | 0             | 0                 |
| Embezzlement                     | 1             | 0             | -100.0%     | 0.0                  | 0             | 0                 |
| Extortion/Blackmail              | 0             | 0             |             | 0.0                  | 0             | 0                 |
| Bribery                          | 0             | 0             |             | 0.0                  | 0             | 0                 |
| Stolen Property Offenses         | 0             | 0             |             | 0.0                  | 0             | 0                 |
| Animal Cruelty                   | 0             | 0             |             | 0.0                  | 0             | 0                 |
| Drug/Narcotic Violations         | 1             | 1             | 0.0%        | 1.1                  | 0             | 0                 |
| Drug Equipment Violations        | 0             | 0             |             | 0.0                  | 0             | 0                 |
| Gambling Offenses                | 0             | 0             |             | 0.0                  | 0             | 0                 |
| Pornography                      | 0             | 0             |             | 0.0                  | 0             | 0                 |
| Prostitution Offenses            | 0             | 0             |             | 0.0                  | 0             | 0                 |
| Weapon Law Violations            | 0             | 0             |             | 0.0                  | 0             | 0                 |
| <b>Grand Total</b>               | <b>31</b>     | <b>32</b>     | <b>3.2%</b> | <b>35.4</b>          | <b>1</b>      | <b>2</b>          |

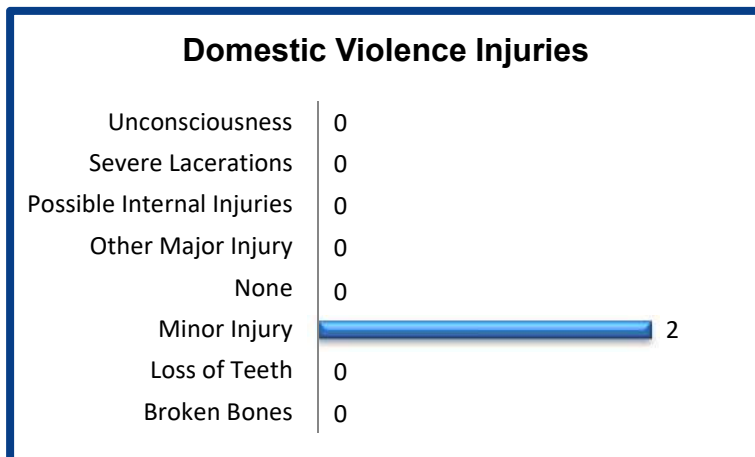
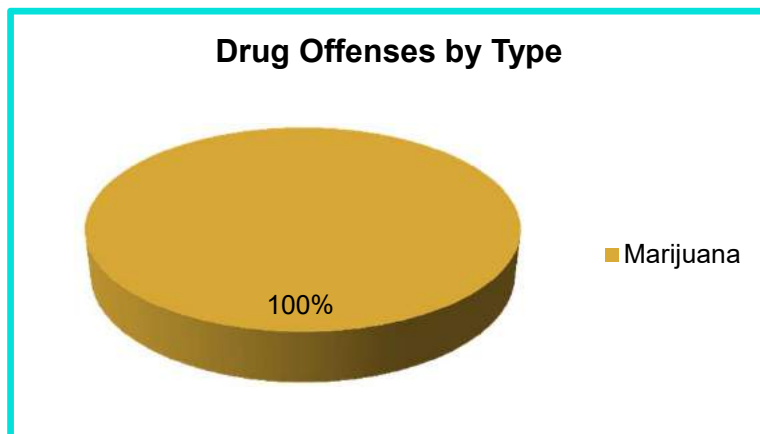
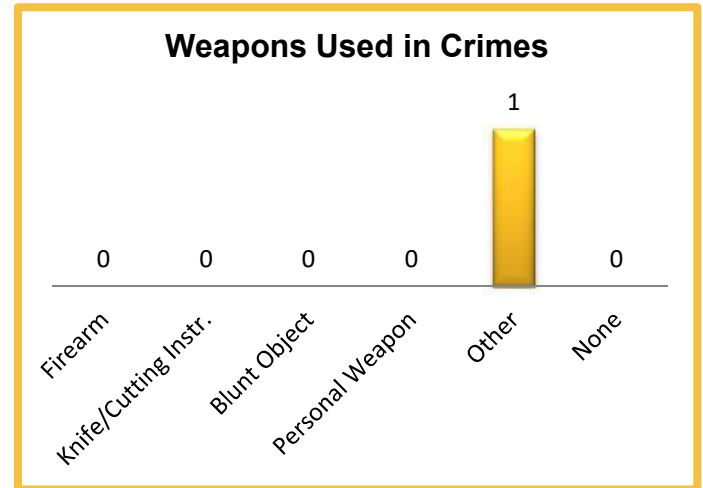
## 2017 Washington NIBRS Submission Agencies

Odessa PD

Continued

### 2017 Group B Arrests

| Offense               | Adult    | Juvenile |
|-----------------------|----------|----------|
| Bad Checks            | 0        | 0        |
| Curfew/Vagrancy       | 0        | 0        |
| Disorderly Conduct    | 0        | 0        |
| Drunkenness           | 0        | 0        |
| DUI                   | 1        | 0        |
| Family Offenses       | 0        | 0        |
| Liquor Law Violations | 0        | 0        |
| Peeping Tom           | 0        | 0        |
| Trespass              | 0        | 0        |
| All Other Offenses    | 5        | 1        |
| <b>Total</b>          | <b>6</b> | <b>1</b> |



### 2017 Property Values by Type

| Type                 | Value           |
|----------------------|-----------------|
| Seized               | \$0             |
| Burned               | \$0             |
| Counterfeited/Forged | \$0             |
| Destroyed/Damaged    | \$5,802         |
| Recovered            | \$33,000        |
| Stolen               | \$35,040        |
| <b>Total</b>         | <b>\$73,842</b> |

## 2017 Washington NIBRS Submission Agencies

**Reardan PD**

Lincoln County

Population: 570  
Months Reported: 12

**Offense Overview**

Offense Total 8  
# of Cleared Offense 5  
Percent Cleared 62.5%

**Group A Arrest Overview**

Arrest Total 5  
Adult Arrest Total 4  
Juvenile Arrest Total 1

| Group A Offenses                 | Reported 2016 | Reported 2017 | % of Change   | Crime Rate per 1,000 | Total Arrests | DV Offense Totals |
|----------------------------------|---------------|---------------|---------------|----------------------|---------------|-------------------|
| Murder                           | 0             | 0             |               | 0.0                  | 0             | 0                 |
| Manslaughter                     | 0             | 0             |               | 0.0                  | 0             | 0                 |
| Rape                             | 0             | 0             |               | 0.0                  | 0             | 0                 |
| Sodomy                           | 0             | 0             |               | 0.0                  | 0             | 0                 |
| Sexual Assault w/Object          | 0             | 0             |               | 0.0                  | 0             | 0                 |
| Fondling                         | 0             | 0             |               | 0.0                  | 0             | 0                 |
| Aggravated Assault               | 0             | 0             |               | 0.0                  | 0             | 0                 |
| Simple Assault                   | 4             | 2             | -50.0%        | 3.5                  | 1             | 1                 |
| Intimidation                     | 0             | 0             |               | 0.0                  | 0             | 0                 |
| Kidnapping                       | 0             | 0             |               | 0.0                  | 0             | 0                 |
| Incest                           | 0             | 0             |               | 0.0                  | 0             | 0                 |
| Statutory Rape                   | 0             | 0             |               | 0.0                  | 0             | 0                 |
| Human Trafficking Offenses       | 0             | 0             |               | 0.0                  | 0             | 0                 |
| Violation of No Contact/Protect. | 1             | 1             | 0.0%          | 1.8                  | 1             | 0                 |
| Robbery                          | 0             | 0             |               | 0.0                  | 0             | 0                 |
| Burglary                         | 1             | 2             | 100.0%        | 3.5                  | 0             | 0                 |
| Larceny-Theft Offenses           | 0             | 1             |               | 1.8                  | 1             | 0                 |
| Motor Vehicle Theft              | 1             | 1             | 0.0%          | 1.8                  | 1             | 0                 |
| Arson                            | 0             | 0             |               | 0.0                  | 0             | 0                 |
| Destruction of Property          | 3             | 1             | -66.7%        | 1.8                  | 1             | 0                 |
| Counterfeiting/Forgery           | 0             | 0             |               | 0.0                  | 0             | 0                 |
| Fraud Offenses                   | 0             | 0             |               | 0.0                  | 0             | 0                 |
| Embezzlement                     | 0             | 0             |               | 0.0                  | 0             | 0                 |
| Extortion/Blackmail              | 0             | 0             |               | 0.0                  | 0             | 0                 |
| Bribery                          | 0             | 0             |               | 0.0                  | 0             | 0                 |
| Stolen Property Offenses         | 0             | 0             |               | 0.0                  | 0             | 0                 |
| Animal Cruelty                   | 0             | 0             |               | 0.0                  | 0             | 0                 |
| Drug/Narcotic Violations         | 4             | 0             | -100.0%       | 0.0                  | 0             | 0                 |
| Drug Equipment Violations        | 0             | 0             |               | 0.0                  | 0             | 0                 |
| Gambling Offenses                | 0             | 0             |               | 0.0                  | 0             | 0                 |
| Pornography                      | 0             | 0             |               | 0.0                  | 0             | 0                 |
| Prostitution Offenses            | 0             | 0             |               | 0.0                  | 0             | 0                 |
| Weapon Law Violations            | 0             | 0             |               | 0.0                  | 0             | 0                 |
| <b>Grand Total</b>               | <b>14</b>     | <b>8</b>      | <b>-42.9%</b> | <b>14.0</b>          | <b>5</b>      | <b>1</b>          |

## 2017 Washington NIBRS Submission Agencies

Reardan PD

Continued

### 2017 Group B Arrests

| Offense               | Adult    | Juvenile |
|-----------------------|----------|----------|
| Bad Checks            | 0        | 0        |
| Curfew/Vagrancy       | 0        | 0        |
| Disorderly Conduct    | 0        | 0        |
| Drunkenness           | 0        | 0        |
| DUI                   | 0        | 0        |
| Family Offenses       | 0        | 0        |
| Liquor Law Violations | 0        | 1        |
| Peeping Tom           | 0        | 0        |
| Trespass              | 0        | 0        |
| All Other Offenses    | 0        | 0        |
| <b>Total</b>          | <b>0</b> | <b>1</b> |

### Weapons Used in Crimes

**No Weapons  
Reported**

### Drug Offenses by Type

**No Drug Offenses by Type  
Reported**

### Relationship of Victim to Offender

|                |   |
|----------------|---|
| Other          | 0 |
| Not Known      | 0 |
| Outside Family | 1 |
| Within Family  | 1 |

### Domestic Violence Injuries

|                            |   |
|----------------------------|---|
| Unconsciousness            | 0 |
| Severe Lacerations         | 0 |
| Possible Internal Injuries | 0 |
| Other Major Injury         | 0 |
| None                       | 0 |
| Minor Injury               | 1 |
| Loss of Teeth              | 0 |
| Broken Bones               | 0 |

### 2017 Property Values by Type

| Type                 | Value          |
|----------------------|----------------|
| Seized               | \$0            |
| Burned               | \$0            |
| Counterfeited/Forged | \$0            |
| Destroyed/Damaged    | \$100          |
| Recovered            | \$1,500        |
| Stolen               | \$2,050        |
| <b>Total</b>         | <b>\$3,650</b> |

## 2017 Washington NIBRS Submission Agencies

**Mason SO**

Mason County

Population: 53,070  
Months Reported: 12

**Offense Overview**

Offense Total 2,147  
# of Cleared Offense 476  
Percent Cleared 22.2%

**Group A Arrest Overview**

Arrest Total 284  
Adult Arrest Total 284  
Juvenile Arrest Total 0

| Group A Offenses                 | Reported 2016 | Reported 2017 | % of Change | Crime Rate per 1,000 | Total Arrests | DV Offense Totals |
|----------------------------------|---------------|---------------|-------------|----------------------|---------------|-------------------|
| Murder                           | 5             | 6             | 20.0%       | 0.1                  | 2             | 3                 |
| Manslaughter                     | 0             | 0             |             | 0.0                  | 0             | 0                 |
| Rape                             | 15            | 7             | -53.3%      | 0.1                  | 6             | 2                 |
| Sodomy                           | 0             | 0             |             | 0.0                  | 0             | 0                 |
| Sexual Assault w/Object          | 0             | 0             |             | 0.0                  | 0             | 0                 |
| Fondling                         | 36            | 51            | 41.7%       | 1.0                  | 2             | 21                |
| Aggravated Assault               | 72            | 54            | -25.0%      | 1.0                  | 49            | 23                |
| Simple Assault                   | 168           | 219           | 30.4%       | 4.1                  | 72            | 159               |
| Intimidation                     | 2             | 18            | 800.0%      | 0.3                  | 0             | 12                |
| Kidnapping                       | 12            | 5             | -58.3%      | 0.1                  | 7             | 5                 |
| Incest                           | 0             | 0             |             | 0.0                  | 0             | 0                 |
| Statutory Rape                   | 0             | 0             |             | 0.0                  | 0             | 0                 |
| Human Trafficking Offenses       | 0             | 0             |             | 0.0                  | 0             | 0                 |
| Violation of No Contact/Protect. | 81            | 73            | -9.9%       | 1.4                  | 5             | 67                |
| Robbery                          | 9             | 7             | -22.2%      | 0.1                  | 6             | 1                 |
| Burglary                         | 351           | 492           | 40.2%       | 9.3                  | 34            | 17                |
| Larceny-Theft Offenses           | 565           | 484           | -14.3%      | 9.1                  | 19            | 7                 |
| Motor Vehicle Theft              | 126           | 120           | -4.8%       | 2.3                  | 4             | 6                 |
| Arson                            | 3             | 2             | -33.3%      | 0.0                  | 0             | 0                 |
| Destruction of Property          | 243           | 239           | -1.6%       | 4.5                  | 7             | 0                 |
| Counterfeiting/Forgery           | 32            | 19            | -40.6%      | 0.4                  | 2             | 0                 |
| Fraud Offenses                   | 123           | 136           | 10.6%       | 2.6                  | 2             | 0                 |
| Embezzlement                     | 0             | 0             |             | 0.0                  | 0             | 0                 |
| Extortion/Blackmail              | 1             | 0             | -100.0%     | 0.0                  | 0             | 0                 |
| Bribery                          | 0             | 0             |             | 0.0                  | 0             | 0                 |
| Stolen Property Offenses         | 35            | 15            | -57.1%      | 0.3                  | 16            | 0                 |
| Animal Cruelty                   | 0             | 0             |             | 0.0                  | 0             | 0                 |
| Drug/Narcotic Violations         | 117           | 83            | -29.1%      | 1.6                  | 43            | 0                 |
| Drug Equipment Violations        | 22            | 14            | -36.4%      | 0.3                  | 1             | 0                 |
| Gambling Offenses                | 0             | 0             |             | 0.0                  | 0             | 0                 |
| Pornography                      | 1             | 0             | -100.0%     | 0.0                  | 0             | 0                 |
| Prostitution Offenses            | 0             | 0             |             | 0.0                  | 0             | 0                 |
| Weapon Law Violations            | 121           | 103           | -14.9%      | 1.9                  | 7             | 0                 |
| <b>Grand Total</b>               | <b>2,140</b>  | <b>2,147</b>  | <b>0.3%</b> | <b>40.5</b>          | <b>284</b>    | <b>323</b>        |

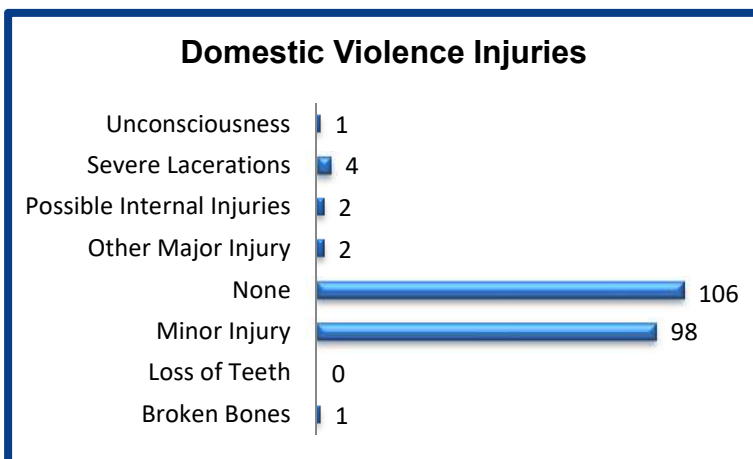
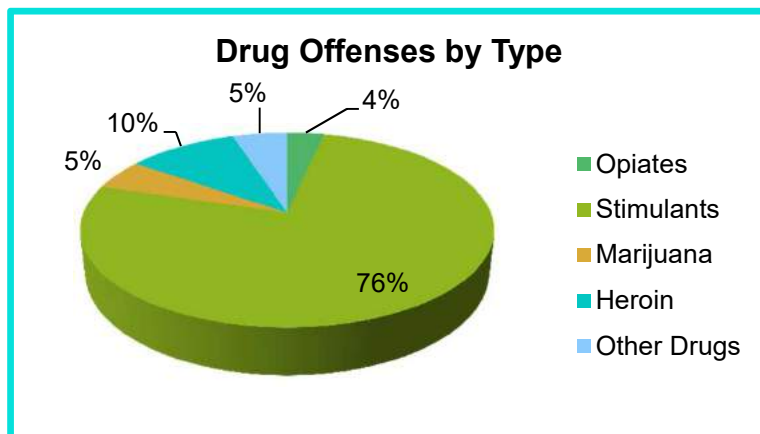
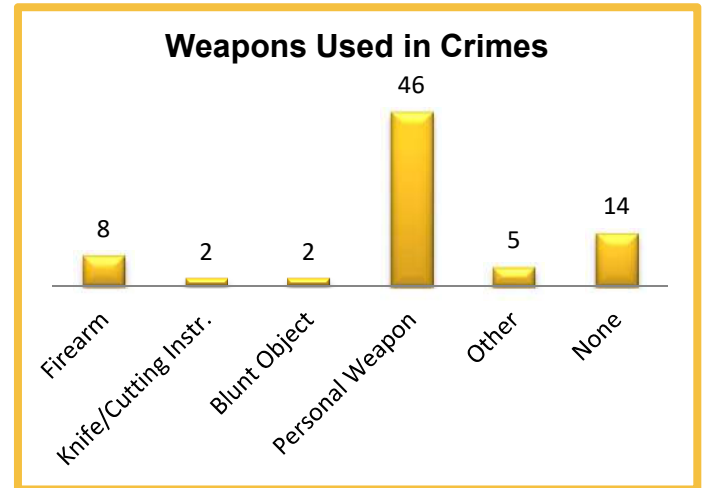
## 2017 Washington NIBRS Submission Agencies

Mason SO

Continued

### 2017 Group B Arrests

| Offense               | Adult      | Juvenile |
|-----------------------|------------|----------|
| Bad Checks            | 0          | 0        |
| Curfew/Vagrancy       | 0          | 0        |
| Disorderly Conduct    | 12         | 0        |
| Drunkenness           | 0          | 0        |
| DUI                   | 53         | 0        |
| Family Offenses       | 0          | 0        |
| Liquor Law Violations | 1          | 0        |
| Peeping Tom           | 0          | 0        |
| Trespass              | 24         | 0        |
| All Other Offenses    | 763        | 0        |
| <b>Total</b>          | <b>853</b> | <b>0</b> |



### 2017 Property Values by Type

| Type                 | Value              |
|----------------------|--------------------|
| Seized               | \$10,122           |
| Burned               | \$5,001            |
| Counterfeited/Forged | \$724              |
| Destroyed/Damaged    | \$356,775          |
| Recovered            | \$395,452          |
| Stolen               | \$1,737,144        |
| <b>Total</b>         | <b>\$2,505,218</b> |

## 2017 Washington NIBRS Submission Agencies

**Shelton PD**

Mason County

Population: 10,120  
Months Reported: 12

### Offense Overview

Offense Total 946  
# of Cleared Offense 191  
Percent Cleared 20.2%

### Group A Arrest Overview

Arrest Total 163  
Adult Arrest Total 161  
Juvenile Arrest Total 2

| Group A Offenses                 | Reported 2016 | Reported 2017 | % of Change   | Crime Rate per 1,000 | Total Arrests | DV Offense Totals |
|----------------------------------|---------------|---------------|---------------|----------------------|---------------|-------------------|
| Murder                           | 0             | 0             |               | 0.0                  | 0             | 0                 |
| Manslaughter                     | 1             | 0             | -100.0%       | 0.0                  | 0             | 0                 |
| Rape                             | 6             | 5             | -16.7%        | 0.5                  | 0             | 1                 |
| Sodomy                           | 1             | 2             | 100.0%        | 0.2                  | 0             | 0                 |
| Sexual Assault w/Object          | 0             | 0             |               | 0.0                  | 0             | 0                 |
| Fondling                         | 15            | 10            | -33.3%        | 1.0                  | 2             | 1                 |
| Aggravated Assault               | 15            | 16            | 6.7%          | 1.6                  | 10            | 5                 |
| Simple Assault                   | 100           | 83            | -17.0%        | 8.2                  | 28            | 35                |
| Intimidation                     | 3             | 2             | -33.3%        | 0.2                  | 0             | 1                 |
| Kidnapping                       | 4             | 3             | -25.0%        | 0.3                  | 1             | 3                 |
| Incest                           | 2             | 1             | -50.0%        | 0.1                  | 0             | 0                 |
| Statutory Rape                   | 1             | 1             | 0.0%          | 0.1                  | 0             | 0                 |
| Human Trafficking Offenses       | 0             | 0             |               | 0.0                  | 0             | 0                 |
| Violation of No Contact/Protect. | 29            | 37            | 27.6%         | 3.7                  | 9             | 33                |
| Robbery                          | 5             | 8             | 60.0%         | 0.8                  | 7             | 0                 |
| Burglary                         | 76            | 97            | 27.6%         | 9.6                  | 18            | 1                 |
| Larceny-Theft Offenses           | 462           | 391           | -15.4%        | 38.6                 | 48            | 1                 |
| Motor Vehicle Theft              | 68            | 48            | -29.4%        | 4.7                  | 1             | 1                 |
| Arson                            | 1             | 0             | -100.0%       | 0.0                  | 0             | 0                 |
| Destruction of Property          | 94            | 103           | 9.6%          | 10.2                 | 10            | 0                 |
| Counterfeiting/Forgery           | 25            | 24            | -4.0%         | 2.4                  | 2             | 0                 |
| Fraud Offenses                   | 42            | 22            | -47.6%        | 2.2                  | 2             | 0                 |
| Embezzlement                     | 0             | 0             |               | 0.0                  | 0             | 0                 |
| Extortion/Blackmail              | 0             | 0             |               | 0.0                  | 0             | 0                 |
| Bribery                          | 0             | 0             |               | 0.0                  | 0             | 0                 |
| Stolen Property Offenses         | 10            | 10            | 0.0%          | 1.0                  | 0             | 0                 |
| Animal Cruelty                   | 0             | 0             |               | 0.0                  | 0             | 0                 |
| Drug/Narcotic Violations         | 82            | 56            | -31.7%        | 5.5                  | 15            | 0                 |
| Drug Equipment Violations        | 15            | 17            | 13.3%         | 1.7                  | 6             | 0                 |
| Gambling Offenses                | 0             | 0             |               | 0.0                  | 0             | 0                 |
| Pornography                      | 3             | 1             | -66.7%        | 0.1                  | 0             | 0                 |
| Prostitution Offenses            | 1             | 0             | -100.0%       | 0.0                  | 0             | 0                 |
| Weapon Law Violations            | 19            | 9             | -52.6%        | 0.9                  | 4             | 0                 |
| <b>Grand Total</b>               | <b>1,080</b>  | <b>946</b>    | <b>-12.4%</b> | <b>93.5</b>          | <b>163</b>    | <b>82</b>         |

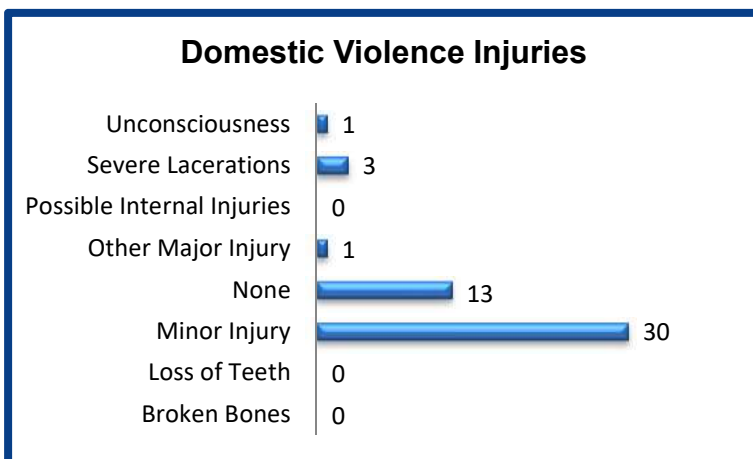
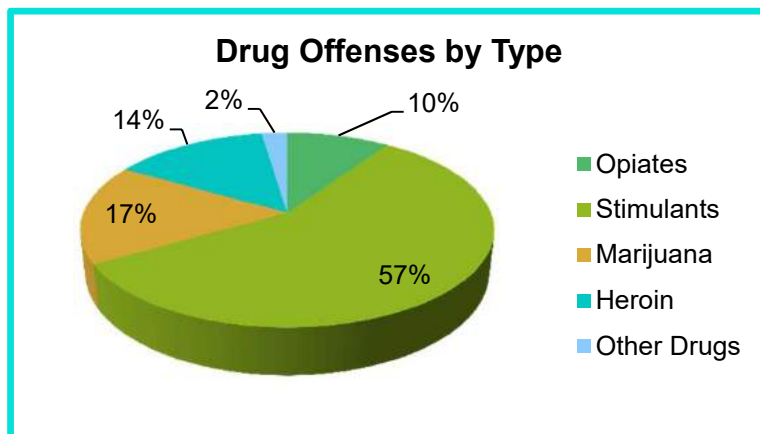
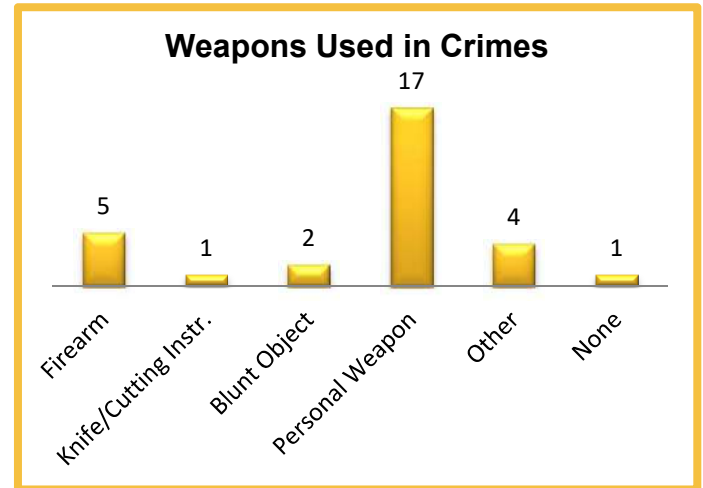
## 2017 Washington NIBRS Submission Agencies

Shelton PD

Continued

### 2017 Group B Arrests

| Offense               | Adult      | Juvenile |
|-----------------------|------------|----------|
| Bad Checks            | 1          | 0        |
| Curfew/Vagrancy       | 0          | 0        |
| Disorderly Conduct    | 23         | 0        |
| Drunkenness           | 0          | 0        |
| DUI                   | 24         | 0        |
| Family Offenses       | 0          | 0        |
| Liquor Law Violations | 2          | 0        |
| Peeping Tom           | 0          | 0        |
| Trespass              | 35         | 0        |
| All Other Offenses    | 336        | 5        |
| <b>Total</b>          | <b>421</b> | <b>5</b> |



### 2017 Property Values by Type

| Type                 | Value            |
|----------------------|------------------|
| Seized               | \$49             |
| Burned               | \$0              |
| Counterfeited/Forged | \$17,727         |
| Destroyed/Damaged    | \$40,804         |
| Recovered            | \$147,270        |
| Stolen               | \$340,645        |
| <b>Total</b>         | <b>\$546,495</b> |

## 2017 Washington NIBRS Submission Agencies

**Okanogan SO**

Okanogan County

Population: 29,396  
Months Reported: 12

**Offense Overview**

Offense Total 432  
# of Cleared Offense 161  
Percent Cleared 37.3%

**Group A Arrest Overview**

Arrest Total 42  
Adult Arrest Total 42  
Juvenile Arrest Total 0

| Group A Offenses                 | Reported 2016 | Reported 2017 | % of Change   | Crime Rate per 1,000 | Total Arrests | DV Offense Totals |
|----------------------------------|---------------|---------------|---------------|----------------------|---------------|-------------------|
| Murder                           | 0             | 1             |               | 0.0                  | 1             | 0                 |
| Manslaughter                     | 0             | 0             |               | 0.0                  | 0             | 0                 |
| Rape                             | 3             | 4             | 33.3%         | 0.1                  | 0             | 1                 |
| Sodomy                           | 0             | 0             |               | 0.0                  | 0             | 0                 |
| Sexual Assault w/Object          | 0             | 0             |               | 0.0                  | 0             | 0                 |
| Fondling                         | 0             | 1             |               | 0.0                  | 1             | 0                 |
| Aggravated Assault               | 26            | 27            | 3.8%          | 0.9                  | 5             | 20                |
| Simple Assault                   | 109           | 86            | -21.1%        | 2.9                  | 7             | 68                |
| Intimidation                     | 12            | 7             | -41.7%        | 0.2                  | 0             | 4                 |
| Kidnapping                       | 0             | 3             |               | 0.1                  | 1             | 2                 |
| Incest                           | 0             | 0             |               | 0.0                  | 0             | 0                 |
| Statutory Rape                   | 0             | 0             |               | 0.0                  | 0             | 0                 |
| Human Trafficking Offenses       | 0             | 0             |               | 0.0                  | 0             | 0                 |
| Violation of No Contact/Protect. | 0             | 3             |               | 0.1                  | 0             | 3                 |
| Robbery                          | 0             | 1             |               | 0.0                  | 0             | 0                 |
| Burglary                         | 101           | 74            | -26.7%        | 2.5                  | 4             | 2                 |
| Larceny-Theft Offenses           | 122           | 79            | -35.2%        | 2.7                  | 4             | 1                 |
| Motor Vehicle Theft              | 27            | 20            | -25.9%        | 0.7                  | 1             | 0                 |
| Arson                            | 1             | 2             | 100.0%        | 0.1                  | 1             | 0                 |
| Destruction of Property          | 71            | 62            | -12.7%        | 2.1                  | 6             | 0                 |
| Counterfeiting/Forgery           | 1             | 0             | -100.0%       | 0.0                  | 0             | 0                 |
| Fraud Offenses                   | 3             | 3             | 0.0%          | 0.1                  | 0             | 0                 |
| Embezzlement                     | 0             | 0             |               | 0.0                  | 0             | 0                 |
| Extortion/Blackmail              | 0             | 0             |               | 0.0                  | 0             | 0                 |
| Bribery                          | 0             | 0             |               | 0.0                  | 0             | 0                 |
| Stolen Property Offenses         | 1             | 5             | 400.0%        | 0.2                  | 0             | 0                 |
| Animal Cruelty                   | 0             | 0             |               | 0.0                  | 0             | 0                 |
| Drug/Narcotic Violations         | 37            | 32            | -13.5%        | 1.1                  | 8             | 0                 |
| Drug Equipment Violations        | 16            | 11            | -31.3%        | 0.4                  | 0             | 0                 |
| Gambling Offenses                | 0             | 0             |               | 0.0                  | 0             | 0                 |
| Pornography                      | 0             | 0             |               | 0.0                  | 0             | 0                 |
| Prostitution Offenses            | 0             | 0             |               | 0.0                  | 0             | 0                 |
| Weapon Law Violations            | 10            | 11            | 10.0%         | 0.4                  | 3             | 0                 |
| <b>Grand Total</b>               | <b>540</b>    | <b>432</b>    | <b>-20.0%</b> | <b>14.7</b>          | <b>42</b>     | <b>101</b>        |

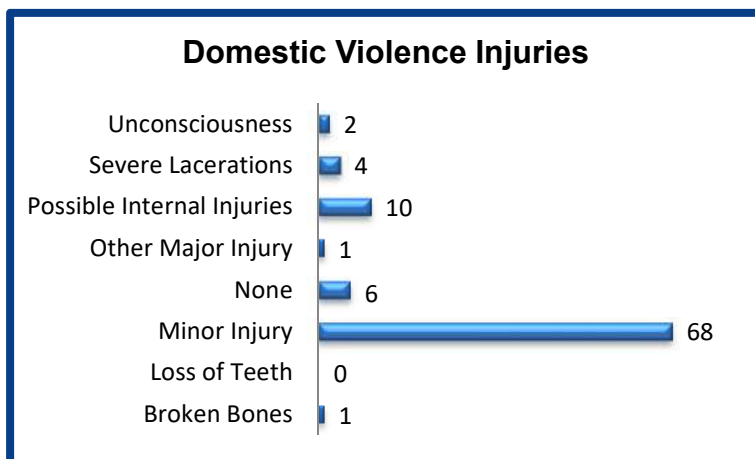
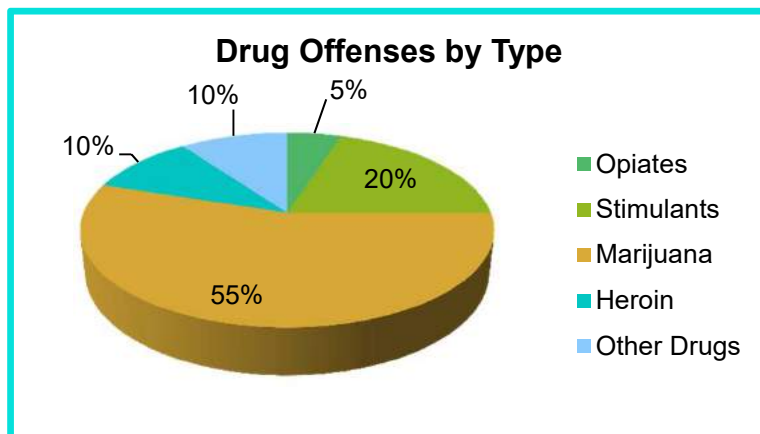
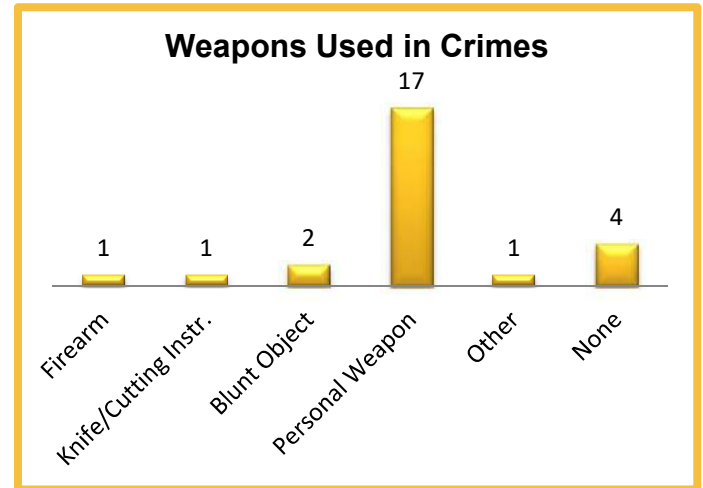
## 2017 Washington NIBRS Submission Agencies

Okanogan SO

Continued

### 2017 Group B Arrests

| Offense               | Adult      | Juvenile |
|-----------------------|------------|----------|
| Bad Checks            | 0          | 0        |
| Curfew/Vagrancy       | 0          | 0        |
| Disorderly Conduct    | 3          | 0        |
| Drunkenness           | 0          | 0        |
| DUI                   | 23         | 0        |
| Family Offenses       | 0          | 0        |
| Liquor Law Violations | 1          | 0        |
| Peeping Tom           | 0          | 0        |
| Trespass              | 2          | 0        |
| All Other Offenses    | 269        | 0        |
| <b>Total</b>          | <b>298</b> | <b>0</b> |



### 2017 Property Values by Type

| Type                 | Value            |
|----------------------|------------------|
| Seized               | \$10             |
| Burned               | \$80,210         |
| Counterfeited/Forged | \$0              |
| Destroyed/Damaged    | \$35,638         |
| Recovered            | \$97,924         |
| Stolen               | \$499,313        |
| <b>Total</b>         | <b>\$713,095</b> |

## 2017 Washington NIBRS Submission Agencies

**Brewster PD**

Okanogan County

Population: 2,400  
Months Reported: 11

**Offense Overview**

Offense Total 43  
# of Cleared Offense 24  
Percent Cleared 55.8%

**Group A Arrest Overview**

Arrest Total 12  
Adult Arrest Total 12  
Juvenile Arrest Total 0

| Group A Offenses                 | Reported 2016 | Reported 2017 | % of Change* | Crime Rate per 1,000 | Total Arrests | DV Offense Totals |
|----------------------------------|---------------|---------------|--------------|----------------------|---------------|-------------------|
| Murder                           | 0             | 0             |              | 0.0                  | 0             | 0                 |
| Manslaughter                     | 0             | 0             |              | 0.0                  | 0             | 0                 |
| Rape                             | 2             | 2             |              | 0.8                  | 1             | 2                 |
| Sodomy                           | 0             | 0             |              | 0.0                  | 0             | 0                 |
| Sexual Assault w/Object          | 0             | 0             |              | 0.0                  | 0             | 0                 |
| Fondling                         | 0             | 0             |              | 0.0                  | 0             | 0                 |
| Aggravated Assault               | 8             | 1             |              | 0.4                  | 1             | 0                 |
| Simple Assault                   | 10            | 10            |              | 4.2                  | 4             | 4                 |
| Intimidation                     | 1             | 5             |              | 2.1                  | 0             | 1                 |
| Kidnapping                       | 1             | 0             |              | 0.0                  | 0             | 0                 |
| Incest                           | 0             | 0             |              | 0.0                  | 0             | 0                 |
| Statutory Rape                   | 0             | 0             |              | 0.0                  | 0             | 0                 |
| Human Trafficking Offenses       | 0             | 0             |              | 0.0                  | 0             | 0                 |
| Violation of No Contact/Protect. | 0             | 0             |              | 0.0                  | 0             | 0                 |
| Robbery                          | 1             | 0             |              | 0.0                  | 0             | 0                 |
| Burglary                         | 9             | 5             |              | 2.1                  | 2             | 2                 |
| Larceny-Theft Offenses           | 17            | 10            |              | 4.2                  | 2             | 0                 |
| Motor Vehicle Theft              | 4             | 2             |              | 0.8                  | 0             | 0                 |
| Arson                            | 0             | 0             |              | 0.0                  | 0             | 0                 |
| Destruction of Property          | 11            | 6             |              | 2.5                  | 1             | 0                 |
| Counterfeiting/Forgery           | 0             | 0             |              | 0.0                  | 0             | 0                 |
| Fraud Offenses                   | 0             | 2             |              | 0.8                  | 0             | 0                 |
| Embezzlement                     | 0             | 0             |              | 0.0                  | 0             | 0                 |
| Extortion/Blackmail              | 0             | 0             |              | 0.0                  | 0             | 0                 |
| Bribery                          | 0             | 0             |              | 0.0                  | 0             | 0                 |
| Stolen Property Offenses         | 0             | 0             |              | 0.0                  | 1             | 0                 |
| Animal Cruelty                   | 0             | 0             |              | 0.0                  | 0             | 0                 |
| Drug/Narcotic Violations         | 14            | 0             |              | 0.0                  | 0             | 0                 |
| Drug Equipment Violations        | 2             | 0             |              | 0.0                  | 0             | 0                 |
| Gambling Offenses                | 0             | 0             |              | 0.0                  | 0             | 0                 |
| Pornography                      | 0             | 0             |              | 0.0                  | 0             | 0                 |
| Prostitution Offenses            | 0             | 0             |              | 0.0                  | 0             | 0                 |
| Weapon Law Violations            | 2             | 0             |              | 0.0                  | 0             | 0                 |
| <b>Grand Total</b>               | <b>82</b>     | <b>43</b>     |              | <b>17.9</b>          | <b>12</b>     | <b>9</b>          |

\* Please see #10 in the NIBRS Individual Agency Page Table Legend on page 80

## 2017 Washington NIBRS Submission Agencies

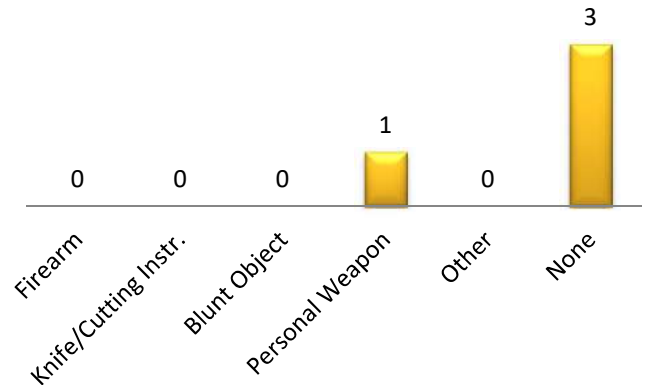
**Brewster PD**

Continued

### 2017 Group B Arrests

| Offense               | Adult     | Juvenile |
|-----------------------|-----------|----------|
| Bad Checks            | 0         | 0        |
| Curfew/Vagrancy       | 0         | 0        |
| Disorderly Conduct    | 0         | 0        |
| Drunkenness           | 0         | 0        |
| DUI                   | 9         | 0        |
| Family Offenses       | 0         | 0        |
| Liquor Law Violations | 0         | 0        |
| Peeping Tom           | 0         | 0        |
| Trespass              | 0         | 0        |
| All Other Offenses    | 47        | 2        |
| <b>Total</b>          | <b>56</b> | <b>2</b> |

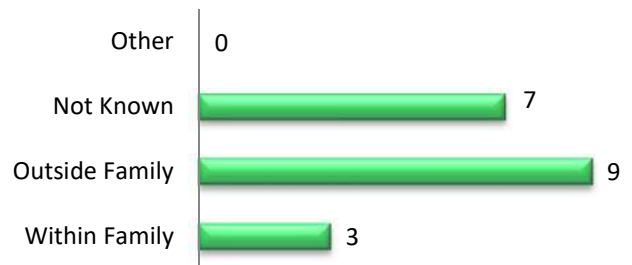
### Weapons Used in Crimes



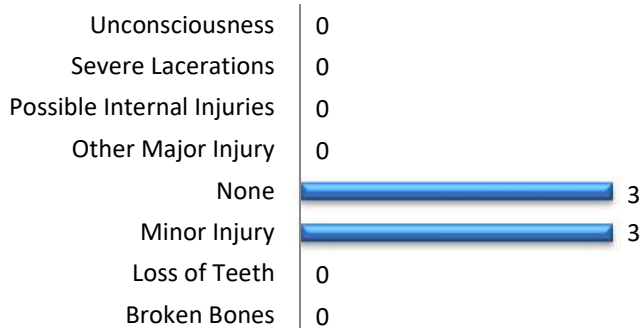
### Drug Offenses by Type

**No Drug Offenses by Type Reported**

### Relationship of Victim to Offender



### Domestic Violence Injuries



### 2017 Property Values by Type

| Type                 | Value           |
|----------------------|-----------------|
| Seized               | \$0             |
| Burned               | \$0             |
| Counterfeited/Forged | \$0             |
| Destroyed/Damaged    | \$2,470         |
| Recovered            | \$10,368        |
| Stolen               | \$11,403        |
| <b>Total</b>         | <b>\$24,241</b> |

## 2017 Washington NIBRS Submission Agencies

**Coulee Dam PD**

Okanogan County

Population: 1,100  
Months Reported: 11

**Offense Overview**

Offense Total 48  
# of Cleared Offense 13  
Percent Cleared 27.1%

**Group A Arrest Overview**

Arrest Total 15  
Adult Arrest Total 15  
Juvenile Arrest Total 0

| Group A Offenses                 | Reported 2016 | Reported 2017 | % of Change* | Crime Rate per 1,000 | Total Arrests | DV Offense Totals |
|----------------------------------|---------------|---------------|--------------|----------------------|---------------|-------------------|
| Murder                           | 0             | 0             |              | 0.0                  | 0             | 0                 |
| Manslaughter                     | 0             | 0             |              | 0.0                  | 0             | 0                 |
| Rape                             | 0             | 0             |              | 0.0                  | 0             | 0                 |
| Sodomy                           | 0             | 0             |              | 0.0                  | 0             | 0                 |
| Sexual Assault w/Object          | 0             | 0             |              | 0.0                  | 0             | 0                 |
| Fondling                         | 0             | 0             |              | 0.0                  | 0             | 0                 |
| Aggravated Assault               | 0             | 0             |              | 0.0                  | 0             | 0                 |
| Simple Assault                   | 6             | 6             |              | 5.5                  | 1             | 2                 |
| Intimidation                     | 0             | 0             |              | 0.0                  | 0             | 0                 |
| Kidnapping                       | 0             | 0             |              | 0.0                  | 0             | 0                 |
| Incest                           | 0             | 0             |              | 0.0                  | 0             | 0                 |
| Statutory Rape                   | 0             | 0             |              | 0.0                  | 0             | 0                 |
| Human Trafficking Offenses       | 0             | 0             |              | 0.0                  | 0             | 0                 |
| Violation of No Contact/Protect. | 0             | 5             |              | 4.5                  | 2             | 5                 |
| Robbery                          | 0             | 0             |              | 0.0                  | 0             | 0                 |
| Burglary                         | 5             | 16            |              | 14.5                 | 6             | 0                 |
| Larceny-Theft Offenses           | 35            | 11            |              | 10.0                 | 4             | 0                 |
| Motor Vehicle Theft              | 8             | 0             |              | 0.0                  | 0             | 0                 |
| Arson                            | 0             | 0             |              | 0.0                  | 0             | 0                 |
| Destruction of Property          | 2             | 5             |              | 4.5                  | 1             | 0                 |
| Counterfeiting/Forgery           | 0             | 2             |              | 1.8                  | 0             | 0                 |
| Fraud Offenses                   | 0             | 1             |              | 0.9                  | 0             | 0                 |
| Embezzlement                     | 0             | 0             |              | 0.0                  | 0             | 0                 |
| Extortion/Blackmail              | 0             | 0             |              | 0.0                  | 0             | 0                 |
| Bribery                          | 0             | 0             |              | 0.0                  | 0             | 0                 |
| Stolen Property Offenses         | 0             | 0             |              | 0.0                  | 0             | 0                 |
| Animal Cruelty                   | 0             | 0             |              | 0.0                  | 0             | 0                 |
| Drug/Narcotic Violations         | 2             | 2             |              | 1.8                  | 1             | 0                 |
| Drug Equipment Violations        | 0             | 0             |              | 0.0                  | 0             | 0                 |
| Gambling Offenses                | 0             | 0             |              | 0.0                  | 0             | 0                 |
| Pornography                      | 0             | 0             |              | 0.0                  | 0             | 0                 |
| Prostitution Offenses            | 0             | 0             |              | 0.0                  | 0             | 0                 |
| Weapon Law Violations            | 0             | 0             |              | 0.0                  | 0             | 0                 |
| <b>Grand Total</b>               | <b>58</b>     | <b>48</b>     |              | <b>43.6</b>          | <b>15</b>     | <b>7</b>          |

\* Please see #10 in the NIBRS Individual Agency Page Table Legend on page 80

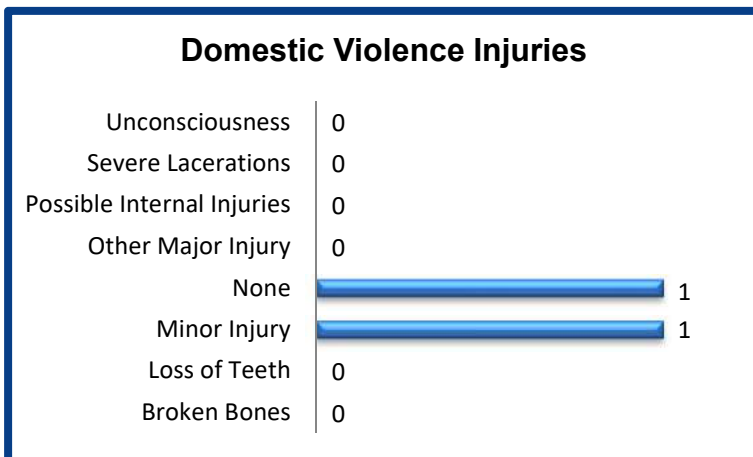
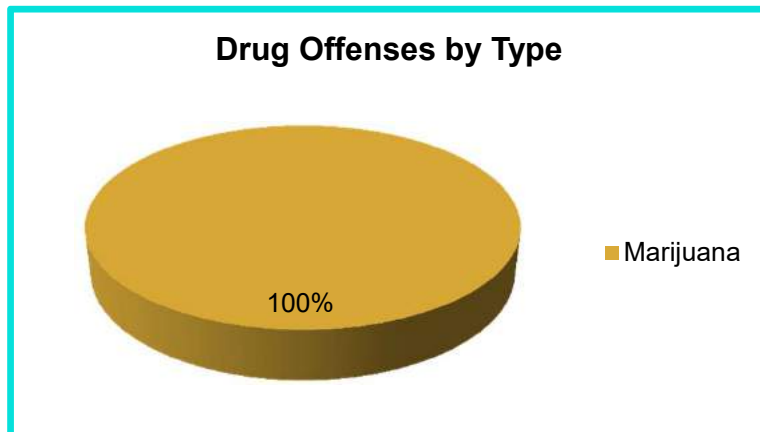
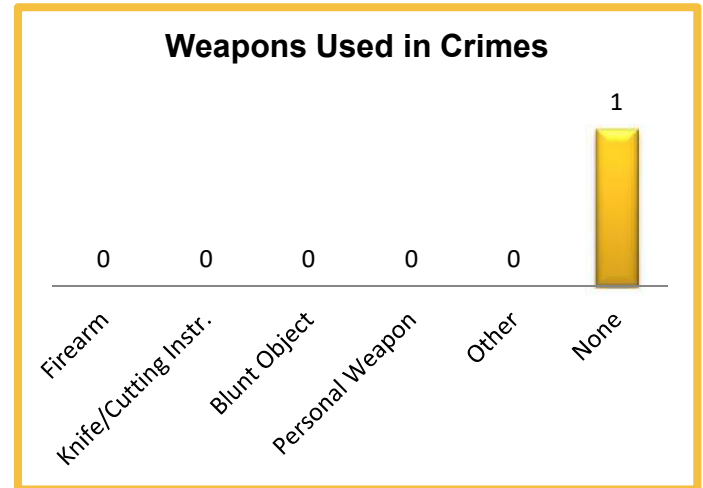
## 2017 Washington NIBRS Submission Agencies

Coulee Dam PD

Continued

### 2017 Group B Arrests

| Offense               | Adult    | Juvenile |
|-----------------------|----------|----------|
| Bad Checks            | 0        | 0        |
| Curfew/Vagrancy       | 0        | 0        |
| Disorderly Conduct    | 0        | 0        |
| Drunkenness           | 0        | 0        |
| DUI                   | 0        | 0        |
| Family Offenses       | 0        | 0        |
| Liquor Law Violations | 0        | 0        |
| Peeping Tom           | 0        | 0        |
| Trespass              | 1        | 0        |
| All Other Offenses    | 7        | 0        |
| <b>Total</b>          | <b>8</b> | <b>0</b> |



### 2017 Property Values by Type

| Type                 | Value           |
|----------------------|-----------------|
| Seized               | \$0             |
| Burned               | \$0             |
| Counterfeited/Forged | \$25            |
| Destroyed/Damaged    | \$1,955         |
| Recovered            | \$0             |
| Stolen               | \$17,696        |
| <b>Total</b>         | <b>\$19,676</b> |

## 2017 Washington NIBRS Submission Agencies

**Omak PD**

Okanogan County

Population: 4,925  
Months Reported: 6

### Offense Overview

Offense Total 278  
# of Cleared Offense 119  
Percent Cleared 42.8%

### Group A Arrest Overview

Arrest Total 104  
Adult Arrest Total 101  
Juvenile Arrest Total 3

| Group A Offenses                 | Reported 2016 | Reported 2017 | % of Change* | Crime Rate per 1,000 | Total Arrests | DV Offense Totals |
|----------------------------------|---------------|---------------|--------------|----------------------|---------------|-------------------|
| Murder                           | 0             | 0             |              | 0.0                  | 0             | 0                 |
| Manslaughter                     | 0             | 0             |              | 0.0                  | 0             | 0                 |
| Rape                             | 5             | 0             |              | 0.0                  | 0             | 0                 |
| Sodomy                           | 0             | 0             |              | 0.0                  | 0             | 0                 |
| Sexual Assault w/Object          | 0             | 0             |              | 0.0                  | 0             | 0                 |
| Fondling                         | 0             | 0             |              | 0.0                  | 0             | 0                 |
| Aggravated Assault               | 13            | 9             |              | 1.8                  | 4             | 2                 |
| Simple Assault                   | 65            | 42            |              | 8.5                  | 25            | 19                |
| Intimidation                     | 13            | 11            |              | 2.2                  | 0             | 0                 |
| Kidnapping                       | 1             | 0             |              | 0.0                  | 0             | 0                 |
| Incest                           | 0             | 0             |              | 0.0                  | 0             | 0                 |
| Statutory Rape                   | 0             | 1             |              | 0.2                  | 0             | 0                 |
| Human Trafficking Offenses       | 0             | 0             |              | 0.0                  | 0             | 0                 |
| Violation of No Contact/Protect. | 0             | 0             |              | 0.0                  | 0             | 0                 |
| Robbery                          | 8             | 2             |              | 0.4                  | 1             | 0                 |
| Burglary                         | 45            | 27            |              | 5.5                  | 14            | 0                 |
| Larceny-Theft Offenses           | 141           | 102           |              | 20.7                 | 34            | 0                 |
| Motor Vehicle Theft              | 18            | 8             |              | 1.6                  | 2             | 0                 |
| Arson                            | 2             | 0             |              | 0.0                  | 0             | 0                 |
| Destruction of Property          | 46            | 44            |              | 8.9                  | 9             | 0                 |
| Counterfeiting/Forgery           | 3             | 0             |              | 0.0                  | 0             | 0                 |
| Fraud Offenses                   | 16            | 6             |              | 1.2                  | 0             | 0                 |
| Embezzlement                     | 0             | 0             |              | 0.0                  | 0             | 0                 |
| Extortion/Blackmail              | 0             | 0             |              | 0.0                  | 0             | 0                 |
| Bribery                          | 0             | 0             |              | 0.0                  | 0             | 0                 |
| Stolen Property Offenses         | 1             | 1             |              | 0.2                  | 1             | 0                 |
| Animal Cruelty                   | 0             | 0             |              | 0.0                  | 0             | 0                 |
| Drug/Narcotic Violations         | 33            | 21            |              | 4.3                  | 13            | 0                 |
| Drug Equipment Violations        | 2             | 1             |              | 0.2                  | 0             | 0                 |
| Gambling Offenses                | 0             | 0             |              | 0.0                  | 0             | 0                 |
| Pornography                      | 0             | 0             |              | 0.0                  | 0             | 0                 |
| Prostitution Offenses            | 0             | 0             |              | 0.0                  | 0             | 0                 |
| Weapon Law Violations            | 1             | 3             |              | 0.6                  | 1             | 0                 |
| <b>Grand Total</b>               | <b>413</b>    | <b>278</b>    |              | <b>56.4</b>          | <b>104</b>    | <b>21</b>         |

\* Please see #10 in the NIBRS Individual Agency Page Table Legend on page 80

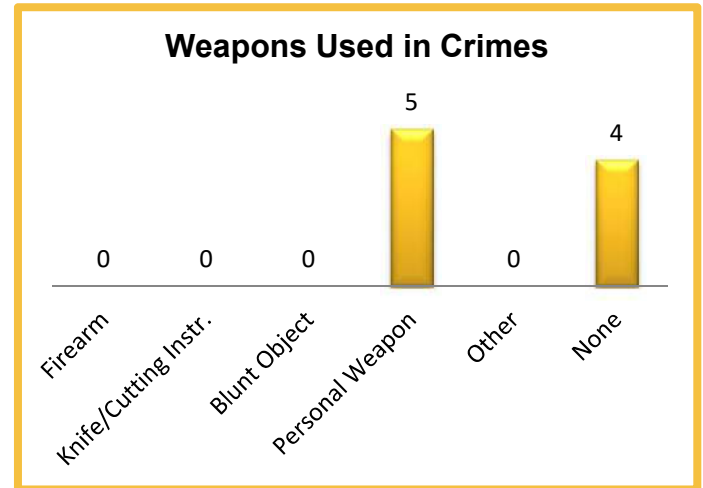
## 2017 Washington NIBRS Submission Agencies

Omak PD

Continued

### 2017 Group B Arrests

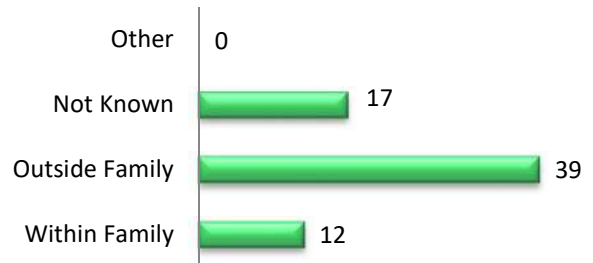
| Offense               | Adult     | Juvenile |
|-----------------------|-----------|----------|
| Bad Checks            | 0         | 0        |
| Curfew/Vagrancy       | 0         | 0        |
| Disorderly Conduct    | 8         | 0        |
| Drunkenness           | 0         | 0        |
| DUI                   | 9         | 0        |
| Family Offenses       | 0         | 0        |
| Liquor Law Violations | 3         | 2        |
| Peeping Tom           | 0         | 0        |
| Trespass              | 0         | 0        |
| All Other Offenses    | 64        | 0        |
| <b>Total</b>          | <b>84</b> | <b>2</b> |



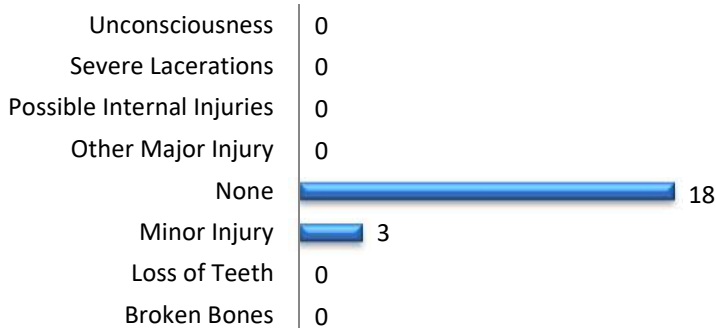
### Drug Offenses by Type

**No Drug Offenses by Type  
Reported**

### Relationship of Victim to Offender



### Domestic Violence Injuries



### 2017 Property Values by Type

| Type                 | Value            |
|----------------------|------------------|
| Seized               | \$0              |
| Burned               | \$0              |
| Counterfeited/Forged | \$0              |
| Destroyed/Damaged    | \$23,433         |
| Recovered            | \$89,461         |
| Stolen               | \$143,031        |
| <b>Total</b>         | <b>\$255,925</b> |

## 2017 Washington NIBRS Submission Agencies

**Oroville PD**

Okanogan County

Population: 1,705  
Months Reported: 12

**Offense Overview**

Offense Total 114  
# of Cleared Offense 48  
Percent Cleared 42.1%

**Group A Arrest Overview**

Arrest Total 41  
Adult Arrest Total 39  
Juvenile Arrest Total 2

| Group A Offenses                 | Reported 2016 | Reported 2017 | % of Change  | Crime Rate per 1,000 | Total Arrests | DV Offense Totals |
|----------------------------------|---------------|---------------|--------------|----------------------|---------------|-------------------|
| Murder                           | 0             | 0             |              | 0.0                  | 0             | 0                 |
| Manslaughter                     | 0             | 0             |              | 0.0                  | 0             | 0                 |
| Rape                             | 1             | 0             | -100.0%      | 0.0                  | 0             | 0                 |
| Sodomy                           | 0             | 0             |              | 0.0                  | 0             | 0                 |
| Sexual Assault w/Object          | 0             | 0             |              | 0.0                  | 0             | 0                 |
| Fondling                         | 0             | 0             |              | 0.0                  | 0             | 0                 |
| Aggravated Assault               | 1             | 1             | 0.0%         | 0.6                  | 1             | 1                 |
| Simple Assault                   | 22            | 23            | 4.5%         | 13.5                 | 16            | 17                |
| Intimidation                     | 0             | 4             |              | 2.3                  | 3             | 1                 |
| Kidnapping                       | 0             | 0             |              | 0.0                  | 0             | 0                 |
| Incest                           | 0             | 0             |              | 0.0                  | 0             | 0                 |
| Statutory Rape                   | 0             | 0             |              | 0.0                  | 0             | 0                 |
| Human Trafficking Offenses       | 0             | 0             |              | 0.0                  | 0             | 0                 |
| Violation of No Contact/Protect. | 8             | 7             | -12.5%       | 4.1                  | 4             | 7                 |
| Robbery                          | 1             | 0             | -100.0%      | 0.0                  | 0             | 0                 |
| Burglary                         | 16            | 5             | -68.8%       | 2.9                  | 0             | 0                 |
| Larceny-Theft Offenses           | 50            | 44            | -12.0%       | 25.8                 | 9             | 0                 |
| Motor Vehicle Theft              | 0             | 0             |              | 0.0                  | 0             | 0                 |
| Arson                            | 0             | 0             |              | 0.0                  | 0             | 0                 |
| Destruction of Property          | 17            | 24            | 41.2%        | 14.1                 | 5             | 0                 |
| Counterfeiting/Forgery           | 0             | 2             |              | 1.2                  | 0             | 0                 |
| Fraud Offenses                   | 2             | 1             | -50.0%       | 0.6                  | 0             | 0                 |
| Embezzlement                     | 0             | 0             |              | 0.0                  | 0             | 0                 |
| Extortion/Blackmail              | 0             | 0             |              | 0.0                  | 0             | 0                 |
| Bribery                          | 0             | 0             |              | 0.0                  | 0             | 0                 |
| Stolen Property Offenses         | 0             | 0             |              | 0.0                  | 0             | 0                 |
| Animal Cruelty                   | 0             | 0             |              | 0.0                  | 0             | 0                 |
| Drug/Narcotic Violations         | 2             | 2             | 0.0%         | 1.2                  | 2             | 0                 |
| Drug Equipment Violations        | 0             | 0             |              | 0.0                  | 0             | 0                 |
| Gambling Offenses                | 0             | 0             |              | 0.0                  | 0             | 0                 |
| Pornography                      | 0             | 0             |              | 0.0                  | 0             | 0                 |
| Prostitution Offenses            | 0             | 0             |              | 0.0                  | 0             | 0                 |
| Weapon Law Violations            | 1             | 1             | 0.0%         | 0.6                  | 1             | 0                 |
| <b>Grand Total</b>               | <b>121</b>    | <b>114</b>    | <b>-5.8%</b> | <b>66.9</b>          | <b>41</b>     | <b>26</b>         |

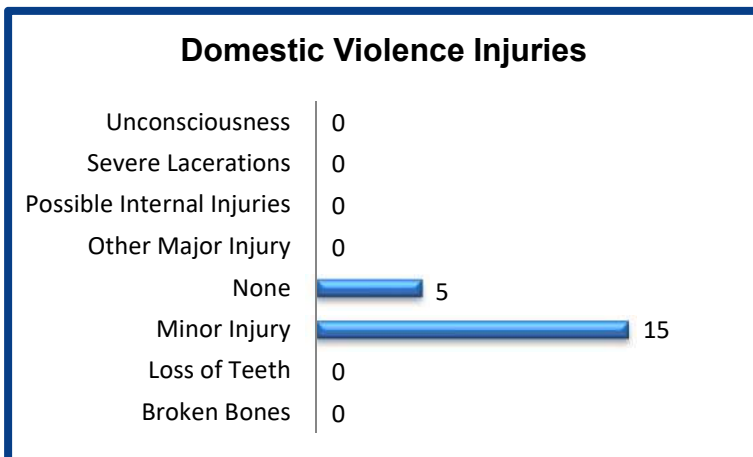
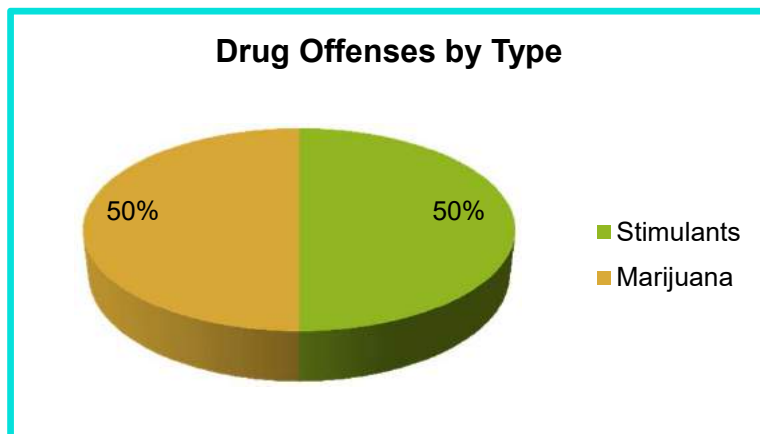
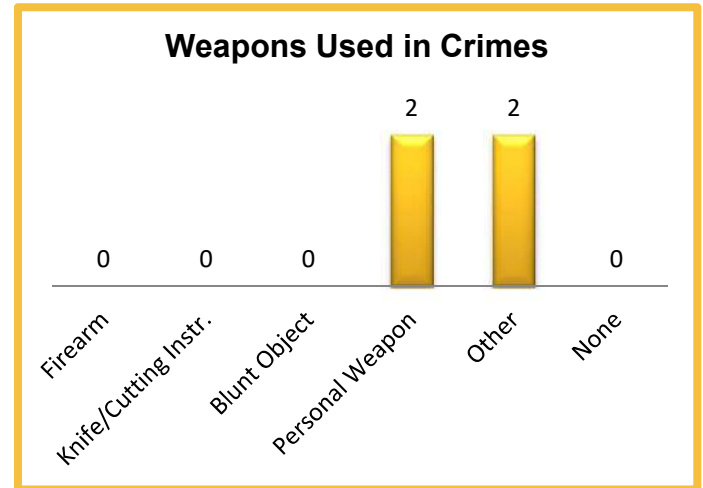
## 2017 Washington NIBRS Submission Agencies

Oroville PD

Continued

### 2017 Group B Arrests

| Offense               | Adult     | Juvenile |
|-----------------------|-----------|----------|
| Bad Checks            | 0         | 0        |
| Curfew/Vagrancy       | 0         | 0        |
| Disorderly Conduct    | 4         | 0        |
| Drunkenness           | 0         | 0        |
| DUI                   | 4         | 0        |
| Family Offenses       | 0         | 0        |
| Liquor Law Violations | 1         | 0        |
| Peeping Tom           | 0         | 0        |
| Trespass              | 2         | 0        |
| All Other Offenses    | 53        | 1        |
| <b>Total</b>          | <b>64</b> | <b>1</b> |



### 2017 Property Values by Type

| Type                 | Value           |
|----------------------|-----------------|
| Seized               | \$0             |
| Burned               | \$0             |
| Counterfeited/Forged | \$80            |
| Destroyed/Damaged    | \$7,170         |
| Recovered            | \$471           |
| Stolen               | \$7,126         |
| <b>Total</b>         | <b>\$14,847</b> |

## 2017 Washington NIBRS Submission Agencies

**Tonasket PD**

Okanogan County

Population: 1,110  
Months Reported: 5

**Offense Overview**

Offense Total 9  
# of Cleared Offense 2  
Percent Cleared 22.2%

**Group A Arrest Overview**

Arrest Total 2  
Adult Arrest Total 2  
Juvenile Arrest Total 0

| Group A Offenses                 | Reported 2016 | Reported 2017 | % of Change* | Crime Rate per 1,000 | Total Arrests | DV Offense Totals |
|----------------------------------|---------------|---------------|--------------|----------------------|---------------|-------------------|
| Murder                           | 0             | 0             |              | 0.0                  | 0             | 0                 |
| Manslaughter                     | 0             | 0             |              | 0.0                  | 0             | 0                 |
| Rape                             | 0             | 0             |              | 0.0                  | 0             | 0                 |
| Sodomy                           | 0             | 0             |              | 0.0                  | 0             | 0                 |
| Sexual Assault w/Object          | 0             | 0             |              | 0.0                  | 0             | 0                 |
| Fondling                         | 0             | 0             |              | 0.0                  | 0             | 0                 |
| Aggravated Assault               | 4             | 3             |              | 2.7                  | 1             | 0                 |
| Simple Assault                   | 3             | 1             |              | 0.9                  | 1             | 1                 |
| Intimidation                     | 1             | 0             |              | 0.0                  | 0             | 0                 |
| Kidnapping                       | 0             | 0             |              | 0.0                  | 0             | 0                 |
| Incest                           | 0             | 0             |              | 0.0                  | 0             | 0                 |
| Statutory Rape                   | 0             | 0             |              | 0.0                  | 0             | 0                 |
| Human Trafficking Offenses       | 0             | 0             |              | 0.0                  | 0             | 0                 |
| Violation of No Contact/Protect. | 0             | 0             |              | 0.0                  | 0             | 0                 |
| Robbery                          | 0             | 0             |              | 0.0                  | 0             | 0                 |
| Burglary                         | 11            | 1             |              | 0.9                  | 0             | 0                 |
| Larceny-Theft Offenses           | 17            | 4             |              | 3.6                  | 0             | 0                 |
| Motor Vehicle Theft              | 1             | 0             |              | 0.0                  | 0             | 0                 |
| Arson                            | 0             | 0             |              | 0.0                  | 0             | 0                 |
| Destruction of Property          | 14            | 0             |              | 0.0                  | 0             | 0                 |
| Counterfeiting/Forgery           | 0             | 0             |              | 0.0                  | 0             | 0                 |
| Fraud Offenses                   | 2             | 0             |              | 0.0                  | 0             | 0                 |
| Embezzlement                     | 0             | 0             |              | 0.0                  | 0             | 0                 |
| Extortion/Blackmail              | 0             | 0             |              | 0.0                  | 0             | 0                 |
| Bribery                          | 0             | 0             |              | 0.0                  | 0             | 0                 |
| Stolen Property Offenses         | 0             | 0             |              | 0.0                  | 0             | 0                 |
| Animal Cruelty                   | 0             | 0             |              | 0.0                  | 0             | 0                 |
| Drug/Narcotic Violations         | 2             | 0             |              | 0.0                  | 0             | 0                 |
| Drug Equipment Violations        | 0             | 0             |              | 0.0                  | 0             | 0                 |
| Gambling Offenses                | 0             | 0             |              | 0.0                  | 0             | 0                 |
| Pornography                      | 0             | 0             |              | 0.0                  | 0             | 0                 |
| Prostitution Offenses            | 0             | 0             |              | 0.0                  | 0             | 0                 |
| Weapon Law Violations            | 0             | 0             |              | 0.0                  | 0             | 0                 |
| <b>Grand Total</b>               | <b>55</b>     | <b>9</b>      |              | <b>8.1</b>           | <b>2</b>      | <b>1</b>          |

\* Please see #10 in the NIBRS Individual Agency Page Table Legend on page 80

## 2017 Washington NIBRS Submission Agencies

Tonasket PD

Continued

### 2017 Group B Arrests

| Offense               | Adult    | Juvenile |
|-----------------------|----------|----------|
| Bad Checks            | 0        | 0        |
| Curfew/Vagrancy       | 0        | 0        |
| Disorderly Conduct    | 0        | 0        |
| Drunkenness           | 0        | 0        |
| DUI                   | 1        | 0        |
| Family Offenses       | 0        | 0        |
| Liquor Law Violations | 0        | 0        |
| Peeping Tom           | 0        | 0        |
| Trespass              | 0        | 0        |
| All Other Offenses    | 0        | 0        |
| <b>Total</b>          | <b>1</b> | <b>0</b> |

### Weapons Used in Crimes

**No Weapons  
Reported**

### Drug Offenses by Type

**No Drug Offenses by Type  
Reported**

### Relationship of Victim to Offender

|                |   |
|----------------|---|
| Other          | 0 |
| Not Known      | 0 |
| Outside Family | 4 |
| Within Family  | 0 |

### Domestic Violence Injuries

|                            |   |
|----------------------------|---|
| Unconsciousness            | 0 |
| Severe Lacerations         | 0 |
| Possible Internal Injuries | 0 |
| Other Major Injury         | 0 |
| None                       | 1 |
| Minor Injury               | 0 |
| Loss of Teeth              | 0 |
| Broken Bones               | 0 |

### 2017 Property Values by Type

| Type                 | Value          |
|----------------------|----------------|
| Seized               | \$0            |
| Burned               | \$0            |
| Counterfeited/Forged | \$0            |
| Destroyed/Damaged    | \$0            |
| Recovered            | \$170          |
| Stolen               | \$2,670        |
| <b>Total</b>         | <b>\$2,840</b> |

## 2017 Washington NIBRS Submission Agencies

**Twisp PD**

Okanogan County

Population: 970  
Months Reported: 12

**Offense Overview**

Offense Total 32  
# of Cleared Offense 13  
Percent Cleared 40.6%

**Group A Arrest Overview**

Arrest Total 12  
Adult Arrest Total 12  
Juvenile Arrest Total 0

| Group A Offenses                 | Reported 2016 | Reported 2017 | % of Change | Crime Rate per 1,000 | Total Arrests | DV Offense Totals |
|----------------------------------|---------------|---------------|-------------|----------------------|---------------|-------------------|
| Murder                           | 0             | 0             |             | 0.0                  | 0             | 0                 |
| Manslaughter                     | 0             | 0             |             | 0.0                  | 0             | 0                 |
| Rape                             | 0             | 0             |             | 0.0                  | 0             | 0                 |
| Sodomy                           | 0             | 0             |             | 0.0                  | 0             | 0                 |
| Sexual Assault w/Object          | 0             | 0             |             | 0.0                  | 0             | 0                 |
| Fondling                         | 0             | 0             |             | 0.0                  | 0             | 0                 |
| Aggravated Assault               | 0             | 1             |             | 1.0                  | 1             | 0                 |
| Simple Assault                   | 10            | 8             | -20.0%      | 8.2                  | 6             | 4                 |
| Intimidation                     | 2             | 0             | -100.0%     | 0.0                  | 0             | 0                 |
| Kidnapping                       | 0             | 0             |             | 0.0                  | 0             | 0                 |
| Incest                           | 0             | 0             |             | 0.0                  | 0             | 0                 |
| Statutory Rape                   | 0             | 0             |             | 0.0                  | 0             | 0                 |
| Human Trafficking Offenses       | 0             | 0             |             | 0.0                  | 0             | 0                 |
| Violation of No Contact/Protect. | 0             | 1             |             | 1.0                  | 1             | 0                 |
| Robbery                          | 0             | 0             |             | 0.0                  | 0             | 0                 |
| Burglary                         | 3             | 9             | 200.0%      | 9.3                  | 2             | 0                 |
| Larceny-Theft Offenses           | 13            | 7             | -46.2%      | 7.2                  | 1             | 0                 |
| Motor Vehicle Theft              | 0             | 2             |             | 2.1                  | 1             | 0                 |
| Arson                            | 1             | 0             | -100.0%     | 0.0                  | 0             | 0                 |
| Destruction of Property          | 0             | 0             |             | 0.0                  | 0             | 0                 |
| Counterfeiting/Forgery           | 0             | 1             |             | 1.0                  | 0             | 0                 |
| Fraud Offenses                   | 1             | 2             | 100.0%      | 2.1                  | 0             | 0                 |
| Embezzlement                     | 0             | 1             |             | 1.0                  | 0             | 0                 |
| Extortion/Blackmail              | 0             | 0             |             | 0.0                  | 0             | 0                 |
| Bribery                          | 0             | 0             |             | 0.0                  | 0             | 0                 |
| Stolen Property Offenses         | 0             | 0             |             | 0.0                  | 0             | 0                 |
| Animal Cruelty                   | 0             | 0             |             | 0.0                  | 0             | 0                 |
| Drug/Narcotic Violations         | 1             | 0             | -100.0%     | 0.0                  | 0             | 0                 |
| Drug Equipment Violations        | 0             | 0             |             | 0.0                  | 0             | 0                 |
| Gambling Offenses                | 0             | 0             |             | 0.0                  | 0             | 0                 |
| Pornography                      | 0             | 0             |             | 0.0                  | 0             | 0                 |
| Prostitution Offenses            | 0             | 0             |             | 0.0                  | 0             | 0                 |
| Weapon Law Violations            | 0             | 0             |             | 0.0                  | 0             | 0                 |
| <b>Grand Total</b>               | <b>31</b>     | <b>32</b>     | <b>3.2%</b> | <b>33.0</b>          | <b>12</b>     | <b>4</b>          |

## 2017 Washington NIBRS Submission Agencies

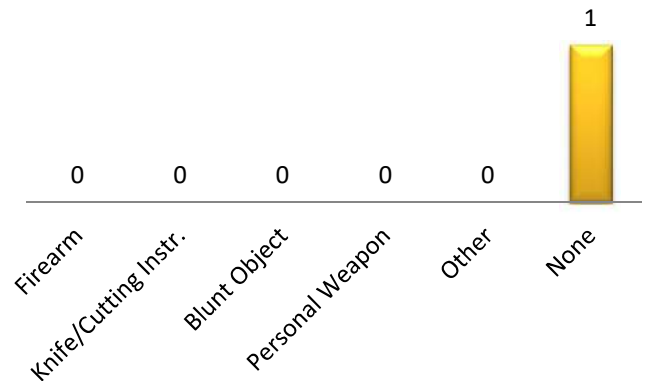
Twisp PD

Continued

### 2017 Group B Arrests

| Offense               | Adult    | Juvenile |
|-----------------------|----------|----------|
| Bad Checks            | 0        | 0        |
| Curfew/Vagrancy       | 0        | 0        |
| Disorderly Conduct    | 3        | 0        |
| Drunkenness           | 0        | 0        |
| DUI                   | 0        | 0        |
| Family Offenses       | 0        | 0        |
| Liquor Law Violations | 0        | 0        |
| Peeping Tom           | 0        | 0        |
| Trespass              | 1        | 0        |
| All Other Offenses    | 0        | 0        |
| <b>Total</b>          | <b>4</b> | <b>0</b> |

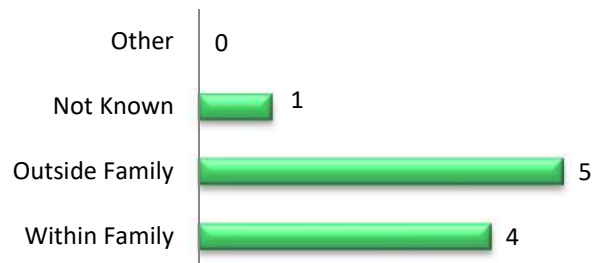
### Weapons Used in Crimes



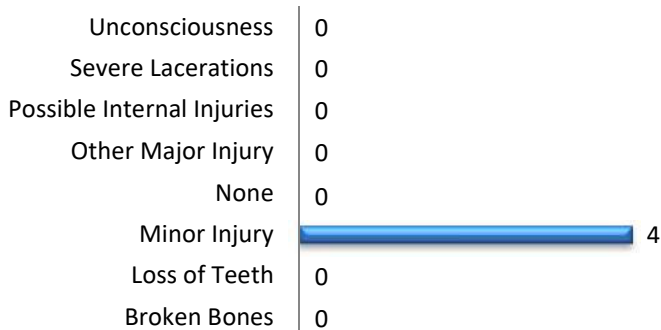
### Drug Offenses by Type

**No Drug Offenses by Type  
Reported**

### Relationship of Victim to Offender



### Domestic Violence Injuries



### 2017 Property Values by Type

| Type                 | Value           |
|----------------------|-----------------|
| Seized               | \$0             |
| Burned               | \$0             |
| Counterfeited/Forged | \$0             |
| Destroyed/Damaged    | \$0             |
| Recovered            | \$0             |
| Stolen               | \$21,383        |
| <b>Total</b>         | <b>\$21,383</b> |

## 2017 Washington NIBRS Submission Agencies

**Winthrop PD**

Okanogan County

Population: 445  
Months Reported: 12

**Offense Overview**

Offense Total 4  
# of Cleared Offense 1  
Percent Cleared 25.0%

**Group A Arrest Overview**

Arrest Total 1  
Adult Arrest Total 1  
Juvenile Arrest Total 0

| Group A Offenses                 | Reported 2016 | Reported 2017 | % of Change   | Crime Rate per 1,000 | Total Arrests | DV Offense Totals |
|----------------------------------|---------------|---------------|---------------|----------------------|---------------|-------------------|
| Murder                           | 0             | 0             |               | 0.0                  | 0             | 0                 |
| Manslaughter                     | 0             | 0             |               | 0.0                  | 0             | 0                 |
| Rape                             | 0             | 0             |               | 0.0                  | 0             | 0                 |
| Sodomy                           | 0             | 0             |               | 0.0                  | 0             | 0                 |
| Sexual Assault w/Object          | 0             | 0             |               | 0.0                  | 0             | 0                 |
| Fondling                         | 0             | 0             |               | 0.0                  | 0             | 0                 |
| Aggravated Assault               | 1             | 0             | -100.0%       | 0.0                  | 0             | 0                 |
| Simple Assault                   | 3             | 0             | -100.0%       | 0.0                  | 0             | 0                 |
| Intimidation                     | 1             | 1             | 0.0%          | 2.2                  | 1             | 0                 |
| Kidnapping                       | 0             | 0             |               | 0.0                  | 0             | 0                 |
| Incest                           | 0             | 0             |               | 0.0                  | 0             | 0                 |
| Statutory Rape                   | 1             | 0             | -100.0%       | 0.0                  | 0             | 0                 |
| Human Trafficking Offenses       | 0             | 0             |               | 0.0                  | 0             | 0                 |
| Violation of No Contact/Protect. | 0             | 0             |               | 0.0                  | 0             | 0                 |
| Robbery                          | 0             | 0             |               | 0.0                  | 0             | 0                 |
| Burglary                         | 1             | 2             | 100.0%        | 4.5                  | 0             | 0                 |
| Larceny-Theft Offenses           | 6             | 1             | -83.3%        | 2.2                  | 0             | 0                 |
| Motor Vehicle Theft              | 0             | 0             |               | 0.0                  | 0             | 0                 |
| Arson                            | 0             | 0             |               | 0.0                  | 0             | 0                 |
| Destruction of Property          | 4             | 0             | -100.0%       | 0.0                  | 0             | 0                 |
| Counterfeiting/Forgery           | 0             | 0             |               | 0.0                  | 0             | 0                 |
| Fraud Offenses                   | 0             | 0             |               | 0.0                  | 0             | 0                 |
| Embezzlement                     | 0             | 0             |               | 0.0                  | 0             | 0                 |
| Extortion/Blackmail              | 0             | 0             |               | 0.0                  | 0             | 0                 |
| Bribery                          | 0             | 0             |               | 0.0                  | 0             | 0                 |
| Stolen Property Offenses         | 0             | 0             |               | 0.0                  | 0             | 0                 |
| Animal Cruelty                   | 0             | 0             |               | 0.0                  | 0             | 0                 |
| Drug/Narcotic Violations         | 1             | 0             | -100.0%       | 0.0                  | 0             | 0                 |
| Drug Equipment Violations        | 0             | 0             |               | 0.0                  | 0             | 0                 |
| Gambling Offenses                | 0             | 0             |               | 0.0                  | 0             | 0                 |
| Pornography                      | 0             | 0             |               | 0.0                  | 0             | 0                 |
| Prostitution Offenses            | 0             | 0             |               | 0.0                  | 0             | 0                 |
| Weapon Law Violations            | 0             | 0             |               | 0.0                  | 0             | 0                 |
| <b>Grand Total</b>               | <b>18</b>     | <b>4</b>      | <b>-77.8%</b> | <b>9.0</b>           | <b>1</b>      | <b>0</b>          |

## 2017 Washington NIBRS Submission Agencies

Winthrop PD

Continued

### 2017 Group B Arrests

| Offense               | Adult    | Juvenile |
|-----------------------|----------|----------|
| Bad Checks            | 1        | 0        |
| Curfew/Vagrancy       | 0        | 0        |
| Disorderly Conduct    | 0        | 0        |
| Drunkenness           | 0        | 0        |
| DUI                   | 0        | 0        |
| Family Offenses       | 0        | 0        |
| Liquor Law Violations | 0        | 0        |
| Peeping Tom           | 0        | 0        |
| Trespass              | 0        | 0        |
| All Other Offenses    | 0        | 0        |
| <b>Total</b>          | <b>1</b> | <b>0</b> |

### Weapons Used in Crimes

**No Weapons  
Reported**

### Drug Offenses by Type

**No Drug Offenses by Type  
Reported**

### Relationship of Victim to Offender

|                |   |
|----------------|---|
| Other          | 0 |
| Not Known      | 1 |
| Outside Family | 0 |
| Within Family  | 0 |

### Domestic Violence Injuries

**No Domestic Violence  
Injuries Reported**

### 2017 Property Values by Type

| Type                 | Value        |
|----------------------|--------------|
| Seized               | \$0          |
| Burned               | \$0          |
| Counterfeited/Forged | \$0          |
| Destroyed/Damaged    | \$0          |
| Recovered            | \$0          |
| Stolen               | \$724        |
| <b>Total</b>         | <b>\$724</b> |

## 2017 Washington NIBRS Submission Agencies

**Pacific SO**

Pacific County

Population: 14,360  
Months Reported: 12

**Offense Overview**

Offense Total 341  
# of Cleared Offense 104  
Percent Cleared 30.5%

**Group A Arrest Overview**

Arrest Total 90  
Adult Arrest Total 89  
Juvenile Arrest Total 1

| Group A Offenses                 | Reported 2016 | Reported 2017 | % of Change   | Crime Rate per 1,000 | Total Arrests | DV Offense Totals |
|----------------------------------|---------------|---------------|---------------|----------------------|---------------|-------------------|
| Murder                           | 1             | 0             | -100.0%       | 0.0                  | 0             | 0                 |
| Manslaughter                     | 0             | 0             |               | 0.0                  | 0             | 0                 |
| Rape                             | 1             | 1             | 0.0%          | 0.1                  | 2             | 0                 |
| Sodomy                           | 3             | 0             | -100.0%       | 0.0                  | 0             | 0                 |
| Sexual Assault w/Object          | 0             | 0             |               | 0.0                  | 0             | 0                 |
| Fondling                         | 1             | 4             | 300.0%        | 0.3                  | 0             | 2                 |
| Aggravated Assault               | 19            | 25            | 31.6%         | 1.7                  | 18            | 14                |
| Simple Assault                   | 82            | 49            | -40.2%        | 3.4                  | 34            | 29                |
| Intimidation                     | 2             | 5             | 150.0%        | 0.3                  | 0             | 1                 |
| Kidnapping                       | 0             | 0             |               | 0.0                  | 0             | 0                 |
| Incest                           | 0             | 0             |               | 0.0                  | 0             | 0                 |
| Statutory Rape                   | 0             | 0             |               | 0.0                  | 0             | 0                 |
| Human Trafficking Offenses       | 0             | 0             |               | 0.0                  | 0             | 0                 |
| Violation of No Contact/Protect. | 0             | 0             |               | 0.0                  | 0             | 0                 |
| Robbery                          | 1             | 0             | -100.0%       | 0.0                  | 0             | 0                 |
| Burglary                         | 74            | 78            | 5.4%          | 5.4                  | 5             | 2                 |
| Larceny-Theft Offenses           | 120           | 92            | -23.3%        | 6.4                  | 3             | 2                 |
| Motor Vehicle Theft              | 10            | 9             | -10.0%        | 0.6                  | 4             | 3                 |
| Arson                            | 0             | 0             |               | 0.0                  | 0             | 0                 |
| Destruction of Property          | 4             | 7             | 75.0%         | 0.5                  | 1             | 0                 |
| Counterfeiting/Forgery           | 3             | 4             | 33.3%         | 0.3                  | 0             | 0                 |
| Fraud Offenses                   | 21            | 18            | -14.3%        | 1.3                  | 0             | 0                 |
| Embezzlement                     | 0             | 0             |               | 0.0                  | 0             | 0                 |
| Extortion/Blackmail              | 0             | 0             |               | 0.0                  | 0             | 0                 |
| Bribery                          | 0             | 0             |               | 0.0                  | 0             | 0                 |
| Stolen Property Offenses         | 0             | 1             |               | 0.1                  | 0             | 0                 |
| Animal Cruelty                   | 0             | 0             |               | 0.0                  | 0             | 0                 |
| Drug/Narcotic Violations         | 26            | 27            | 3.8%          | 1.9                  | 22            | 0                 |
| Drug Equipment Violations        | 16            | 14            | -12.5%        | 1.0                  | 1             | 0                 |
| Gambling Offenses                | 0             | 0             |               | 0.0                  | 0             | 0                 |
| Pornography                      | 2             | 2             | 0.0%          | 0.1                  | 0             | 0                 |
| Prostitution Offenses            | 0             | 0             |               | 0.0                  | 0             | 0                 |
| Weapon Law Violations            | 13            | 5             | -61.5%        | 0.3                  | 0             | 0                 |
| <b>Grand Total</b>               | <b>399</b>    | <b>341</b>    | <b>-14.5%</b> | <b>23.7</b>          | <b>90</b>     | <b>53</b>         |

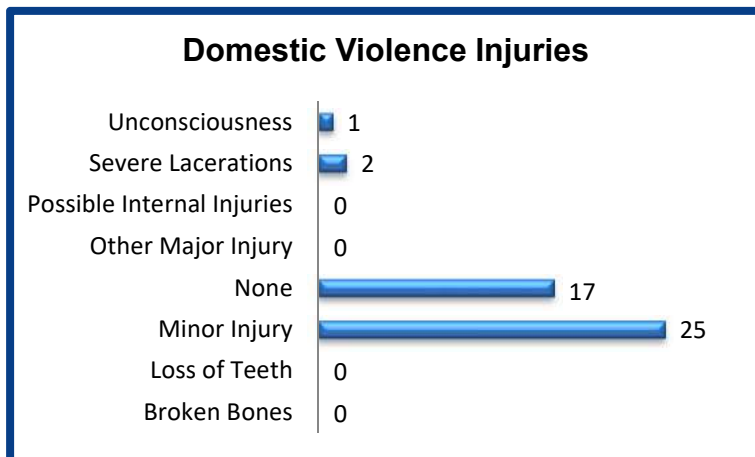
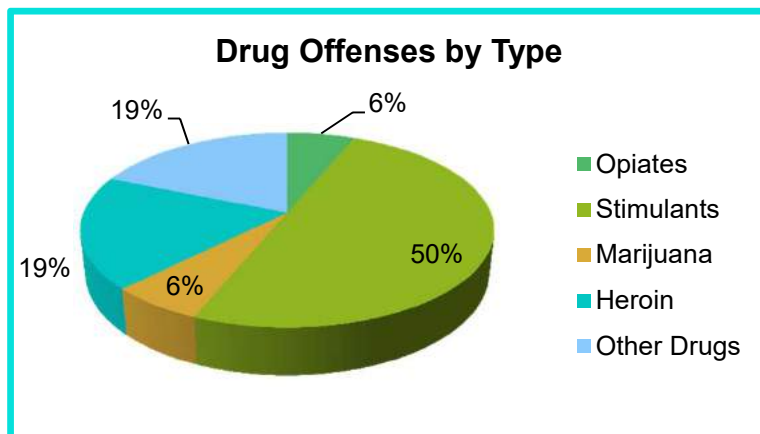
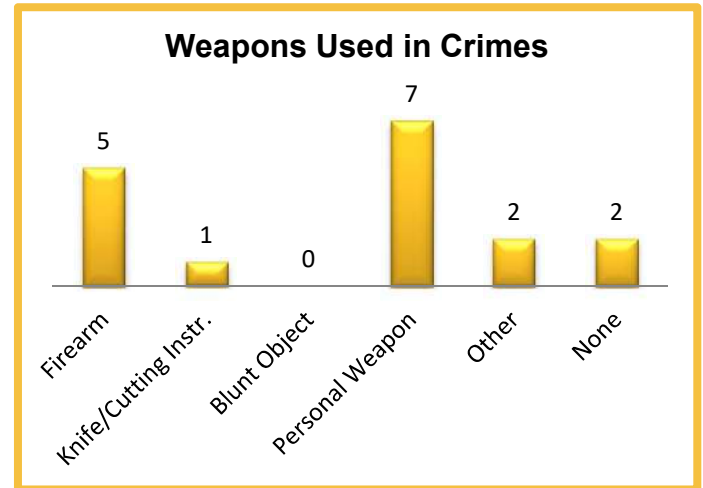
## 2017 Washington NIBRS Submission Agencies

Pacific SO

Continued

### 2017 Group B Arrests

| Offense               | Adult    | Juvenile |
|-----------------------|----------|----------|
| Bad Checks            | 0        | 0        |
| Curfew/Vagrancy       | 0        | 0        |
| Disorderly Conduct    | 1        | 0        |
| Drunkenness           | 0        | 0        |
| DUI                   | 0        | 0        |
| Family Offenses       | 0        | 0        |
| Liquor Law Violations | 0        | 0        |
| Peeping Tom           | 0        | 0        |
| Trespass              | 0        | 0        |
| All Other Offenses    | 7        | 2        |
| <b>Total</b>          | <b>8</b> | <b>2</b> |



### 2017 Property Values by Type

| Type                 | Value            |
|----------------------|------------------|
| Seized               | \$32,118         |
| Burned               | \$0              |
| Counterfeited/Forged | \$2,070          |
| Destroyed/Damaged    | \$238,675        |
| Recovered            | \$23,757         |
| Stolen               | \$271,912        |
| <b>Total</b>         | <b>\$568,532</b> |

## 2017 Washington NIBRS Submission Agencies

**Ilwaco PD**

Pacific County

Population: 945  
Months Reported: 12

**Offense Overview**

Offense Total 37  
# of Cleared Offense 25  
Percent Cleared 67.6%

**Group A Arrest Overview**

Arrest Total 25  
Adult Arrest Total 21  
Juvenile Arrest Total 4

| Group A Offenses                 | Reported 2016 | Reported 2017 | % of Change  | Crime Rate per 1,000 | Total Arrests | DV Offense Totals |
|----------------------------------|---------------|---------------|--------------|----------------------|---------------|-------------------|
| Murder                           | 0             | 0             |              | 0.0                  | 0             | 0                 |
| Manslaughter                     | 0             | 0             |              | 0.0                  | 0             | 0                 |
| Rape                             | 0             | 1             |              | 1.1                  | 1             | 0                 |
| Sodomy                           | 0             | 0             |              | 0.0                  | 0             | 0                 |
| Sexual Assault w/Object          | 0             | 0             |              | 0.0                  | 0             | 0                 |
| Fondling                         | 0             | 0             |              | 0.0                  | 0             | 0                 |
| Aggravated Assault               | 0             | 0             |              | 0.0                  | 0             | 0                 |
| Simple Assault                   | 8             | 7             | -12.5%       | 7.4                  | 7             | 4                 |
| Intimidation                     | 0             | 0             |              | 0.0                  | 0             | 0                 |
| Kidnapping                       | 0             | 0             |              | 0.0                  | 0             | 0                 |
| Incest                           | 0             | 0             |              | 0.0                  | 0             | 0                 |
| Statutory Rape                   | 0             | 0             |              | 0.0                  | 0             | 0                 |
| Human Trafficking Offenses       | 0             | 0             |              | 0.0                  | 0             | 0                 |
| Violation of No Contact/Protect. | 1             | 4             | 300.0%       | 4.2                  | 4             | 3                 |
| Robbery                          | 0             | 0             |              | 0.0                  | 0             | 0                 |
| Burglary                         | 1             | 2             | 100.0%       | 2.1                  | 0             | 0                 |
| Larceny-Theft Offenses           | 5             | 5             | 0.0%         | 5.3                  | 3             | 1                 |
| Motor Vehicle Theft              | 2             | 5             | 150.0%       | 5.3                  | 0             | 0                 |
| Arson                            | 0             | 1             |              | 1.1                  | 0             | 0                 |
| Destruction of Property          | 3             | 4             | 33.3%        | 4.2                  | 2             | 0                 |
| Counterfeiting/Forgery           | 2             | 0             | -100.0%      | 0.0                  | 0             | 0                 |
| Fraud Offenses                   | 0             | 0             |              | 0.0                  | 0             | 0                 |
| Embezzlement                     | 0             | 0             |              | 0.0                  | 0             | 0                 |
| Extortion/Blackmail              | 0             | 0             |              | 0.0                  | 0             | 0                 |
| Bribery                          | 0             | 0             |              | 0.0                  | 0             | 0                 |
| Stolen Property Offenses         | 0             | 0             |              | 0.0                  | 0             | 0                 |
| Animal Cruelty                   | 0             | 0             |              | 0.0                  | 0             | 0                 |
| Drug/Narcotic Violations         | 3             | 4             | 33.3%        | 4.2                  | 4             | 0                 |
| Drug Equipment Violations        | 0             | 4             |              | 4.2                  | 4             | 0                 |
| Gambling Offenses                | 0             | 0             |              | 0.0                  | 0             | 0                 |
| Pornography                      | 0             | 0             |              | 0.0                  | 0             | 0                 |
| Prostitution Offenses            | 0             | 0             |              | 0.0                  | 0             | 0                 |
| Weapon Law Violations            | 1             | 0             | -100.0%      | 0.0                  | 0             | 0                 |
| <b>Grand Total</b>               | <b>26</b>     | <b>37</b>     | <b>42.3%</b> | <b>39.2</b>          | <b>25</b>     | <b>8</b>          |

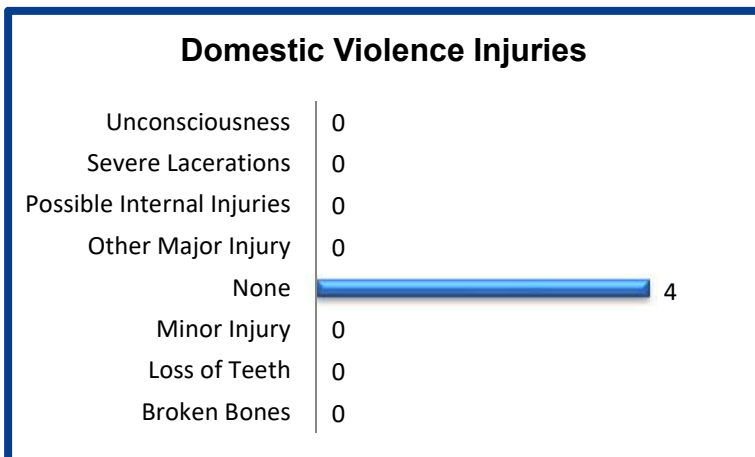
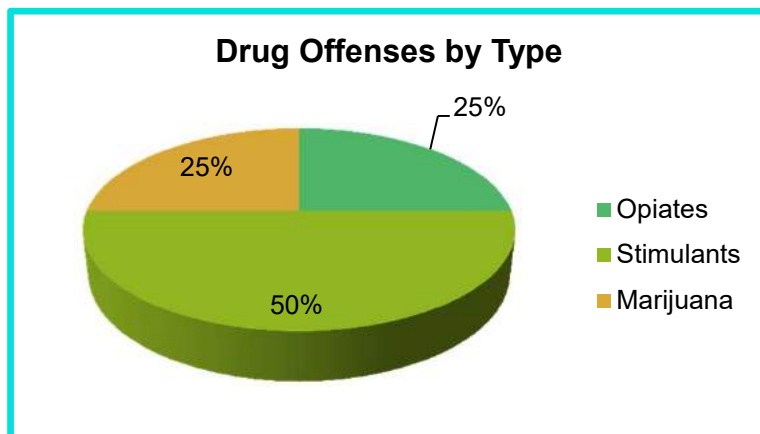
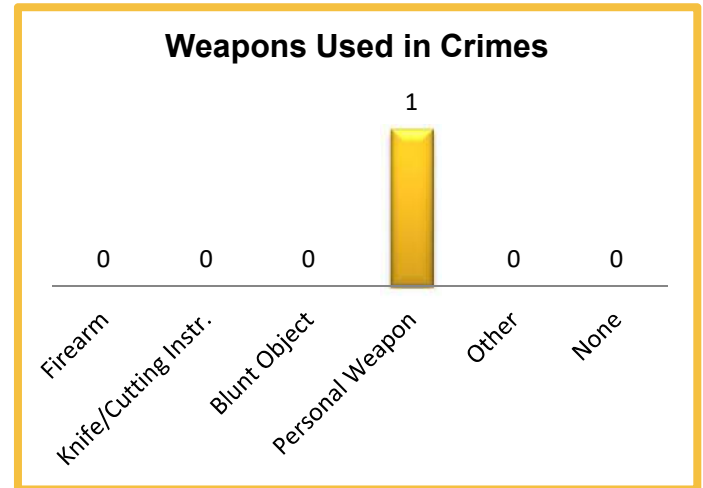
## 2017 Washington NIBRS Submission Agencies

Ilwaco PD

Continued

### 2017 Group B Arrests

| Offense               | Adult    | Juvenile |
|-----------------------|----------|----------|
| Bad Checks            | 0        | 0        |
| Curfew/Vagrancy       | 0        | 0        |
| Disorderly Conduct    | 0        | 0        |
| Drunkenness           | 0        | 0        |
| DUI                   | 3        | 0        |
| Family Offenses       | 0        | 0        |
| Liquor Law Violations | 0        | 0        |
| Peeping Tom           | 0        | 0        |
| Trespass              | 1        | 0        |
| All Other Offenses    | 1        | 0        |
| <b>Total</b>          | <b>5</b> | <b>0</b> |



### 2017 Property Values by Type

| Type                 | Value           |
|----------------------|-----------------|
| Seized               | \$220           |
| Burned               | \$10,000        |
| Counterfeited/Forged | \$0             |
| Destroyed/Damaged    | \$2,470         |
| Recovered            | \$16,000        |
| Stolen               | \$65,605        |
| <b>Total</b>         | <b>\$94,295</b> |

## 2017 Washington NIBRS Submission Agencies

**Long Beach PD**

Pacific County

Population: 1,440  
Months Reported: 12

**Offense Overview**

Offense Total 80  
# of Cleared Offense 52  
Percent Cleared 65.0%

**Group A Arrest Overview**

Arrest Total 52  
Adult Arrest Total 51  
Juvenile Arrest Total 1

| Group A Offenses                 | Reported 2016 | Reported 2017 | % of Change   | Crime Rate per 1,000 | Total Arrests | DV Offense Totals |
|----------------------------------|---------------|---------------|---------------|----------------------|---------------|-------------------|
| Murder                           | 0             | 0             |               | 0.0                  | 0             | 0                 |
| Manslaughter                     | 0             | 0             |               | 0.0                  | 0             | 0                 |
| Rape                             | 0             | 0             |               | 0.0                  | 0             | 0                 |
| Sodomy                           | 0             | 0             |               | 0.0                  | 0             | 0                 |
| Sexual Assault w/Object          | 0             | 0             |               | 0.0                  | 0             | 0                 |
| Fondling                         | 0             | 0             |               | 0.0                  | 0             | 0                 |
| Aggravated Assault               | 1             | 0             | -100.0%       | 0.0                  | 0             | 0                 |
| Simple Assault                   | 31            | 18            | -41.9%        | 12.5                 | 18            | 14                |
| Intimidation                     | 1             | 0             | -100.0%       | 0.0                  | 0             | 0                 |
| Kidnapping                       | 0             | 0             |               | 0.0                  | 0             | 0                 |
| Incest                           | 0             | 0             |               | 0.0                  | 0             | 0                 |
| Statutory Rape                   | 0             | 0             |               | 0.0                  | 0             | 0                 |
| Human Trafficking Offenses       | 0             | 0             |               | 0.0                  | 0             | 0                 |
| Violation of No Contact/Protect. | 4             | 5             | 25.0%         | 3.5                  | 5             | 5                 |
| Robbery                          | 0             | 0             |               | 0.0                  | 0             | 0                 |
| Burglary                         | 7             | 9             | 28.6%         | 6.3                  | 3             | 0                 |
| Larceny-Theft Offenses           | 31            | 23            | -25.8%        | 16.0                 | 13            | 0                 |
| Motor Vehicle Theft              | 1             | 11            | 1000.0%       | 7.6                  | 0             | 0                 |
| Arson                            | 0             | 0             |               | 0.0                  | 0             | 0                 |
| Destruction of Property          | 4             | 3             | -25.0%        | 2.1                  | 2             | 0                 |
| Counterfeiting/Forgery           | 2             | 0             | -100.0%       | 0.0                  | 0             | 0                 |
| Fraud Offenses                   | 1             | 0             | -100.0%       | 0.0                  | 0             | 0                 |
| Embezzlement                     | 0             | 0             |               | 0.0                  | 0             | 0                 |
| Extortion/Blackmail              | 0             | 0             |               | 0.0                  | 0             | 0                 |
| Bribery                          | 0             | 0             |               | 0.0                  | 0             | 0                 |
| Stolen Property Offenses         | 0             | 0             |               | 0.0                  | 0             | 0                 |
| Animal Cruelty                   | 0             | 0             |               | 0.0                  | 0             | 0                 |
| Drug/Narcotic Violations         | 15            | 11            | -26.7%        | 7.6                  | 11            | 0                 |
| Drug Equipment Violations        | 0             | 0             |               | 0.0                  | 0             | 0                 |
| Gambling Offenses                | 0             | 0             |               | 0.0                  | 0             | 0                 |
| Pornography                      | 0             | 0             |               | 0.0                  | 0             | 0                 |
| Prostitution Offenses            | 0             | 0             |               | 0.0                  | 0             | 0                 |
| Weapon Law Violations            | 2             | 0             | -100.0%       | 0.0                  | 0             | 0                 |
| <b>Grand Total</b>               | <b>100</b>    | <b>80</b>     | <b>-20.0%</b> | <b>55.6</b>          | <b>52</b>     | <b>19</b>         |


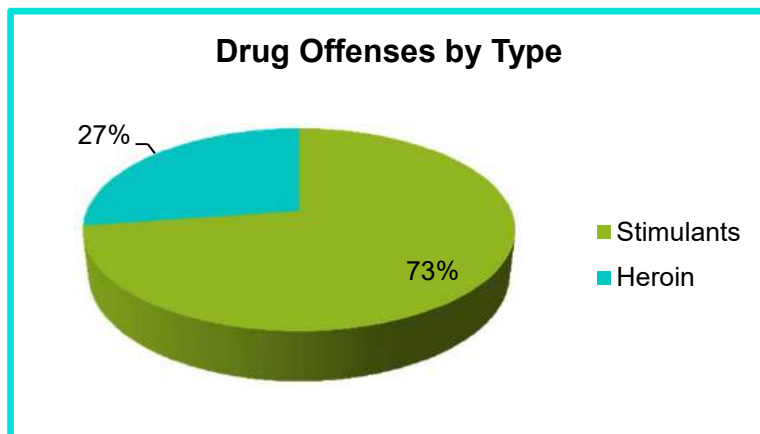
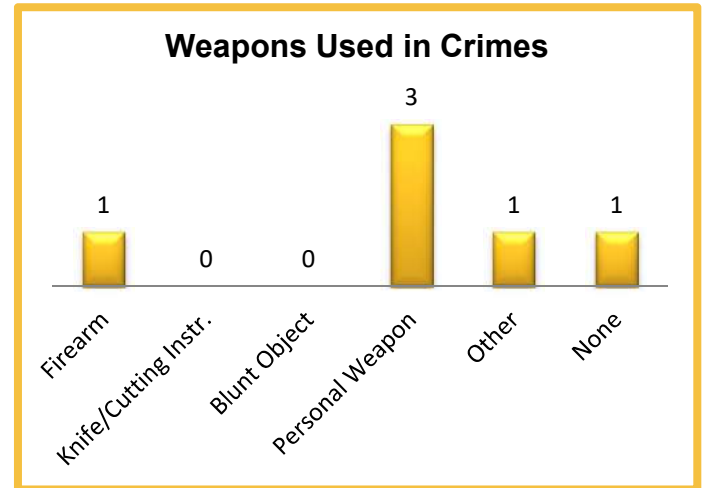
## 2017 Washington NIBRS Submission Agencies

Long Beach PD

Continued

### 2017 Group B Arrests

| Offense               | Adult     | Juvenile |
|-----------------------|-----------|----------|
| Bad Checks            | 0         | 0        |
| Curfew/Vagrancy       | 0         | 0        |
| Disorderly Conduct    | 3         | 0        |
| Drunkenness           | 0         | 0        |
| DUI                   | 13        | 0        |
| Family Offenses       | 0         | 0        |
| Liquor Law Violations | 0         | 0        |
| Peeping Tom           | 0         | 0        |
| Trespass              | 1         | 0        |
| All Other Offenses    | 6         | 1        |
| <b>Total</b>          | <b>23</b> | <b>1</b> |



### 2017 Property Values by Type

| Type                 | Value           |
|----------------------|-----------------|
| Seized               | \$0             |
| Burned               | \$0             |
| Counterfeited/Forged | \$0             |
| Destroyed/Damaged    | \$1,350         |
| Recovered            | \$1,500         |
| Stolen               | \$76,628        |
| <b>Total</b>         | <b>\$79,478</b> |

## 2017 Washington NIBRS Submission Agencies

**Raymond PD**

Pacific County

Population: 2,885  
Months Reported: 12

**Offense Overview**

Offense Total 75  
# of Cleared Offense 39  
Percent Cleared 52.0%

**Group A Arrest Overview**

Arrest Total 46  
Adult Arrest Total 43  
Juvenile Arrest Total 3

| Group A Offenses                 | Reported 2016 | Reported 2017 | % of Change | Crime Rate per 1,000 | Total Arrests | DV Offense Totals |
|----------------------------------|---------------|---------------|-------------|----------------------|---------------|-------------------|
| Murder                           | 0             | 0             |             | 0.0                  | 0             | 0                 |
| Manslaughter                     | 0             | 0             |             | 0.0                  | 0             | 0                 |
| Rape                             | 2             | 0             | -100.0%     | 0.0                  | 0             | 0                 |
| Sodomy                           | 0             | 0             |             | 0.0                  | 0             | 0                 |
| Sexual Assault w/Object          | 1             | 0             | -100.0%     | 0.0                  | 0             | 0                 |
| Fondling                         | 1             | 1             | 0.0%        | 0.3                  | 0             | 0                 |
| Aggravated Assault               | 0             | 5             |             | 1.7                  | 5             | 1                 |
| Simple Assault                   | 20            | 13            | -35.0%      | 4.5                  | 9             | 11                |
| Intimidation                     | 0             | 0             |             | 0.0                  | 0             | 0                 |
| Kidnapping                       | 1             | 0             | -100.0%     | 0.0                  | 0             | 0                 |
| Incest                           | 0             | 1             |             | 0.3                  | 0             | 1                 |
| Statutory Rape                   | 1             | 0             | -100.0%     | 0.0                  | 0             | 0                 |
| Human Trafficking Offenses       | 0             | 0             |             | 0.0                  | 0             | 0                 |
| Violation of No Contact/Protect. | 0             | 0             |             | 0.0                  | 0             | 0                 |
| Robbery                          | 0             | 0             |             | 0.0                  | 0             | 0                 |
| Burglary                         | 6             | 13            | 116.7%      | 4.5                  | 5             | 0                 |
| Larceny-Theft Offenses           | 19            | 18            | -5.3%       | 6.2                  | 2             | 0                 |
| Motor Vehicle Theft              | 2             | 0             | -100.0%     | 0.0                  | 0             | 0                 |
| Arson                            | 0             | 0             |             | 0.0                  | 0             | 0                 |
| Destruction of Property          | 8             | 5             | -37.5%      | 1.7                  | 5             | 0                 |
| Counterfeiting/Forgery           | 1             | 4             | 300.0%      | 1.4                  | 0             | 0                 |
| Fraud Offenses                   | 5             | 1             | -80.0%      | 0.3                  | 0             | 0                 |
| Embezzlement                     | 0             | 0             |             | 0.0                  | 0             | 0                 |
| Extortion/Blackmail              | 0             | 0             |             | 0.0                  | 0             | 0                 |
| Bribery                          | 0             | 0             |             | 0.0                  | 0             | 0                 |
| Stolen Property Offenses         | 0             | 0             |             | 0.0                  | 4             | 0                 |
| Animal Cruelty                   | 0             | 0             |             | 0.0                  | 0             | 0                 |
| Drug/Narcotic Violations         | 6             | 11            | 83.3%       | 3.8                  | 12            | 0                 |
| Drug Equipment Violations        | 0             | 0             |             | 0.0                  | 0             | 0                 |
| Gambling Offenses                | 0             | 0             |             | 0.0                  | 0             | 0                 |
| Pornography                      | 0             | 0             |             | 0.0                  | 0             | 0                 |
| Prostitution Offenses            | 0             | 0             |             | 0.0                  | 0             | 0                 |
| Weapon Law Violations            | 0             | 3             |             | 1.0                  | 4             | 0                 |
| <b>Grand Total</b>               | <b>73</b>     | <b>75</b>     | <b>2.7%</b> | <b>26.0</b>          | <b>46</b>     | <b>13</b>         |

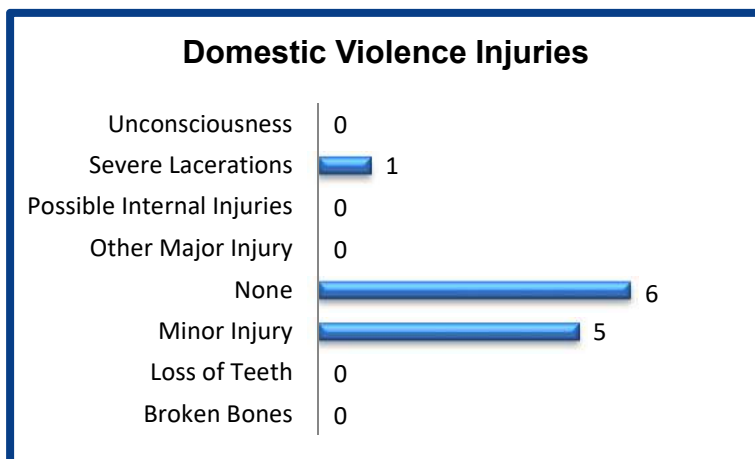
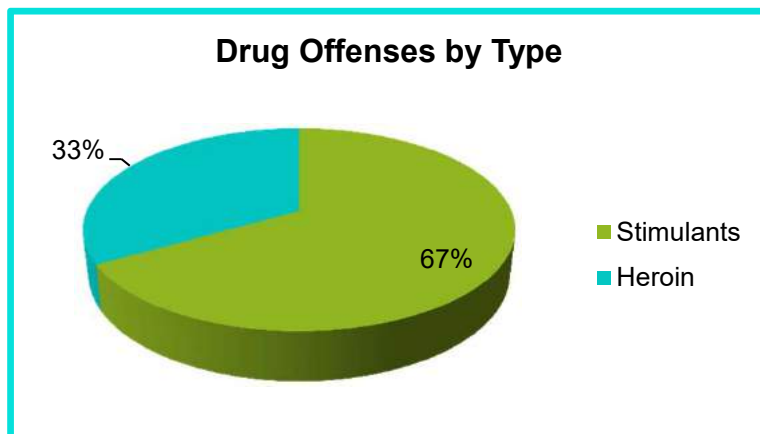
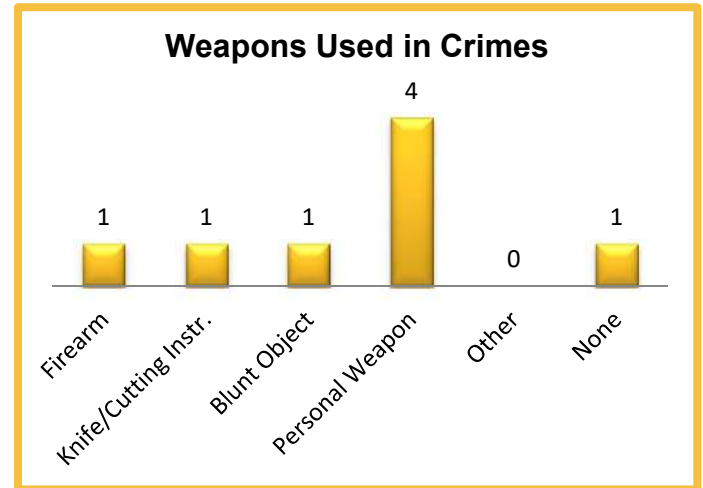
## 2017 Washington NIBRS Submission Agencies

Raymond PD

Continued

### 2017 Group B Arrests

| Offense               | Adult     | Juvenile |
|-----------------------|-----------|----------|
| Bad Checks            | 0         | 0        |
| Curfew/Vagrancy       | 0         | 0        |
| Disorderly Conduct    | 2         | 0        |
| Drunkenness           | 0         | 0        |
| DUI                   | 3         | 0        |
| Family Offenses       | 0         | 0        |
| Liquor Law Violations | 0         | 0        |
| Peeping Tom           | 0         | 0        |
| Trespass              | 0         | 0        |
| All Other Offenses    | 21        | 0        |
| <b>Total</b>          | <b>26</b> | <b>0</b> |



### 2017 Property Values by Type

| Type                 | Value           |
|----------------------|-----------------|
| Seized               | \$0             |
| Burned               | \$0             |
| Counterfeited/Forged | \$81            |
| Destroyed/Damaged    | \$2,440         |
| Recovered            | \$1,728         |
| Stolen               | \$9,503         |
| <b>Total</b>         | <b>\$13,752</b> |

## 2017 Washington NIBRS Submission Agencies

**South Bend PD**

Pacific County

Population: 1,620  
Months Reported: 12

**Offense Overview**

Offense Total 25  
# of Cleared Offense 4  
Percent Cleared 16.0%

**Group A Arrest Overview**

Arrest Total 0  
Adult Arrest Total 0  
Juvenile Arrest Total 0

| Group A Offenses                 | Reported 2016 | Reported 2017 | % of Change  | Crime Rate per 1,000 | Total Arrests | DV Offense Totals |
|----------------------------------|---------------|---------------|--------------|----------------------|---------------|-------------------|
| Murder                           | 0             | 0             |              | 0.0                  | 0             | 0                 |
| Manslaughter                     | 0             | 0             |              | 0.0                  | 0             | 0                 |
| Rape                             | 0             | 2             |              | 1.2                  | 0             | 2                 |
| Sodomy                           | 0             | 0             |              | 0.0                  | 0             | 0                 |
| Sexual Assault w/Object          | 1             | 0             | -100.0%      | 0.0                  | 0             | 0                 |
| Fondling                         | 0             | 0             |              | 0.0                  | 0             | 0                 |
| Aggravated Assault               | 3             | 0             | -100.0%      | 0.0                  | 0             | 0                 |
| Simple Assault                   | 8             | 11            | 37.5%        | 6.8                  | 0             | 11                |
| Intimidation                     | 1             | 0             | -100.0%      | 0.0                  | 0             | 0                 |
| Kidnapping                       | 0             | 0             |              | 0.0                  | 0             | 0                 |
| Incest                           | 0             | 0             |              | 0.0                  | 0             | 0                 |
| Statutory Rape                   | 0             | 1             |              | 0.6                  | 0             | 0                 |
| Human Trafficking Offenses       | 0             | 0             |              | 0.0                  | 0             | 0                 |
| Violation of No Contact/Protect. | 4             | 1             | -75.0%       | 0.6                  | 0             | 1                 |
| Robbery                          | 0             | 0             |              | 0.0                  | 0             | 0                 |
| Burglary                         | 3             | 2             | -33.3%       | 1.2                  | 0             | 1                 |
| Larceny-Theft Offenses           | 3             | 0             | -100.0%      | 0.0                  | 0             | 0                 |
| Motor Vehicle Theft              | 0             | 1             |              | 0.6                  | 0             | 0                 |
| Arson                            | 0             | 0             |              | 0.0                  | 0             | 0                 |
| Destruction of Property          | 3             | 2             | -33.3%       | 1.2                  | 0             | 0                 |
| Counterfeiting/Forgery           | 0             | 0             |              | 0.0                  | 0             | 0                 |
| Fraud Offenses                   | 0             | 1             |              | 0.6                  | 0             | 0                 |
| Embezzlement                     | 0             | 0             |              | 0.0                  | 0             | 0                 |
| Extortion/Blackmail              | 0             | 0             |              | 0.0                  | 0             | 0                 |
| Bribery                          | 0             | 0             |              | 0.0                  | 0             | 0                 |
| Stolen Property Offenses         | 0             | 0             |              | 0.0                  | 0             | 0                 |
| Animal Cruelty                   | 0             | 0             |              | 0.0                  | 0             | 0                 |
| Drug/Narcotic Violations         | 0             | 3             |              | 1.9                  | 0             | 0                 |
| Drug Equipment Violations        | 0             | 1             |              | 0.6                  | 0             | 0                 |
| Gambling Offenses                | 0             | 0             |              | 0.0                  | 0             | 0                 |
| Pornography                      | 0             | 0             |              | 0.0                  | 0             | 0                 |
| Prostitution Offenses            | 0             | 0             |              | 0.0                  | 0             | 0                 |
| Weapon Law Violations            | 0             | 0             |              | 0.0                  | 0             | 0                 |
| <b>Grand Total</b>               | <b>26</b>     | <b>25</b>     | <b>-3.8%</b> | <b>15.4</b>          | <b>0</b>      | <b>15</b>         |

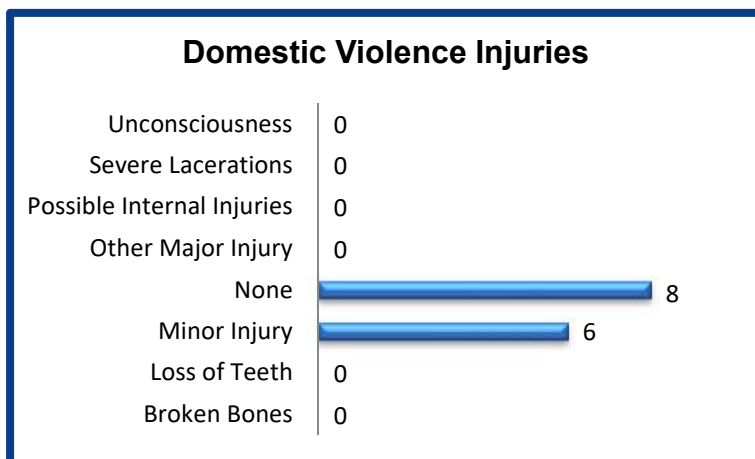
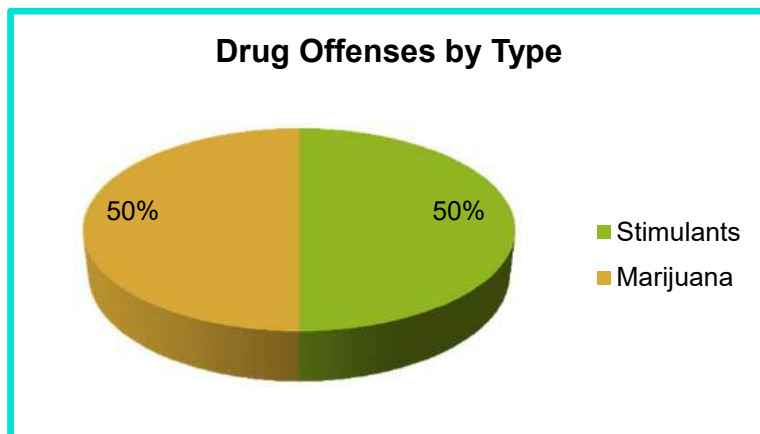
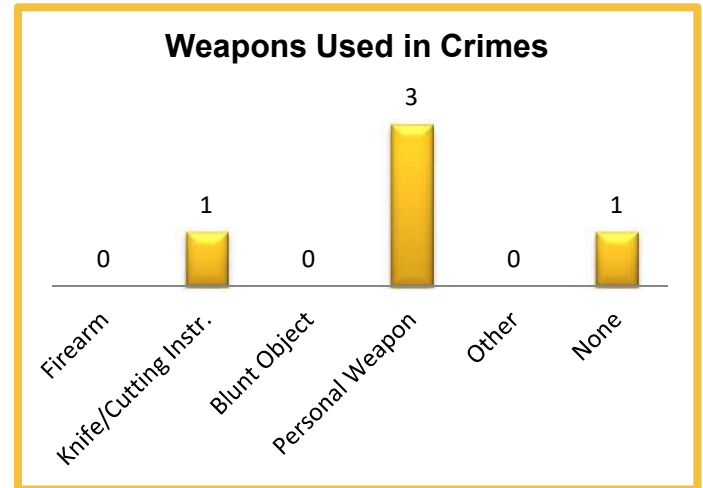
## 2017 Washington NIBRS Submission Agencies

South Bend PD

Continued

### 2017 Group B Arrests

| Offense               | Adult     | Juvenile |
|-----------------------|-----------|----------|
| Bad Checks            | 6         | 0        |
| Curfew/Vagrancy       | 0         | 0        |
| Disorderly Conduct    | 3         | 0        |
| Drunkenness           | 0         | 0        |
| DUI                   | 2         | 0        |
| Family Offenses       | 0         | 0        |
| Liquor Law Violations | 0         | 0        |
| Peeping Tom           | 0         | 0        |
| Trespass              | 0         | 0        |
| All Other Offenses    | 1         | 0        |
| <b>Total</b>          | <b>12</b> | <b>0</b> |



### 2017 Property Values by Type

| Type                 | Value          |
|----------------------|----------------|
| Seized               | \$20           |
| Burned               | \$0            |
| Counterfeited/Forged | \$0            |
| Destroyed/Damaged    | \$1,250        |
| Recovered            | \$3,000        |
| Stolen               | \$3,000        |
| <b>Total</b>         | <b>\$7,270</b> |

## 2017 Washington NIBRS Submission Agencies

**Pend Oreille SO**

Pend Oreille County

Population: 13,370  
Months Reported: 12

**Offense Overview**

Offense Total 606  
# of Cleared Offense 143  
Percent Cleared 23.6%

**Group A Arrest Overview**

Arrest Total 124  
Adult Arrest Total 118  
Juvenile Arrest Total 6

| Group A Offenses                 | Reported 2016 | Reported 2017 | % of Change  | Crime Rate per 1,000 | Total Arrests | DV Offense Totals |
|----------------------------------|---------------|---------------|--------------|----------------------|---------------|-------------------|
| Murder                           | 0             | 0             |              | 0.0                  | 0             | 0                 |
| Manslaughter                     | 0             | 0             |              | 0.0                  | 0             | 0                 |
| Rape                             | 8             | 3             | -62.5%       | 0.2                  | 1             | 1                 |
| Sodomy                           | 0             | 0             |              | 0.0                  | 0             | 0                 |
| Sexual Assault w/Object          | 0             | 0             |              | 0.0                  | 0             | 0                 |
| Fondling                         | 6             | 10            | 66.7%        | 0.7                  | 1             | 0                 |
| Aggravated Assault               | 17            | 13            | -23.5%       | 1.0                  | 0             | 1                 |
| Simple Assault                   | 134           | 120           | -10.4%       | 9.0                  | 64            | 89                |
| Intimidation                     | 23            | 14            | -39.1%       | 1.0                  | 1             | 1                 |
| Kidnapping                       | 1             | 0             | -100.0%      | 0.0                  | 0             | 0                 |
| Incest                           | 0             | 0             |              | 0.0                  | 0             | 0                 |
| Statutory Rape                   | 1             | 3             | 200.0%       | 0.2                  | 0             | 0                 |
| Human Trafficking Offenses       | 0             | 0             |              | 0.0                  | 0             | 0                 |
| Violation of No Contact/Protect. | 29            | 27            | -6.9%        | 2.0                  | 9             | 15                |
| Robbery                          | 1             | 0             | -100.0%      | 0.0                  | 0             | 0                 |
| Burglary                         | 72            | 84            | 16.7%        | 6.3                  | 1             | 0                 |
| Larceny-Theft Offenses           | 193           | 170           | -11.9%       | 12.7                 | 10            | 1                 |
| Motor Vehicle Theft              | 24            | 23            | -4.2%        | 1.7                  | 5             | 0                 |
| Arson                            | 2             | 3             | 50.0%        | 0.2                  | 2             | 1                 |
| Destruction of Property          | 36            | 56            | 55.6%        | 4.2                  | 5             | 0                 |
| Counterfeiting/Forgery           | 1             | 3             | 200.0%       | 0.2                  | 0             | 0                 |
| Fraud Offenses                   | 6             | 7             | 16.7%        | 0.5                  | 0             | 0                 |
| Embezzlement                     | 0             | 0             |              | 0.0                  | 0             | 0                 |
| Extortion/Blackmail              | 0             | 0             |              | 0.0                  | 0             | 0                 |
| Bribery                          | 0             | 0             |              | 0.0                  | 0             | 0                 |
| Stolen Property Offenses         | 1             | 8             | 700.0%       | 0.6                  | 2             | 0                 |
| Animal Cruelty                   | 0             | 0             |              | 0.0                  | 0             | 0                 |
| Drug/Narcotic Violations         | 58            | 34            | -41.4%       | 2.5                  | 20            | 0                 |
| Drug Equipment Violations        | 24            | 16            | -33.3%       | 1.2                  | 1             | 0                 |
| Gambling Offenses                | 0             | 0             |              | 0.0                  | 0             | 0                 |
| Pornography                      | 0             | 0             |              | 0.0                  | 0             | 0                 |
| Prostitution Offenses            | 0             | 0             |              | 0.0                  | 0             | 0                 |
| Weapon Law Violations            | 30            | 12            | -60.0%       | 0.9                  | 2             | 0                 |
| <b>Grand Total</b>               | <b>667</b>    | <b>606</b>    | <b>-9.1%</b> | <b>45.3</b>          | <b>124</b>    | <b>109</b>        |


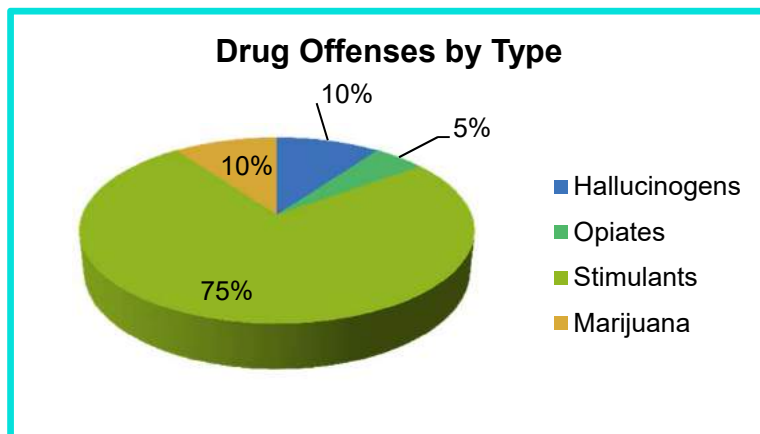
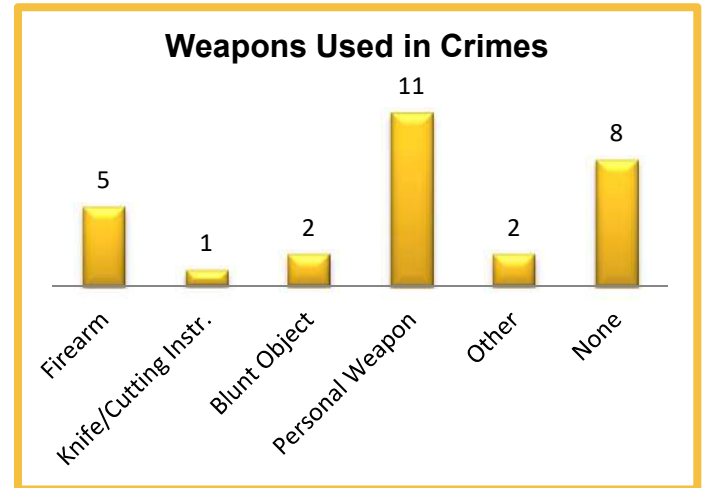
## 2017 Washington NIBRS Submission Agencies

Pend Oreille SO

Continued

### 2017 Group B Arrests

| Offense               | Adult     | Juvenile |
|-----------------------|-----------|----------|
| Bad Checks            | 0         | 0        |
| Curfew/Vagrancy       | 0         | 0        |
| Disorderly Conduct    | 8         | 0        |
| Drunkenness           | 0         | 0        |
| DUI                   | 24        | 0        |
| Family Offenses       | 1         | 0        |
| Liquor Law Violations | 1         | 0        |
| Peeping Tom           | 0         | 0        |
| Trespass              | 7         | 0        |
| All Other Offenses    | 1         | 0        |
| <b>Total</b>          | <b>42</b> | <b>0</b> |



### 2017 Property Values by Type

| Type                 | Value            |
|----------------------|------------------|
| Seized               | \$16             |
| Burned               | \$62,501         |
| Counterfeited/Forged | \$3,800          |
| Destroyed/Damaged    | \$52,761         |
| Recovered            | \$116,782        |
| Stolen               | \$361,867        |
| <b>Total</b>         | <b>\$597,727</b> |

## 2017 Washington NIBRS Submission Agencies

**Pierce SO**

Pierce County

Population: 400,915  
Months Reported: 12

### Offense Overview

Offense Total 19,791  
# of Cleared Offense 4,197  
Percent Cleared 21.2%

### Group A Arrest Overview

Arrest Total 3,098  
Adult Arrest Total 2,687  
Juvenile Arrest Total 411

| Group A Offenses                 | Reported 2016 | Reported 2017 | % of Change  | Crime Rate per 1,000 | Total Arrests | DV Offense Totals |
|----------------------------------|---------------|---------------|--------------|----------------------|---------------|-------------------|
| Murder                           | 12            | 7             | -41.7%       | 0.0                  | 5             | 1                 |
| Manslaughter                     | 0             | 0             |              | 0.0                  | 0             | 0                 |
| Rape                             | 112           | 99            | -11.6%       | 0.2                  | 15            | 15                |
| Sodomy                           | 16            | 5             | -68.8%       | 0.0                  | 0             | 0                 |
| Sexual Assault w/Object          | 15            | 13            | -13.3%       | 0.0                  | 2             | 3                 |
| Fondling                         | 198           | 214           | 8.1%         | 0.5                  | 32            | 45                |
| Aggravated Assault               | 809           | 919           | 13.6%        | 2.3                  | 387           | 388               |
| Simple Assault                   | 2,262         | 2,018         | -10.8%       | 5.0                  | 923           | 1,320             |
| Intimidation                     | 36            | 35            | -2.8%        | 0.1                  | 1             | 8                 |
| Kidnapping                       | 53            | 57            | 7.5%         | 0.1                  | 31            | 36                |
| Incest                           | 4             | 2             | -50.0%       | 0.0                  | 0             | 2                 |
| Statutory Rape                   | 35            | 32            | -8.6%        | 0.1                  | 11            | 11                |
| Human Trafficking Offenses       | 0             | 0             |              | 0.0                  | 0             | 0                 |
| Violation of No Contact/Protect. | 791           | 774           | -2.1%        | 1.9                  | 216           | 704               |
| Robbery                          | 236           | 211           | -10.6%       | 0.5                  | 84            | 15                |
| Burglary                         | 2,658         | 2,251         | -15.3%       | 5.6                  | 217           | 84                |
| Larceny-Theft Offenses           | 5,352         | 5,399         | 0.9%         | 13.5                 | 238           | 107               |
| Motor Vehicle Theft              | 1,732         | 1,395         | -19.5%       | 3.5                  | 61            | 28                |
| Arson                            | 39            | 54            | 38.5%        | 0.1                  | 11            | 5                 |
| Destruction of Property          | 2,900         | 3,099         | 6.9%         | 7.7                  | 135           | 0                 |
| Counterfeiting/Forgery           | 200           | 215           | 7.5%         | 0.5                  | 27            | 0                 |
| Fraud Offenses                   | 1,499         | 1,510         | 0.7%         | 3.8                  | 51            | 0                 |
| Embezzlement                     | 1             | 2             | 100.0%       | 0.0                  | 1             | 0                 |
| Extortion/Blackmail              | 26            | 40            | 53.8%        | 0.1                  | 4             | 0                 |
| Bribery                          | 2             | 0             | -100.0%      | 0.0                  | 0             | 0                 |
| Stolen Property Offenses         | 377           | 341           | -9.5%        | 0.9                  | 184           | 0                 |
| Animal Cruelty                   | 0             | 0             |              | 0.0                  | 0             | 0                 |
| Drug/Narcotic Violations         | 804           | 669           | -16.8%       | 1.7                  | 366           | 0                 |
| Drug Equipment Violations        | 217           | 175           | -19.4%       | 0.4                  | 37            | 0                 |
| Gambling Offenses                | 0             | 0             |              | 0.0                  | 0             | 0                 |
| Pornography                      | 41            | 39            | -4.9%        | 0.1                  | 4             | 0                 |
| Prostitution Offenses            | 2             | 4             | 100.0%       | 0.0                  | 0             | 0                 |
| Weapon Law Violations            | 208           | 212           | 1.9%         | 0.5                  | 55            | 0                 |
| <b>Grand Total</b>               | <b>20,637</b> | <b>19,791</b> | <b>-4.1%</b> | <b>49.4</b>          | <b>3,098</b>  | <b>2,772</b>      |

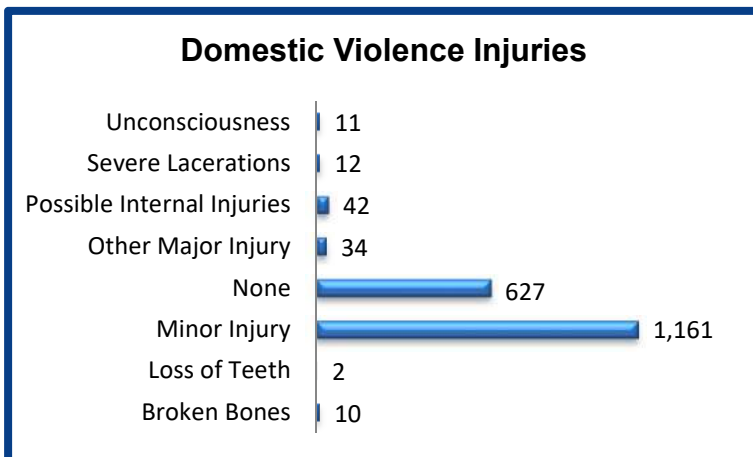
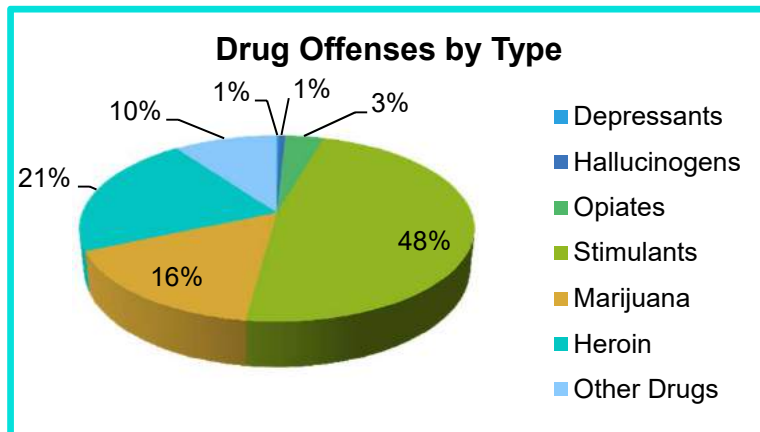
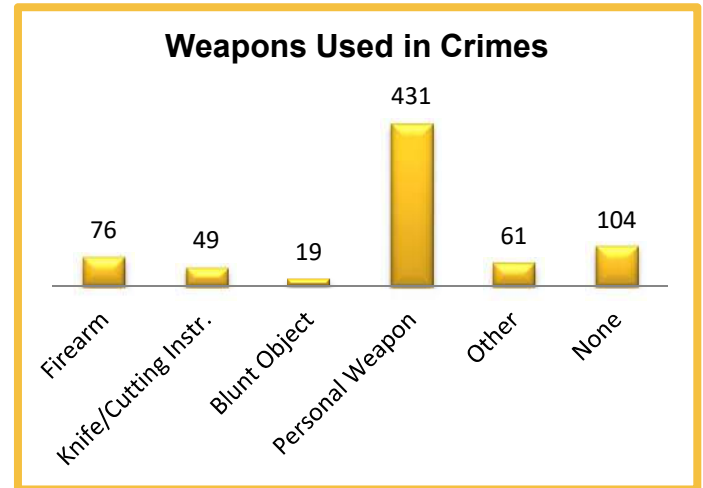
## 2017 Washington NIBRS Submission Agencies

Pierce SO

Continued

### 2017 Group B Arrests

| Offense               | Adult        | Juvenile  |
|-----------------------|--------------|-----------|
| Bad Checks            | 4            | 0         |
| Curfew/Vagrancy       | 5            | 0         |
| Disorderly Conduct    | 24           | 0         |
| Drunkenness           | 0            | 0         |
| DUI                   | 286          | 1         |
| Family Offenses       | 2            | 0         |
| Liquor Law Violations | 4            | 15        |
| Peeping Tom           | 0            | 1         |
| Trespass              | 82           | 11        |
| All Other Offenses    | 1,583        | 59        |
| <b>Total</b>          | <b>1,990</b> | <b>87</b> |



### 2017 Property Values by Type

| Type                 | Value               |
|----------------------|---------------------|
| Seized               | \$58,551            |
| Burned               | \$636,155           |
| Counterfeited/Forged | \$72,989            |
| Destroyed/Damaged    | \$4,497,973         |
| Recovered            | \$3,615,595         |
| Stolen               | \$17,470,362        |
| <b>Total</b>         | <b>\$26,351,625</b> |

## 2017 Washington NIBRS Submission Agencies

**Bonney Lake PD**

Pierce County

Population: 20,688  
Months Reported: 12

### Offense Overview

Offense Total 1,137  
# of Cleared Offense 322  
Percent Cleared 28.3%

### Group A Arrest Overview

Arrest Total 306  
Adult Arrest Total 277  
Juvenile Arrest Total 29

| Group A Offenses                 | Reported 2016 | Reported 2017 | % of Change | Crime Rate per 1,000 | Total Arrests | DV Offense Totals |
|----------------------------------|---------------|---------------|-------------|----------------------|---------------|-------------------|
| Murder                           | 0             | 0             |             | 0.0                  | 0             | 0                 |
| Manslaughter                     | 0             | 0             |             | 0.0                  | 0             | 0                 |
| Rape                             | 4             | 2             | -50.0%      | 0.1                  | 0             | 0                 |
| Sodomy                           | 1             | 0             | -100.0%     | 0.0                  | 0             | 0                 |
| Sexual Assault w/Object          | 1             | 2             | 100.0%      | 0.1                  | 0             | 0                 |
| Fondling                         | 8             | 13            | 62.5%       | 0.6                  | 1             | 1                 |
| Aggravated Assault               | 20            | 30            | 50.0%       | 1.5                  | 15            | 11                |
| Simple Assault                   | 87            | 71            | -18.4%      | 3.4                  | 49            | 43                |
| Intimidation                     | 3             | 4             | 33.3%       | 0.2                  | 1             | 2                 |
| Kidnapping                       | 3             | 0             | -100.0%     | 0.0                  | 0             | 0                 |
| Incest                           | 0             | 0             |             | 0.0                  | 0             | 0                 |
| Statutory Rape                   | 1             | 1             | 0.0%        | 0.0                  | 0             | 0                 |
| Human Trafficking Offenses       | 0             | 0             |             | 0.0                  | 0             | 0                 |
| Violation of No Contact/Protect. | 39            | 29            | -25.6%      | 1.4                  | 18            | 16                |
| Robbery                          | 5             | 5             | 0.0%        | 0.2                  | 5             | 0                 |
| Burglary                         | 116           | 113           | -2.6%       | 5.5                  | 23            | 0                 |
| Larceny-Theft Offenses           | 418           | 417           | -0.2%       | 20.2                 | 105           | 0                 |
| Motor Vehicle Theft              | 55            | 66            | 20.0%       | 3.2                  | 5             | 0                 |
| Arson                            | 0             | 2             |             | 0.1                  | 2             | 0                 |
| Destruction of Property          | 162           | 165           | 1.9%        | 8.0                  | 22            | 0                 |
| Counterfeiting/Forgery           | 21            | 19            | -9.5%       | 0.9                  | 7             | 0                 |
| Fraud Offenses                   | 85            | 96            | 12.9%       | 4.6                  | 2             | 0                 |
| Embezzlement                     | 0             | 0             |             | 0.0                  | 0             | 0                 |
| Extortion/Blackmail              | 0             | 1             |             | 0.0                  | 0             | 0                 |
| Bribery                          | 0             | 0             |             | 0.0                  | 0             | 0                 |
| Stolen Property Offenses         | 15            | 26            | 73.3%       | 1.3                  | 12            | 0                 |
| Animal Cruelty                   | 0             | 0             |             | 0.0                  | 0             | 0                 |
| Drug/Narcotic Violations         | 35            | 36            | 2.9%        | 1.7                  | 22            | 0                 |
| Drug Equipment Violations        | 24            | 21            | -12.5%      | 1.0                  | 10            | 0                 |
| Gambling Offenses                | 0             | 0             |             | 0.0                  | 0             | 0                 |
| Pornography                      | 1             | 1             | 0.0%        | 0.0                  | 0             | 0                 |
| Prostitution Offenses            | 0             | 0             |             | 0.0                  | 0             | 0                 |
| Weapon Law Violations            | 14            | 17            | 21.4%       | 0.8                  | 7             | 0                 |
| <b>Grand Total</b>               | <b>1,118</b>  | <b>1,137</b>  | <b>1.7%</b> | <b>55.0</b>          | <b>306</b>    | <b>73</b>         |

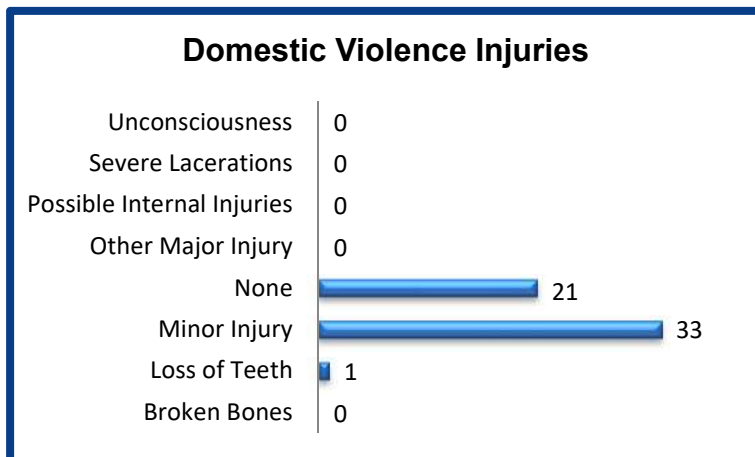
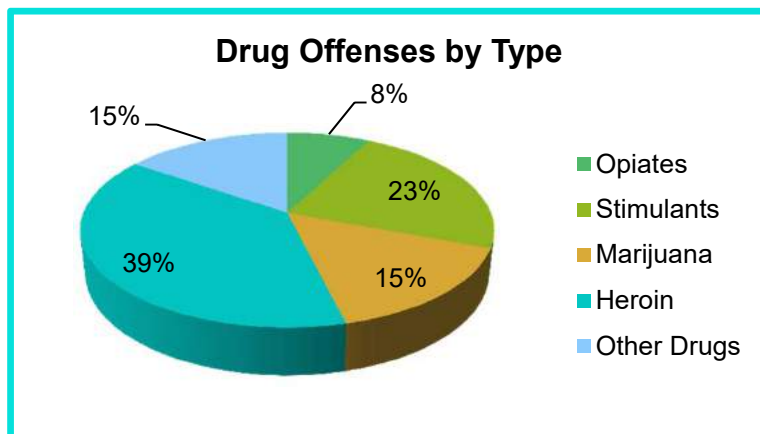
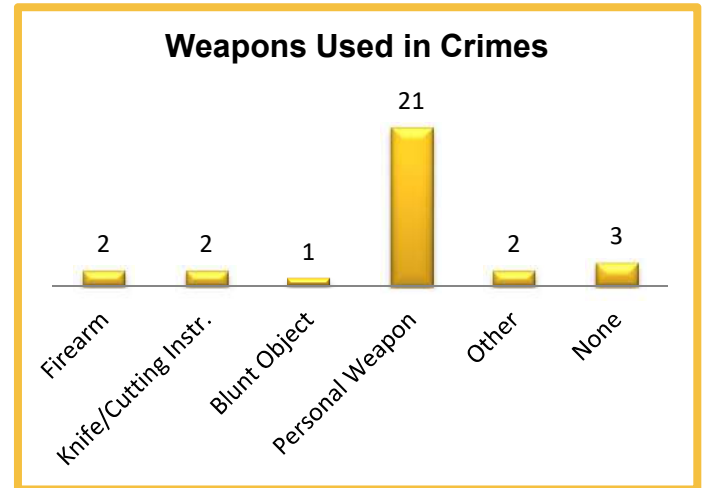
## 2017 Washington NIBRS Submission Agencies

Bonney Lake PD

Continued

### 2017 Group B Arrests

| Offense               | Adult      | Juvenile  |
|-----------------------|------------|-----------|
| Bad Checks            | 0          | 0         |
| Curfew/Vagrancy       | 0          | 0         |
| Disorderly Conduct    | 2          | 0         |
| Drunkenness           | 0          | 0         |
| DUI                   | 62         | 3         |
| Family Offenses       | 0          | 0         |
| Liquor Law Violations | 17         | 5         |
| Peeping Tom           | 0          | 0         |
| Trespass              | 21         | 0         |
| All Other Offenses    | 524        | 4         |
| <b>Total</b>          | <b>626</b> | <b>12</b> |



### 2017 Property Values by Type

| Type                 | Value              |
|----------------------|--------------------|
| Seized               | \$1,369            |
| Burned               | \$1,001            |
| Counterfeited/Forged | \$2,482            |
| Destroyed/Damaged    | \$725,374          |
| Recovered            | \$396,625          |
| Stolen               | \$2,141,634        |
| <b>Total</b>         | <b>\$3,268,485</b> |

## 2017 Washington NIBRS Submission Agencies

**Buckley PD**

Pierce County

Population: 5,825  
Months Reported: 12

### Offense Overview

Offense Total 85  
# of Cleared Offense 34  
Percent Cleared 40.0%

### Group A Arrest Overview

Arrest Total 28  
Adult Arrest Total 25  
Juvenile Arrest Total 3

| Group A Offenses                 | Reported 2016 | Reported 2017 | % of Change   | Crime Rate per 1,000 | Total Arrests | DV Offense Totals |
|----------------------------------|---------------|---------------|---------------|----------------------|---------------|-------------------|
| Murder                           | 0             | 0             |               | 0.0                  | 0             | 0                 |
| Manslaughter                     | 0             | 0             |               | 0.0                  | 0             | 0                 |
| Rape                             | 2             | 2             | 0.0%          | 0.3                  | 0             | 0                 |
| Sodomy                           | 0             | 0             |               | 0.0                  | 0             | 0                 |
| Sexual Assault w/Object          | 0             | 0             |               | 0.0                  | 0             | 0                 |
| Fondling                         | 2             | 1             | -50.0%        | 0.2                  | 0             | 0                 |
| Aggravated Assault               | 3             | 4             | 33.3%         | 0.7                  | 3             | 1                 |
| Simple Assault                   | 94            | 38            | -59.6%        | 6.5                  | 19            | 13                |
| Intimidation                     | 4             | 0             | -100.0%       | 0.0                  | 0             | 0                 |
| Kidnapping                       | 0             | 0             |               | 0.0                  | 0             | 0                 |
| Incest                           | 0             | 0             |               | 0.0                  | 0             | 0                 |
| Statutory Rape                   | 0             | 0             |               | 0.0                  | 0             | 0                 |
| Human Trafficking Offenses       | 0             | 0             |               | 0.0                  | 0             | 0                 |
| Violation of No Contact/Protect. | 8             | 5             | -37.5%        | 0.9                  | 4             | 5                 |
| Robbery                          | 0             | 0             |               | 0.0                  | 0             | 0                 |
| Burglary                         | 9             | 8             | -11.1%        | 1.4                  | 1             | 0                 |
| Larceny-Theft Offenses           | 83            | 18            | -78.3%        | 3.1                  | 0             | 2                 |
| Motor Vehicle Theft              | 5             | 0             | -100.0%       | 0.0                  | 0             | 0                 |
| Arson                            | 0             | 0             |               | 0.0                  | 0             | 0                 |
| Destruction of Property          | 24            | 6             | -75.0%        | 1.0                  | 0             | 0                 |
| Counterfeiting/Forgery           | 1             | 0             | -100.0%       | 0.0                  | 0             | 0                 |
| Fraud Offenses                   | 7             | 0             | -100.0%       | 0.0                  | 0             | 0                 |
| Embezzlement                     | 0             | 0             |               | 0.0                  | 0             | 0                 |
| Extortion/Blackmail              | 0             | 0             |               | 0.0                  | 0             | 0                 |
| Bribery                          | 0             | 0             |               | 0.0                  | 0             | 0                 |
| Stolen Property Offenses         | 5             | 1             | -80.0%        | 0.2                  | 0             | 0                 |
| Animal Cruelty                   | 0             | 0             |               | 0.0                  | 0             | 0                 |
| Drug/Narcotic Violations         | 10            | 1             | -90.0%        | 0.2                  | 1             | 0                 |
| Drug Equipment Violations        | 5             | 1             | -80.0%        | 0.2                  | 0             | 0                 |
| Gambling Offenses                | 0             | 0             |               | 0.0                  | 0             | 0                 |
| Pornography                      | 0             | 0             |               | 0.0                  | 0             | 0                 |
| Prostitution Offenses            | 0             | 0             |               | 0.0                  | 0             | 0                 |
| Weapon Law Violations            | 3             | 0             | -100.0%       | 0.0                  | 0             | 0                 |
| <b>Grand Total</b>               | <b>265</b>    | <b>85</b>     | <b>-67.9%</b> | <b>14.6</b>          | <b>28</b>     | <b>21</b>         |

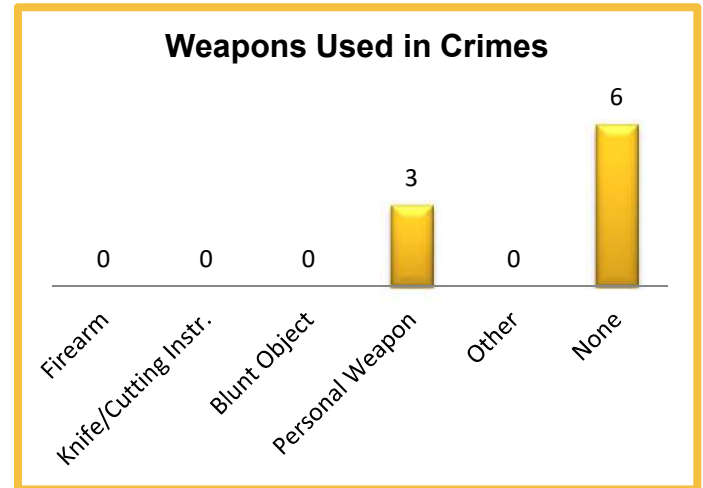
## 2017 Washington NIBRS Submission Agencies

Buckley PD

Continued

### 2017 Group B Arrests

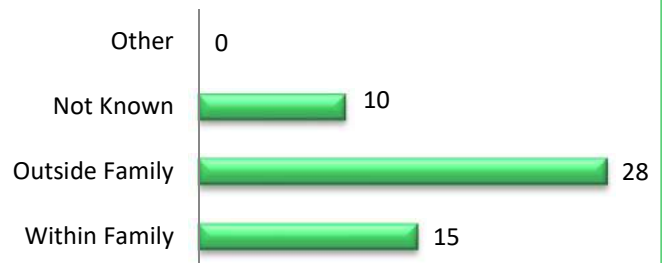
| Offense               | Adult     | Juvenile |
|-----------------------|-----------|----------|
| Bad Checks            | 0         | 0        |
| Curfew/Vagrancy       | 0         | 0        |
| Disorderly Conduct    | 0         | 0        |
| Drunkenness           | 0         | 0        |
| DUI                   | 36        | 1        |
| Family Offenses       | 0         | 0        |
| Liquor Law Violations | 6         | 2        |
| Peeping Tom           | 0         | 0        |
| Trespass              | 1         | 0        |
| All Other Offenses    | 2         | 0        |
| <b>Total</b>          | <b>45</b> | <b>3</b> |



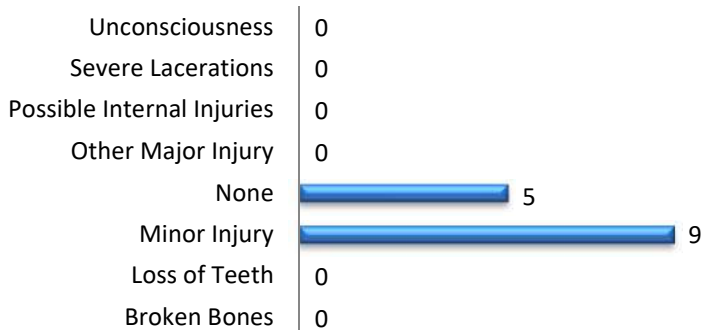
### Drug Offenses by Type

**No Drug Offenses by Type  
Reported**

### Relationship of Victim to Offender



### Domestic Violence Injuries



### 2017 Property Values by Type

| Type                 | Value           |
|----------------------|-----------------|
| Seized               | \$6             |
| Burned               | \$0             |
| Counterfeited/Forged | \$0             |
| Destroyed/Damaged    | \$1,541         |
| Recovered            | \$1,411         |
| Stolen               | \$16,090        |
| <b>Total</b>         | <b>\$19,048</b> |

## 2017 Washington NIBRS Submission Agencies

**DuPont PD**

Pierce County

Population: 9,385  
Months Reported: 12

**Offense Overview**

Offense Total 345  
# of Cleared Offense 78  
Percent Cleared 22.6%

**Group A Arrest Overview**

Arrest Total 54  
Adult Arrest Total 47  
Juvenile Arrest Total 7

| Group A Offenses                 | Reported 2016 | Reported 2017 | % of Change  | Crime Rate per 1,000 | Total Arrests | DV Offense Totals |
|----------------------------------|---------------|---------------|--------------|----------------------|---------------|-------------------|
| Murder                           | 0             | 0             |              | 0.0                  | 0             | 0                 |
| Manslaughter                     | 0             | 0             |              | 0.0                  | 0             | 0                 |
| Rape                             | 3             | 0             | -100.0%      | 0.0                  | 0             | 0                 |
| Sodomy                           | 1             | 0             | -100.0%      | 0.0                  | 0             | 0                 |
| Sexual Assault w/Object          | 0             | 2             |              | 0.2                  | 0             | 0                 |
| Fondling                         | 4             | 3             | -25.0%       | 0.3                  | 0             | 1                 |
| Aggravated Assault               | 14            | 12            | -14.3%       | 1.3                  | 6             | 8                 |
| Simple Assault                   | 29            | 41            | 41.4%        | 4.4                  | 16            | 28                |
| Intimidation                     | 1             | 1             | 0.0%         | 0.1                  | 0             | 0                 |
| Kidnapping                       | 1             | 1             | 0.0%         | 0.1                  | 0             | 1                 |
| Incest                           | 0             | 0             |              | 0.0                  | 0             | 0                 |
| Statutory Rape                   | 0             | 1             |              | 0.1                  | 0             | 0                 |
| Human Trafficking Offenses       | 0             | 0             |              | 0.0                  | 0             | 0                 |
| Violation of No Contact/Protect. | 23            | 10            | -56.5%       | 1.1                  | 1             | 10                |
| Robbery                          | 1             | 2             | 100.0%       | 0.2                  | 1             | 0                 |
| Burglary                         | 4             | 16            | 300.0%       | 1.7                  | 2             | 1                 |
| Larceny-Theft Offenses           | 39            | 97            | 148.7%       | 10.3                 | 1             | 1                 |
| Motor Vehicle Theft              | 11            | 5             | -54.5%       | 0.5                  | 0             | 0                 |
| Arson                            | 3             | 2             | -33.3%       | 0.2                  | 0             | 0                 |
| Destruction of Property          | 33            | 44            | 33.3%        | 4.7                  | 0             | 0                 |
| Counterfeiting/Forgery           | 4             | 1             | -75.0%       | 0.1                  | 0             | 0                 |
| Fraud Offenses                   | 25            | 48            | 92.0%        | 5.1                  | 5             | 0                 |
| Embezzlement                     | 0             | 0             |              | 0.0                  | 0             | 0                 |
| Extortion/Blackmail              | 2             | 1             | -50.0%       | 0.1                  | 0             | 0                 |
| Bribery                          | 0             | 0             |              | 0.0                  | 0             | 0                 |
| Stolen Property Offenses         | 3             | 7             | 133.3%       | 0.7                  | 2             | 0                 |
| Animal Cruelty                   | 0             | 0             |              | 0.0                  | 0             | 0                 |
| Drug/Narcotic Violations         | 21            | 33            | 57.1%        | 3.5                  | 16            | 0                 |
| Drug Equipment Violations        | 10            | 13            | 30.0%        | 1.4                  | 1             | 0                 |
| Gambling Offenses                | 0             | 0             |              | 0.0                  | 0             | 0                 |
| Pornography                      | 1             | 1             | 0.0%         | 0.1                  | 0             | 0                 |
| Prostitution Offenses            | 0             | 0             |              | 0.0                  | 0             | 0                 |
| Weapon Law Violations            | 6             | 4             | -33.3%       | 0.4                  | 3             | 0                 |
| <b>Grand Total</b>               | <b>239</b>    | <b>345</b>    | <b>44.4%</b> | <b>36.8</b>          | <b>54</b>     | <b>50</b>         |


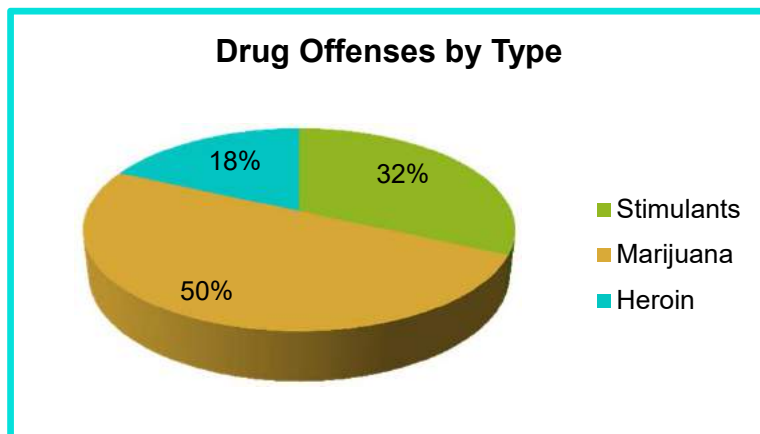
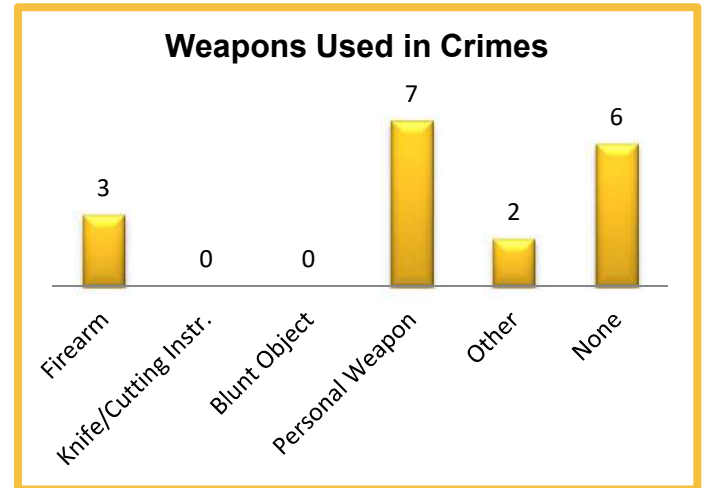
## 2017 Washington NIBRS Submission Agencies

DuPont PD

Continued

### 2017 Group B Arrests

| Offense               | Adult      | Juvenile |
|-----------------------|------------|----------|
| Bad Checks            | 0          | 0        |
| Curfew/Vagrancy       | 0          | 0        |
| Disorderly Conduct    | 0          | 0        |
| Drunkenness           | 0          | 0        |
| DUI                   | 50         | 1        |
| Family Offenses       | 0          | 0        |
| Liquor Law Violations | 1          | 1        |
| Peeping Tom           | 0          | 0        |
| Trespass              | 2          | 0        |
| All Other Offenses    | 158        | 0        |
| <b>Total</b>          | <b>211</b> | <b>2</b> |



### 2017 Property Values by Type

| Type                 | Value            |
|----------------------|------------------|
| Seized               | \$2              |
| Burned               | \$2              |
| Counterfeited/Forged | \$1,300          |
| Destroyed/Damaged    | \$62,788         |
| Recovered            | \$2,405          |
| Stolen               | \$78,987         |
| <b>Total</b>         | <b>\$145,484</b> |

## 2017 Washington NIBRS Submission Agencies

**Eatonville PD**

Pierce County

Population: 2,950  
Months Reported: 12

**Offense Overview**

Offense Total 167  
# of Cleared Offense 41  
Percent Cleared 24.6%

**Group A Arrest Overview**

Arrest Total 39  
Adult Arrest Total 24  
Juvenile Arrest Total 15

| Group A Offenses                 | Reported 2016 | Reported 2017 | % of Change  | Crime Rate per 1,000 | Total Arrests | DV Offense Totals |
|----------------------------------|---------------|---------------|--------------|----------------------|---------------|-------------------|
| Murder                           | 0             | 0             |              | 0.0                  | 0             | 0                 |
| Manslaughter                     | 0             | 0             |              | 0.0                  | 0             | 0                 |
| Rape                             | 0             | 0             |              | 0.0                  | 0             | 0                 |
| Sodomy                           | 0             | 0             |              | 0.0                  | 0             | 0                 |
| Sexual Assault w/Object          | 0             | 0             |              | 0.0                  | 0             | 0                 |
| Fondling                         | 2             | 8             | 300.0%       | 2.7                  | 0             | 2                 |
| Aggravated Assault               | 8             | 2             | -75.0%       | 0.7                  | 0             | 1                 |
| Simple Assault                   | 16            | 29            | 81.3%        | 9.8                  | 11            | 15                |
| Intimidation                     | 1             | 2             | 100.0%       | 0.7                  | 0             | 1                 |
| Kidnapping                       | 1             | 0             | -100.0%      | 0.0                  | 0             | 0                 |
| Incest                           | 0             | 0             |              | 0.0                  | 0             | 0                 |
| Statutory Rape                   | 1             | 0             | -100.0%      | 0.0                  | 0             | 0                 |
| Human Trafficking Offenses       | 0             | 0             |              | 0.0                  | 0             | 0                 |
| Violation of No Contact/Protect. | 5             | 5             | 0.0%         | 1.7                  | 2             | 4                 |
| Robbery                          | 0             | 2             |              | 0.7                  | 0             | 0                 |
| Burglary                         | 18            | 18            | 0.0%         | 6.1                  | 11            | 0                 |
| Larceny-Theft Offenses           | 36            | 39            | 8.3%         | 13.2                 | 7             | 1                 |
| Motor Vehicle Theft              | 9             | 10            | 11.1%        | 3.4                  | 0             | 0                 |
| Arson                            | 1             | 0             | -100.0%      | 0.0                  | 0             | 0                 |
| Destruction of Property          | 23            | 27            | 17.4%        | 9.2                  | 3             | 0                 |
| Counterfeiting/Forgery           | 4             | 4             | 0.0%         | 1.4                  | 1             | 0                 |
| Fraud Offenses                   | 4             | 7             | 75.0%        | 2.4                  | 0             | 0                 |
| Embezzlement                     | 0             | 0             |              | 0.0                  | 0             | 0                 |
| Extortion/Blackmail              | 1             | 0             | -100.0%      | 0.0                  | 0             | 0                 |
| Bribery                          | 0             | 0             |              | 0.0                  | 0             | 0                 |
| Stolen Property Offenses         | 1             | 3             | 200.0%       | 1.0                  | 1             | 0                 |
| Animal Cruelty                   | 0             | 0             |              | 0.0                  | 0             | 0                 |
| Drug/Narcotic Violations         | 5             | 7             | 40.0%        | 2.4                  | 1             | 0                 |
| Drug Equipment Violations        | 2             | 1             | -50.0%       | 0.3                  | 1             | 0                 |
| Gambling Offenses                | 0             | 0             |              | 0.0                  | 0             | 0                 |
| Pornography                      | 1             | 0             | -100.0%      | 0.0                  | 0             | 0                 |
| Prostitution Offenses            | 0             | 0             |              | 0.0                  | 0             | 0                 |
| Weapon Law Violations            | 3             | 3             | 0.0%         | 1.0                  | 1             | 0                 |
| <b>Grand Total</b>               | <b>142</b>    | <b>167</b>    | <b>17.6%</b> | <b>56.6</b>          | <b>39</b>     | <b>24</b>         |

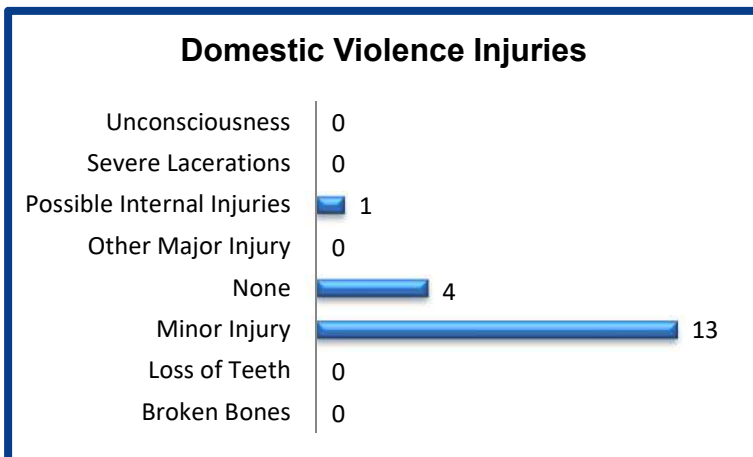
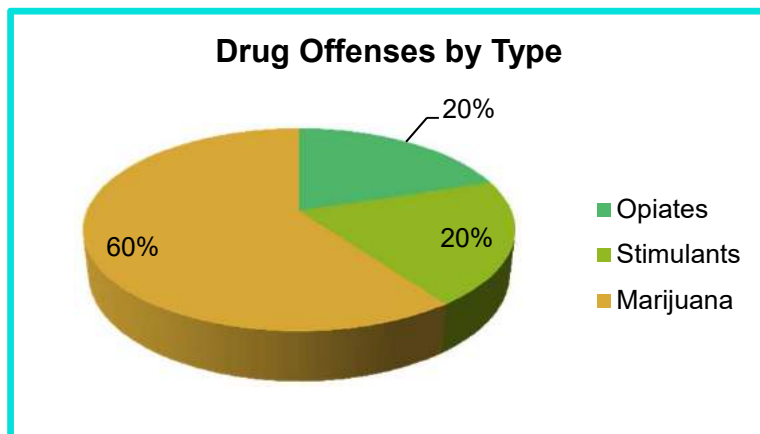
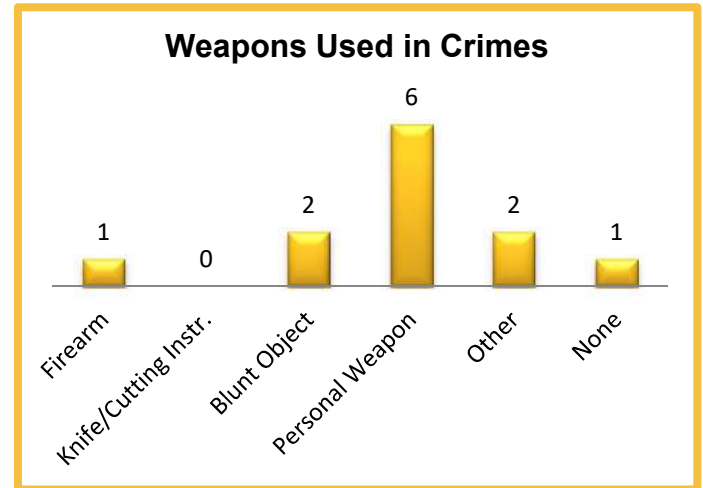
## 2017 Washington NIBRS Submission Agencies

Eatonville PD

Continued

### 2017 Group B Arrests

| Offense               | Adult     | Juvenile |
|-----------------------|-----------|----------|
| Bad Checks            | 0         | 0        |
| Curfew/Vagrancy       | 0         | 0        |
| Disorderly Conduct    | 1         | 0        |
| Drunkenness           | 0         | 0        |
| DUI                   | 3         | 0        |
| Family Offenses       | 0         | 0        |
| Liquor Law Violations | 0         | 1        |
| Peeping Tom           | 0         | 0        |
| Trespass              | 1         | 0        |
| All Other Offenses    | 36        | 2        |
| <b>Total</b>          | <b>41</b> | <b>3</b> |



### 2017 Property Values by Type

| Type                 | Value            |
|----------------------|------------------|
| Seized               | \$2              |
| Burned               | \$0              |
| Counterfeited/Forged | \$2              |
| Destroyed/Damaged    | \$39,785         |
| Recovered            | \$11,650         |
| Stolen               | \$51,817         |
| <b>Total</b>         | <b>\$103,256</b> |

## 2017 Washington NIBRS Submission Agencies

**Edgewood PD**

Pierce County

Population: 10,420  
Months Reported: 12

**Offense Overview**

Offense Total 606  
# of Cleared Offense 92  
Percent Cleared 15.2%

**Group A Arrest Overview**

Arrest Total 65  
Adult Arrest Total 58  
Juvenile Arrest Total 7

| Group A Offenses                 | Reported 2016 | Reported 2017 | % of Change  | Crime Rate per 1,000 | Total Arrests | DV Offense Totals |
|----------------------------------|---------------|---------------|--------------|----------------------|---------------|-------------------|
| Murder                           | 0             | 0             |              | 0.0                  | 0             | 0                 |
| Manslaughter                     | 0             | 0             |              | 0.0                  | 0             | 0                 |
| Rape                             | 0             | 0             |              | 0.0                  | 0             | 0                 |
| Sodomy                           | 0             | 0             |              | 0.0                  | 0             | 0                 |
| Sexual Assault w/Object          | 0             | 0             |              | 0.0                  | 0             | 0                 |
| Fondling                         | 4             | 3             | -25.0%       | 0.3                  | 1             | 0                 |
| Aggravated Assault               | 14            | 10            | -28.6%       | 1.0                  | 4             | 6                 |
| Simple Assault                   | 34            | 42            | 23.5%        | 4.0                  | 16            | 33                |
| Intimidation                     | 1             | 4             | 300.0%       | 0.4                  | 1             | 0                 |
| Kidnapping                       | 0             | 0             |              | 0.0                  | 0             | 0                 |
| Incest                           | 0             | 0             |              | 0.0                  | 0             | 0                 |
| Statutory Rape                   | 0             | 0             |              | 0.0                  | 0             | 0                 |
| Human Trafficking Offenses       | 0             | 0             |              | 0.0                  | 0             | 0                 |
| Violation of No Contact/Protect. | 12            | 15            | 25.0%        | 1.4                  | 6             | 13                |
| Robbery                          | 5             | 3             | -40.0%       | 0.3                  | 0             | 0                 |
| Burglary                         | 64            | 96            | 50.0%        | 9.2                  | 5             | 2                 |
| Larceny-Theft Offenses           | 166           | 153           | -7.8%        | 14.7                 | 5             | 2                 |
| Motor Vehicle Theft              | 29            | 43            | 48.3%        | 4.1                  | 2             | 1                 |
| Arson                            | 1             | 2             | 100.0%       | 0.2                  | 0             | 0                 |
| Destruction of Property          | 104           | 145           | 39.4%        | 13.9                 | 6             | 0                 |
| Counterfeiting/Forgery           | 9             | 7             | -22.2%       | 0.7                  | 1             | 0                 |
| Fraud Offenses                   | 54            | 47            | -13.0%       | 4.5                  | 1             | 0                 |
| Embezzlement                     | 0             | 0             |              | 0.0                  | 0             | 0                 |
| Extortion/Blackmail              | 0             | 2             |              | 0.2                  | 0             | 0                 |
| Bribery                          | 0             | 0             |              | 0.0                  | 0             | 0                 |
| Stolen Property Offenses         | 15            | 15            | 0.0%         | 1.4                  | 4             | 0                 |
| Animal Cruelty                   | 0             | 0             |              | 0.0                  | 0             | 0                 |
| Drug/Narcotic Violations         | 5             | 9             | 80.0%        | 0.9                  | 7             | 0                 |
| Drug Equipment Violations        | 3             | 3             | 0.0%         | 0.3                  | 5             | 0                 |
| Gambling Offenses                | 0             | 0             |              | 0.0                  | 0             | 0                 |
| Pornography                      | 0             | 1             |              | 0.1                  | 0             | 0                 |
| Prostitution Offenses            | 0             | 0             |              | 0.0                  | 0             | 0                 |
| Weapon Law Violations            | 3             | 6             | 100.0%       | 0.6                  | 1             | 0                 |
| <b>Grand Total</b>               | <b>523</b>    | <b>606</b>    | <b>15.9%</b> | <b>58.2</b>          | <b>65</b>     | <b>57</b>         |

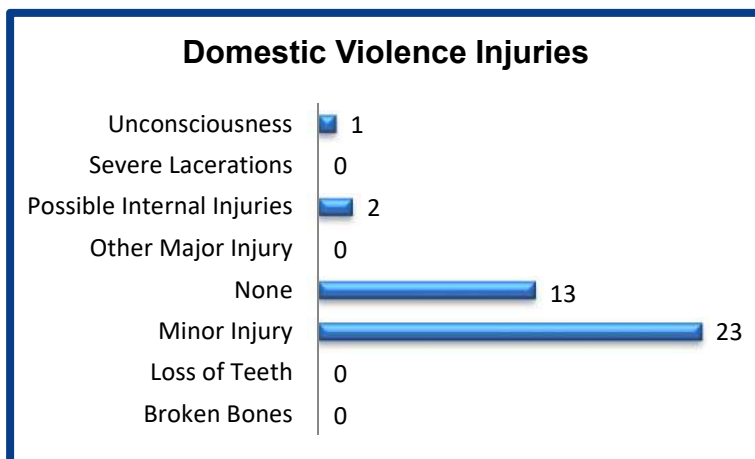
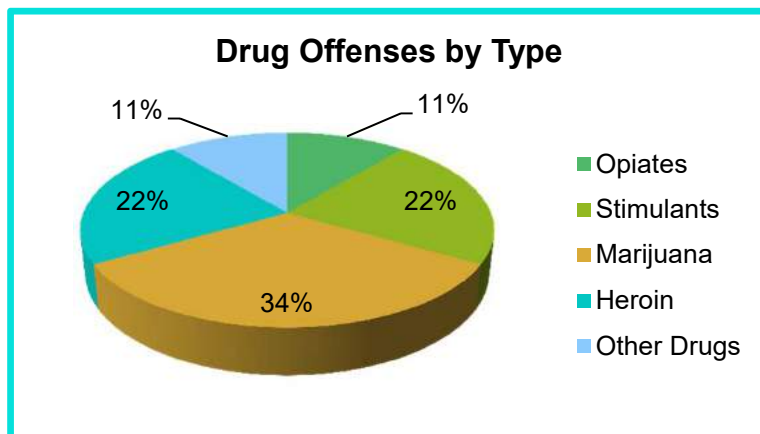
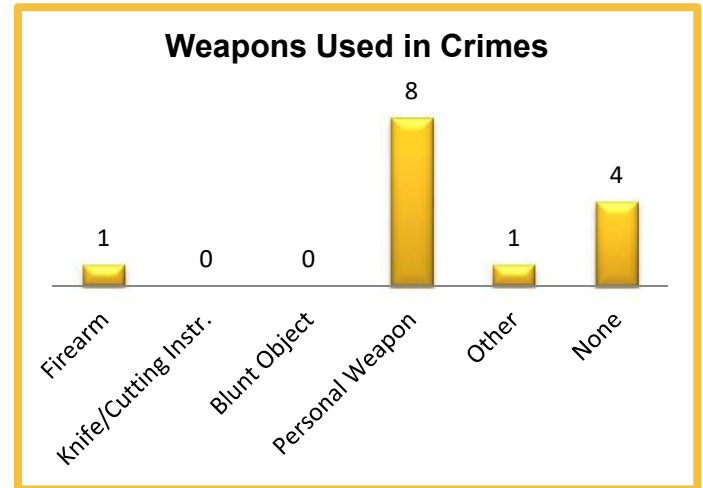
## 2017 Washington NIBRS Submission Agencies

Edgewood PD

Continued

### 2017 Group B Arrests

| Offense               | Adult     | Juvenile |
|-----------------------|-----------|----------|
| Bad Checks            | 0         | 0        |
| Curfew/Vagrancy       | 0         | 0        |
| Disorderly Conduct    | 1         | 0        |
| Drunkenness           | 0         | 0        |
| DUI                   | 5         | 0        |
| Family Offenses       | 0         | 0        |
| Liquor Law Violations | 0         | 0        |
| Peeping Tom           | 0         | 0        |
| Trespass              | 3         | 0        |
| All Other Offenses    | 53        | 0        |
| <b>Total</b>          | <b>62</b> | <b>0</b> |



### 2017 Property Values by Type

| Type                 | Value            |
|----------------------|------------------|
| Seized               | \$1              |
| Burned               | \$501            |
| Counterfeited/Forged | \$4,172          |
| Destroyed/Damaged    | \$129,925        |
| Recovered            | \$85,420         |
| Stolen               | \$592,441        |
| <b>Total</b>         | <b>\$812,460</b> |

## 2017 Washington NIBRS Submission Agencies

**Fife PD**

Pierce County

Population: 10,100  
Months Reported: 12

**Offense Overview**

Offense Total 1,696  
# of Cleared Offense 598  
Percent Cleared 35.3%

**Group A Arrest Overview**

Arrest Total 514  
Adult Arrest Total 498  
Juvenile Arrest Total 16

| Group A Offenses                 | Reported 2016 | Reported 2017 | % of Change | Crime Rate per 1,000 | Total Arrests | DV Offense Totals |
|----------------------------------|---------------|---------------|-------------|----------------------|---------------|-------------------|
| Murder                           | 0             | 1             |             | 0.1                  | 0             | 0                 |
| Manslaughter                     | 0             | 0             |             | 0.0                  | 0             | 0                 |
| Rape                             | 7             | 16            | 128.6%      | 1.6                  | 0             | 3                 |
| Sodomy                           | 0             | 2             |             | 0.2                  | 0             | 0                 |
| Sexual Assault w/Object          | 0             | 0             |             | 0.0                  | 0             | 0                 |
| Fondling                         | 3             | 5             | 66.7%       | 0.5                  | 0             | 0                 |
| Aggravated Assault               | 53            | 48            | -9.4%       | 4.8                  | 27            | 11                |
| Simple Assault                   | 176           | 129           | -26.7%      | 12.8                 | 71            | 101               |
| Intimidation                     | 27            | 36            | 33.3%       | 3.6                  | 12            | 18                |
| Kidnapping                       | 1             | 3             | 200.0%      | 0.3                  | 0             | 2                 |
| Incest                           | 0             | 0             |             | 0.0                  | 0             | 0                 |
| Statutory Rape                   | 0             | 0             |             | 0.0                  | 0             | 0                 |
| Human Trafficking Offenses       | 0             | 0             |             | 0.0                  | 0             | 0                 |
| Violation of No Contact/Protect. | 46            | 51            | 10.9%       | 5.0                  | 25            | 50                |
| Robbery                          | 16            | 32            | 100.0%      | 3.2                  | 13            | 0                 |
| Burglary                         | 94            | 108           | 14.9%       | 10.7                 | 10            | 6                 |
| Larceny-Theft Offenses           | 489           | 483           | -1.2%       | 47.8                 | 45            | 11                |
| Motor Vehicle Theft              | 146           | 165           | 13.0%       | 16.3                 | 1             | 1                 |
| Arson                            | 2             | 1             | -50.0%      | 0.1                  | 0             | 0                 |
| Destruction of Property          | 142           | 130           | -8.5%       | 12.9                 | 12            | 0                 |
| Counterfeiting/Forgery           | 82            | 65            | -20.7%      | 6.4                  | 12            | 0                 |
| Fraud Offenses                   | 22            | 24            | 9.1%        | 2.4                  | 5             | 0                 |
| Embezzlement                     | 0             | 0             |             | 0.0                  | 0             | 0                 |
| Extortion/Blackmail              | 0             | 0             |             | 0.0                  | 0             | 0                 |
| Bribery                          | 0             | 0             |             | 0.0                  | 0             | 0                 |
| Stolen Property Offenses         | 64            | 48            | -25.0%      | 4.8                  | 40            | 0                 |
| Animal Cruelty                   | 0             | 0             |             | 0.0                  | 0             | 0                 |
| Drug/Narcotic Violations         | 125           | 110           | -12.0%      | 10.9                 | 104           | 0                 |
| Drug Equipment Violations        | 157           | 190           | 21.0%       | 18.8                 | 109           | 0                 |
| Gambling Offenses                | 0             | 0             |             | 0.0                  | 0             | 0                 |
| Pornography                      | 0             | 1             |             | 0.1                  | 0             | 0                 |
| Prostitution Offenses            | 4             | 14            | 250.0%      | 1.4                  | 15            | 0                 |
| Weapon Law Violations            | 31            | 34            | 9.7%        | 3.4                  | 13            | 0                 |
| <b>Grand Total</b>               | <b>1,687</b>  | <b>1,696</b>  | <b>0.5%</b> | <b>167.9</b>         | <b>514</b>    | <b>203</b>        |

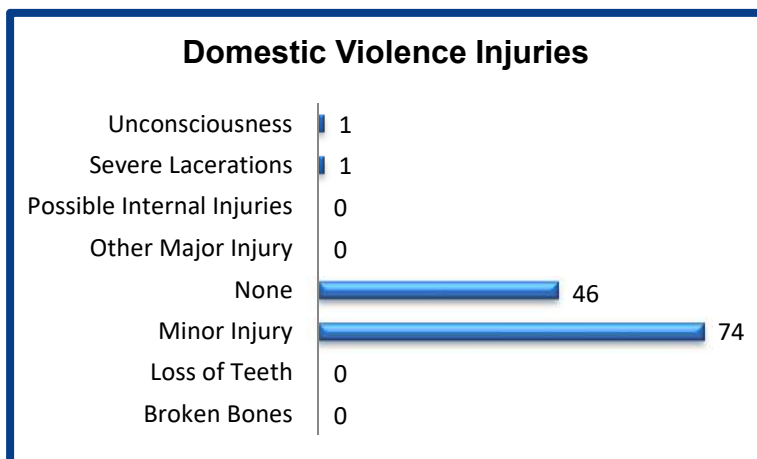
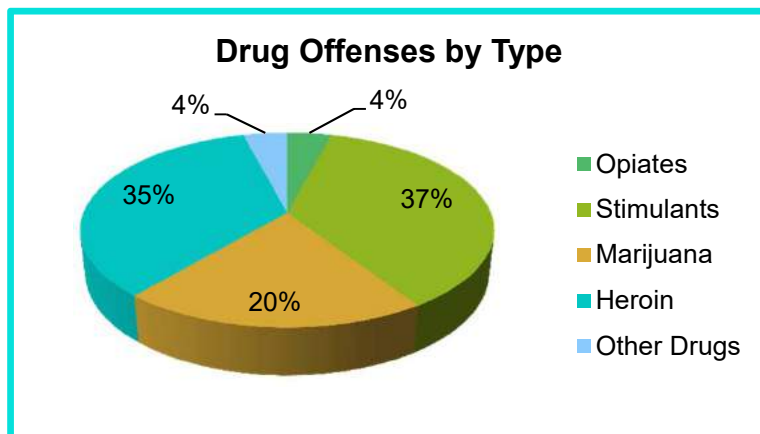
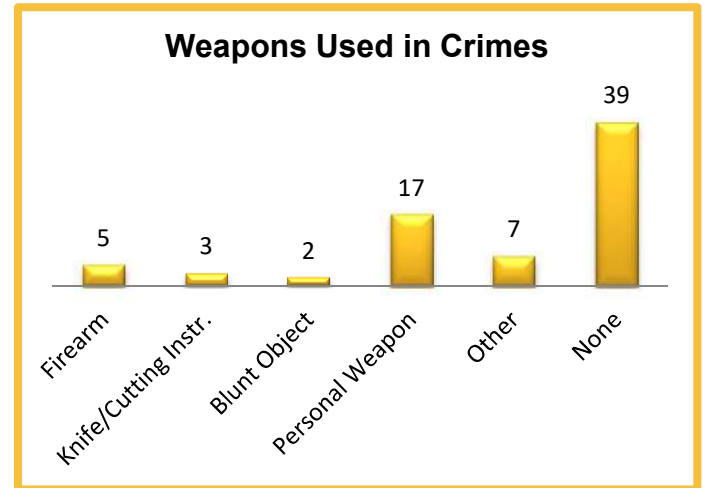
## 2017 Washington NIBRS Submission Agencies

Fife PD

Continued

### 2017 Group B Arrests

| Offense               | Adult      | Juvenile |
|-----------------------|------------|----------|
| Bad Checks            | 0          | 0        |
| Curfew/Vagrancy       | 0          | 0        |
| Disorderly Conduct    | 0          | 0        |
| Drunkenness           | 0          | 0        |
| DUI                   | 68         | 0        |
| Family Offenses       | 0          | 0        |
| Liquor Law Violations | 0          | 2        |
| Peeping Tom           | 0          | 0        |
| Trespass              | 50         | 2        |
| All Other Offenses    | 38         | 0        |
| <b>Total</b>          | <b>156</b> | <b>4</b> |



### 2017 Property Values by Type

| Type                 | Value              |
|----------------------|--------------------|
| Seized               | \$525              |
| Burned               | \$25,000           |
| Counterfeited/Forged | \$24,196           |
| Destroyed/Damaged    | \$116,069          |
| Recovered            | \$886,793          |
| Stolen               | \$2,847,691        |
| <b>Total</b>         | <b>\$3,900,274</b> |

## 2017 Washington NIBRS Submission Agencies

**Fircrest PD**

Pierce County

Population: 6,640  
Months Reported: 12

**Offense Overview**

Offense Total 334  
# of Cleared Offense 123  
Percent Cleared 36.8%

**Group A Arrest Overview**

Arrest Total 75  
Adult Arrest Total 66  
Juvenile Arrest Total 9

| Group A Offenses                 | Reported 2016 | Reported 2017 | % of Change   | Crime Rate per 1,000 | Total Arrests | DV Offense Totals |
|----------------------------------|---------------|---------------|---------------|----------------------|---------------|-------------------|
| Murder                           | 0             | 0             |               | 0.0                  | 0             | 0                 |
| Manslaughter                     | 0             | 0             |               | 0.0                  | 0             | 0                 |
| Rape                             | 0             | 1             |               | 0.2                  | 0             | 1                 |
| Sodomy                           | 0             | 0             |               | 0.0                  | 0             | 0                 |
| Sexual Assault w/Object          | 0             | 0             |               | 0.0                  | 0             | 0                 |
| Fondling                         | 3             | 2             | -33.3%        | 0.3                  | 2             | 0                 |
| Aggravated Assault               | 4             | 10            | 150.0%        | 1.5                  | 3             | 3                 |
| Simple Assault                   | 46            | 27            | -41.3%        | 4.1                  | 19            | 16                |
| Intimidation                     | 1             | 1             | 0.0%          | 0.2                  | 1             | 1                 |
| Kidnapping                       | 1             | 0             | -100.0%       | 0.0                  | 0             | 0                 |
| Incest                           | 0             | 0             |               | 0.0                  | 0             | 0                 |
| Statutory Rape                   | 0             | 0             |               | 0.0                  | 0             | 0                 |
| Human Trafficking Offenses       | 0             | 0             |               | 0.0                  | 0             | 0                 |
| Violation of No Contact/Protect. | 10            | 9             | -10.0%        | 1.4                  | 4             | 8                 |
| Robbery                          | 2             | 2             | 0.0%          | 0.3                  | 2             | 0                 |
| Burglary                         | 37            | 36            | -2.7%         | 5.4                  | 8             | 2                 |
| Larceny-Theft Offenses           | 131           | 106           | -19.1%        | 16.0                 | 9             | 1                 |
| Motor Vehicle Theft              | 22            | 8             | -63.6%        | 1.2                  | 3             | 1                 |
| Arson                            | 0             | 0             |               | 0.0                  | 0             | 0                 |
| Destruction of Property          | 57            | 65            | 14.0%         | 9.8                  | 4             | 0                 |
| Counterfeiting/Forgery           | 12            | 6             | -50.0%        | 0.9                  | 3             | 0                 |
| Fraud Offenses                   | 34            | 27            | -20.6%        | 4.1                  | 2             | 0                 |
| Embezzlement                     | 0             | 0             |               | 0.0                  | 0             | 0                 |
| Extortion/Blackmail              | 0             | 1             |               | 0.2                  | 0             | 0                 |
| Bribery                          | 0             | 0             |               | 0.0                  | 0             | 0                 |
| Stolen Property Offenses         | 10            | 11            | 10.0%         | 1.7                  | 7             | 0                 |
| Animal Cruelty                   | 0             | 0             |               | 0.0                  | 0             | 0                 |
| Drug/Narcotic Violations         | 3             | 11            | 266.7%        | 1.7                  | 6             | 0                 |
| Drug Equipment Violations        | 0             | 6             |               | 0.9                  | 2             | 0                 |
| Gambling Offenses                | 0             | 0             |               | 0.0                  | 0             | 0                 |
| Pornography                      | 0             | 1             |               | 0.2                  | 0             | 0                 |
| Prostitution Offenses            | 0             | 0             |               | 0.0                  | 0             | 0                 |
| Weapon Law Violations            | 3             | 4             | 33.3%         | 0.6                  | 0             | 0                 |
| <b>Grand Total</b>               | <b>376</b>    | <b>334</b>    | <b>-11.2%</b> | <b>50.3</b>          | <b>75</b>     | <b>33</b>         |

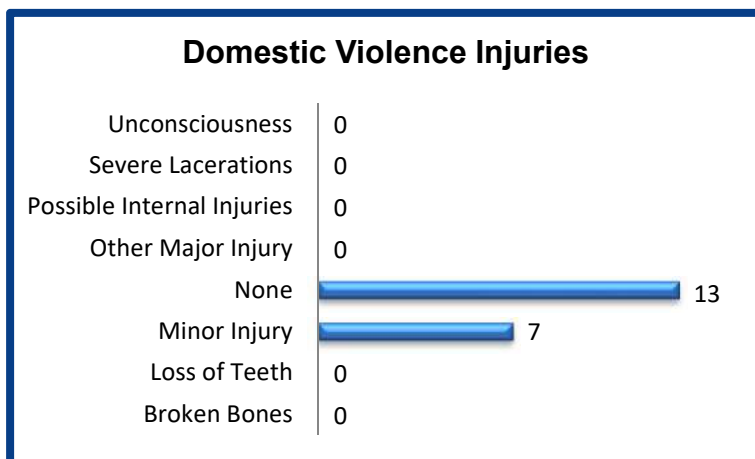
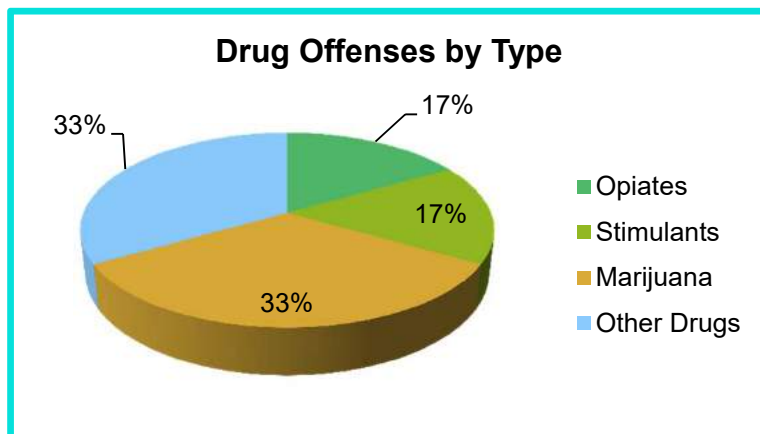
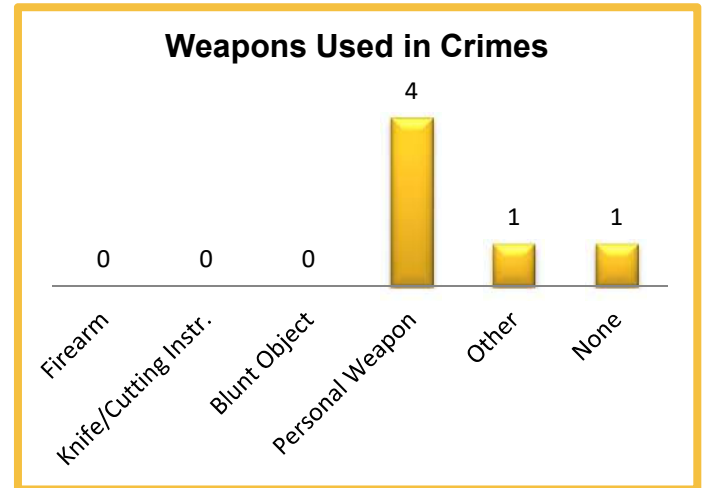
## 2017 Washington NIBRS Submission Agencies

Fircrest PD

Continued

### 2017 Group B Arrests

| Offense               | Adult      | Juvenile |
|-----------------------|------------|----------|
| Bad Checks            | 2          | 0        |
| Curfew/Vagrancy       | 0          | 0        |
| Disorderly Conduct    | 1          | 0        |
| Drunkenness           | 0          | 0        |
| DUI                   | 10         | 0        |
| Family Offenses       | 1          | 0        |
| Liquor Law Violations | 0          | 0        |
| Peeping Tom           | 0          | 0        |
| Trespass              | 2          | 0        |
| All Other Offenses    | 407        | 0        |
| <b>Total</b>          | <b>423</b> | <b>0</b> |



### 2017 Property Values by Type

| Type                 | Value            |
|----------------------|------------------|
| Seized               | \$110            |
| Burned               | \$0              |
| Counterfeited/Forged | \$7,304          |
| Destroyed/Damaged    | \$88,171         |
| Recovered            | \$41,036         |
| Stolen               | \$398,497        |
| <b>Total</b>         | <b>\$535,118</b> |

## 2017 Washington NIBRS Submission Agencies

**Gig Harbor PD**

Pierce County

Population: 9,560  
Months Reported: 12

**Offense Overview**

Offense Total 912  
# of Cleared Offense 267  
Percent Cleared 29.3%

**Group A Arrest Overview**

Arrest Total 232  
Adult Arrest Total 198  
Juvenile Arrest Total 34

| Group A Offenses                 | Reported 2016 | Reported 2017 | % of Change  | Crime Rate per 1,000 | Total Arrests | DV Offense Totals |
|----------------------------------|---------------|---------------|--------------|----------------------|---------------|-------------------|
| Murder                           | 0             | 0             |              | 0.0                  | 0             | 0                 |
| Manslaughter                     | 0             | 0             |              | 0.0                  | 0             | 0                 |
| Rape                             | 3             | 4             | 33.3%        | 0.4                  | 0             | 0                 |
| Sodomy                           | 0             | 0             |              | 0.0                  | 0             | 0                 |
| Sexual Assault w/Object          | 1             | 0             | -100.0%      | 0.0                  | 0             | 0                 |
| Fondling                         | 8             | 2             | -75.0%       | 0.2                  | 0             | 0                 |
| Aggravated Assault               | 11            | 12            | 9.1%         | 1.3                  | 7             | 5                 |
| Simple Assault                   | 60            | 49            | -18.3%       | 5.1                  | 28            | 23                |
| Intimidation                     | 0             | 0             |              | 0.0                  | 0             | 0                 |
| Kidnapping                       | 0             | 1             |              | 0.1                  | 1             | 1                 |
| Incest                           | 0             | 0             |              | 0.0                  | 0             | 0                 |
| Statutory Rape                   | 1             | 0             | -100.0%      | 0.0                  | 0             | 0                 |
| Human Trafficking Offenses       | 0             | 0             |              | 0.0                  | 0             | 0                 |
| Violation of No Contact/Protect. | 17            | 15            | -11.8%       | 1.6                  | 4             | 10                |
| Robbery                          | 9             | 2             | -77.8%       | 0.2                  | 0             | 0                 |
| Burglary                         | 68            | 50            | -26.5%       | 5.2                  | 6             | 0                 |
| Larceny-Theft Offenses           | 447           | 452           | 1.1%         | 47.3                 | 128           | 3                 |
| Motor Vehicle Theft              | 32            | 31            | -3.1%        | 3.2                  | 1             | 0                 |
| Arson                            | 2             | 2             | 0.0%         | 0.2                  | 0             | 0                 |
| Destruction of Property          | 106           | 115           | 8.5%         | 12.0                 | 12            | 0                 |
| Counterfeiting/Forgery           | 15            | 18            | 20.0%        | 1.9                  | 1             | 0                 |
| Fraud Offenses                   | 60            | 80            | 33.3%        | 8.4                  | 3             | 0                 |
| Embezzlement                     | 1             | 0             | -100.0%      | 0.0                  | 0             | 0                 |
| Extortion/Blackmail              | 1             | 0             | -100.0%      | 0.0                  | 0             | 0                 |
| Bribery                          | 0             | 0             |              | 0.0                  | 0             | 0                 |
| Stolen Property Offenses         | 10            | 15            | 50.0%        | 1.6                  | 5             | 0                 |
| Animal Cruelty                   | 0             | 0             |              | 0.0                  | 0             | 0                 |
| Drug/Narcotic Violations         | 39            | 45            | 15.4%        | 4.7                  | 28            | 0                 |
| Drug Equipment Violations        | 12            | 10            | -16.7%       | 1.0                  | 2             | 0                 |
| Gambling Offenses                | 0             | 0             |              | 0.0                  | 0             | 0                 |
| Pornography                      | 3             | 3             | 0.0%         | 0.3                  | 0             | 0                 |
| Prostitution Offenses            | 1             | 1             | 0.0%         | 0.1                  | 3             | 0                 |
| Weapon Law Violations            | 6             | 5             | -16.7%       | 0.5                  | 3             | 0                 |
| <b>Grand Total</b>               | <b>913</b>    | <b>912</b>    | <b>-0.1%</b> | <b>95.4</b>          | <b>232</b>    | <b>42</b>         |

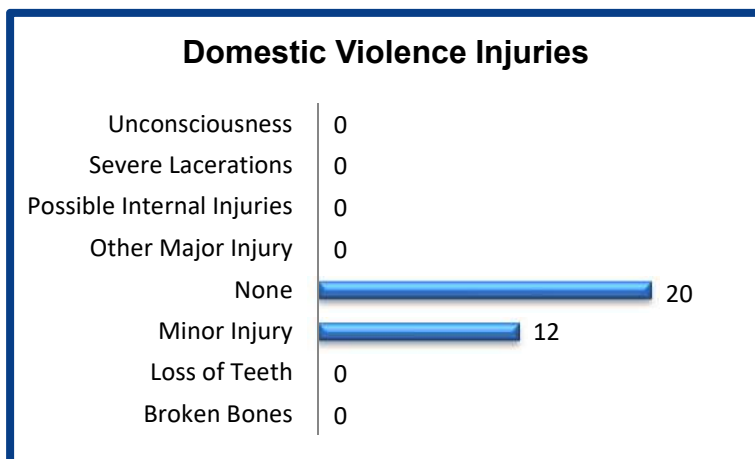
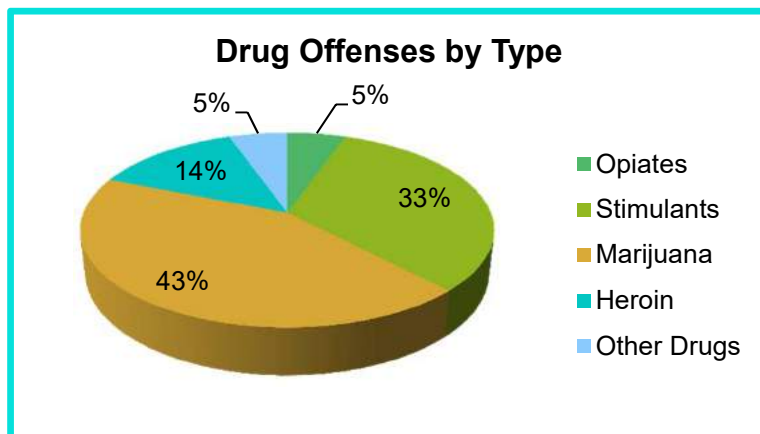
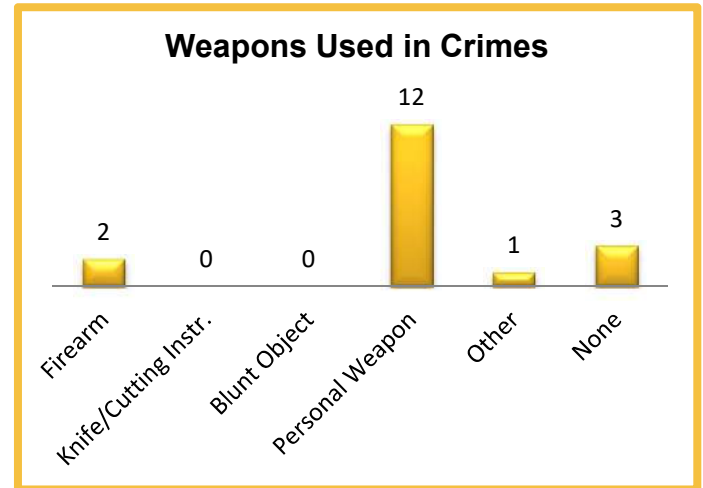
## 2017 Washington NIBRS Submission Agencies

Gig Harbor PD

Continued

### 2017 Group B Arrests

| Offense               | Adult      | Juvenile  |
|-----------------------|------------|-----------|
| Bad Checks            | 0          | 0         |
| Curfew/Vagrancy       | 0          | 0         |
| Disorderly Conduct    | 2          | 0         |
| Drunkenness           | 0          | 0         |
| DUI                   | 94         | 2         |
| Family Offenses       | 0          | 0         |
| Liquor Law Violations | 6          | 4         |
| Peeping Tom           | 0          | 0         |
| Trespass              | 8          | 3         |
| All Other Offenses    | 290        | 4         |
| <b>Total</b>          | <b>400</b> | <b>13</b> |



### 2017 Property Values by Type

| Type                 | Value              |
|----------------------|--------------------|
| Seized               | \$656              |
| Burned               | \$4,050            |
| Counterfeited/Forged | \$106,991          |
| Destroyed/Damaged    | \$232,786          |
| Recovered            | \$252,184          |
| Stolen               | \$851,202          |
| <b>Total</b>         | <b>\$1,447,869</b> |

## 2017 Washington NIBRS Submission Agencies

**Lakewood PD**

Pierce County

Population: 59,280  
Months Reported: 12

**Offense Overview**

Offense Total 6,734  
# of Cleared Offense 1,502  
Percent Cleared 22.3%

**Group A Arrest Overview**

Arrest Total 1,121  
Adult Arrest Total 1,010  
Juvenile Arrest Total 111

| Group A Offenses                 | Reported 2016 | Reported 2017 | % of Change  | Crime Rate per 1,000 | Total Arrests | DV Offense Totals |
|----------------------------------|---------------|---------------|--------------|----------------------|---------------|-------------------|
| Murder                           | 0             | 5             |              | 0.1                  | 5             | 4                 |
| Manslaughter                     | 0             | 0             |              | 0.0                  | 0             | 0                 |
| Rape                             | 46            | 45            | -2.2%        | 0.8                  | 6             | 10                |
| Sodomy                           | 3             | 4             | 33.3%        | 0.1                  | 0             | 1                 |
| Sexual Assault w/Object          | 1             | 3             | 200.0%       | 0.1                  | 0             | 1                 |
| Fondling                         | 68            | 62            | -8.8%        | 1.0                  | 8             | 23                |
| Aggravated Assault               | 307           | 285           | -7.2%        | 4.8                  | 116           | 114               |
| Simple Assault                   | 900           | 915           | 1.7%         | 15.4                 | 316           | 531               |
| Intimidation                     | 14            | 10            | -28.6%       | 0.2                  | 5             | 6                 |
| Kidnapping                       | 20            | 23            | 15.0%        | 0.4                  | 14            | 16                |
| Incest                           | 0             | 0             |              | 0.0                  | 0             | 0                 |
| Statutory Rape                   | 8             | 5             | -37.5%       | 0.1                  | 2             | 2                 |
| Human Trafficking Offenses       | 0             | 0             |              | 0.0                  | 0             | 0                 |
| Violation of No Contact/Protect. | 299           | 291           | -2.7%        | 4.9                  | 127           | 264               |
| Robbery                          | 100           | 89            | -11.0%       | 1.5                  | 27            | 3                 |
| Burglary                         | 592           | 501           | -15.4%       | 8.5                  | 50            | 25                |
| Larceny-Theft Offenses           | 2,082         | 2,038         | -2.1%        | 34.4                 | 101           | 30                |
| Motor Vehicle Theft              | 397           | 429           | 8.1%         | 7.2                  | 28            | 9                 |
| Arson                            | 14            | 11            | -21.4%       | 0.2                  | 6             | 0                 |
| Destruction of Property          | 872           | 1,011         | 15.9%        | 17.1                 | 61            | 0                 |
| Counterfeiting/Forgery           | 120           | 103           | -14.2%       | 1.7                  | 7             | 0                 |
| Fraud Offenses                   | 268           | 234           | -12.7%       | 3.9                  | 14            | 0                 |
| Embezzlement                     | 0             | 0             |              | 0.0                  | 0             | 0                 |
| Extortion/Blackmail              | 1             | 9             | 800.0%       | 0.2                  | 0             | 0                 |
| Bribery                          | 0             | 0             |              | 0.0                  | 0             | 0                 |
| Stolen Property Offenses         | 133           | 109           | -18.0%       | 1.8                  | 51            | 0                 |
| Animal Cruelty                   | 0             | 0             |              | 0.0                  | 0             | 0                 |
| Drug/Narcotic Violations         | 417           | 333           | -20.1%       | 5.6                  | 133           | 0                 |
| Drug Equipment Violations        | 121           | 82            | -32.2%       | 1.4                  | 11            | 0                 |
| Gambling Offenses                | 0             | 0             |              | 0.0                  | 0             | 0                 |
| Pornography                      | 6             | 6             | 0.0%         | 0.1                  | 0             | 0                 |
| Prostitution Offenses            | 62            | 43            | -30.6%       | 0.7                  | 8             | 0                 |
| Weapon Law Violations            | 127           | 88            | -30.7%       | 1.5                  | 25            | 0                 |
| <b>Grand Total</b>               | <b>6,978</b>  | <b>6,734</b>  | <b>-3.5%</b> | <b>113.6</b>         | <b>1,121</b>  | <b>1,039</b>      |

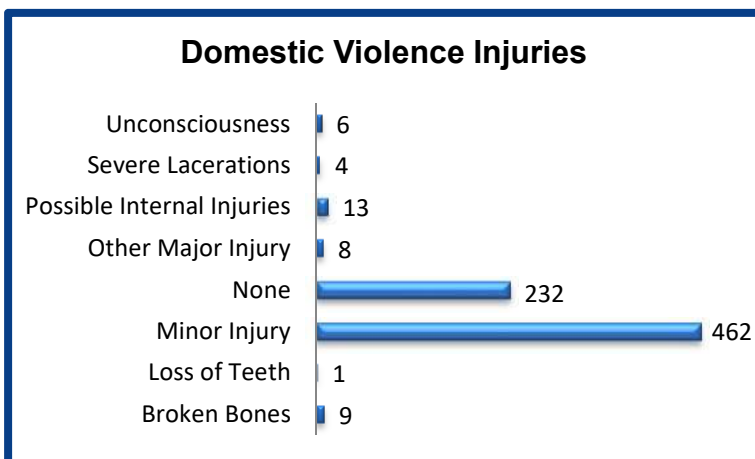
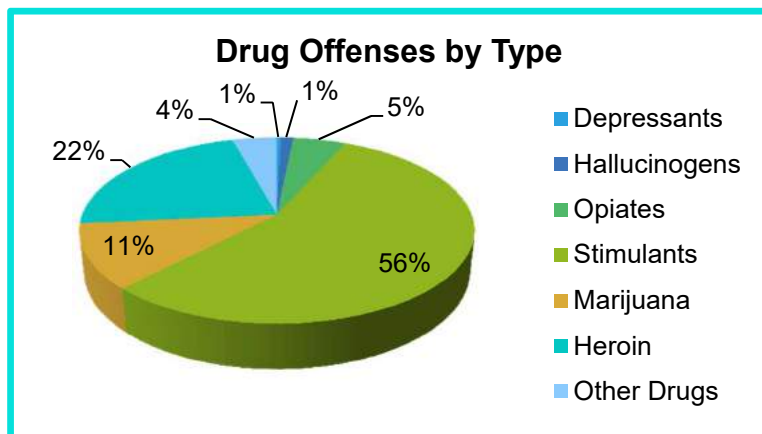
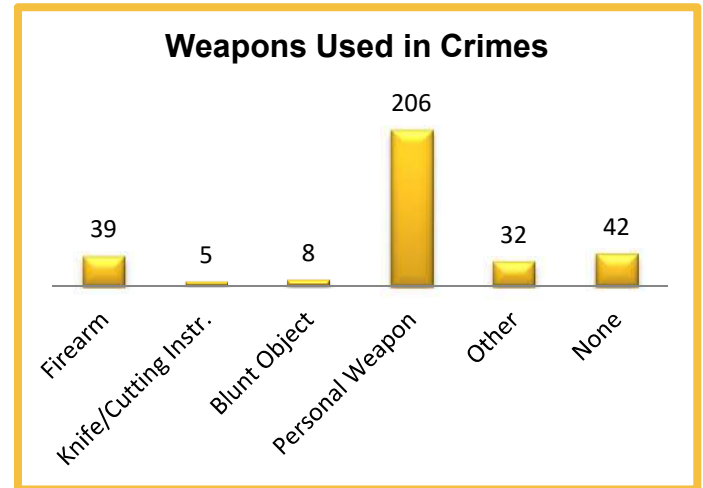
## 2017 Washington NIBRS Submission Agencies

Lakewood PD

Continued

### 2017 Group B Arrests

| Offense               | Adult      | Juvenile  |
|-----------------------|------------|-----------|
| Bad Checks            | 0          | 0         |
| Curfew/Vagrancy       | 0          | 0         |
| Disorderly Conduct    | 49         | 2         |
| Drunkenness           | 0          | 0         |
| DUI                   | 96         | 2         |
| Family Offenses       | 2          | 0         |
| Liquor Law Violations | 1          | 7         |
| Peeping Tom           | 0          | 0         |
| Trespass              | 107        | 2         |
| All Other Offenses    | 167        | 6         |
| <b>Total</b>          | <b>422</b> | <b>19</b> |



### 2017 Property Values by Type

| Type                 | Value               |
|----------------------|---------------------|
| Seized               | \$60,717            |
| Burned               | \$404,234           |
| Counterfeited/Forged | \$271,908           |
| Destroyed/Damaged    | \$4,014,784         |
| Recovered            | \$1,186,087         |
| Stolen               | \$4,771,160         |
| <b>Total</b>         | <b>\$10,708,890</b> |

## 2017 Washington NIBRS Submission Agencies

**Milton PD**

Pierce County

Population: 7,900  
Months Reported: 12

**Offense Overview**

Offense Total 603  
# of Cleared Offense 328  
Percent Cleared 54.4%

**Group A Arrest Overview**

Arrest Total 267  
Adult Arrest Total 251  
Juvenile Arrest Total 16

| Group A Offenses                 | Reported 2016 | Reported 2017 | % of Change  | Crime Rate per 1,000 | Total Arrests | DV Offense Totals |
|----------------------------------|---------------|---------------|--------------|----------------------|---------------|-------------------|
| Murder                           | 0             | 2             |              | 0.3                  | 1             | 2                 |
| Manslaughter                     | 0             | 0             |              | 0.0                  | 0             | 0                 |
| Rape                             | 0             | 0             |              | 0.0                  | 0             | 0                 |
| Sodomy                           | 2             | 0             | -100.0%      | 0.0                  | 0             | 0                 |
| Sexual Assault w/Object          | 0             | 0             |              | 0.0                  | 0             | 0                 |
| Fondling                         | 6             | 1             | -83.3%       | 0.1                  | 1             | 1                 |
| Aggravated Assault               | 9             | 17            | 88.9%        | 2.2                  | 11            | 8                 |
| Simple Assault                   | 47            | 41            | -12.8%       | 5.2                  | 35            | 25                |
| Intimidation                     | 6             | 0             | -100.0%      | 0.0                  | 0             | 0                 |
| Kidnapping                       | 1             | 2             | 100.0%       | 0.3                  | 2             | 1                 |
| Incest                           | 0             | 2             |              | 0.3                  | 0             | 2                 |
| Statutory Rape                   | 0             | 0             |              | 0.0                  | 0             | 0                 |
| Human Trafficking Offenses       | 0             | 0             |              | 0.0                  | 0             | 0                 |
| Violation of No Contact/Protect. | 18            | 35            | 94.4%        | 4.4                  | 18            | 32                |
| Robbery                          | 0             | 3             |              | 0.4                  | 0             | 1                 |
| Burglary                         | 41            | 42            | 2.4%         | 5.3                  | 10            | 2                 |
| Larceny-Theft Offenses           | 216           | 186           | -13.9%       | 23.5                 | 90            | 3                 |
| Motor Vehicle Theft              | 62            | 55            | -11.3%       | 7.0                  | 6             | 1                 |
| Arson                            | 1             | 1             | 0.0%         | 0.1                  | 0             | 0                 |
| Destruction of Property          | 57            | 54            | -5.3%        | 6.8                  | 6             | 0                 |
| Counterfeiting/Forgery           | 22            | 12            | -45.5%       | 1.5                  | 2             | 0                 |
| Fraud Offenses                   | 20            | 23            | 15.0%        | 2.9                  | 8             | 0                 |
| Embezzlement                     | 0             | 0             |              | 0.0                  | 0             | 0                 |
| Extortion/Blackmail              | 0             | 0             |              | 0.0                  | 0             | 0                 |
| Bribery                          | 0             | 0             |              | 0.0                  | 0             | 0                 |
| Stolen Property Offenses         | 15            | 21            | 40.0%        | 2.7                  | 9             | 0                 |
| Animal Cruelty                   | 0             | 0             |              | 0.0                  | 0             | 0                 |
| Drug/Narcotic Violations         | 45            | 46            | 2.2%         | 5.8                  | 36            | 0                 |
| Drug Equipment Violations        | 41            | 48            | 17.1%        | 6.1                  | 28            | 0                 |
| Gambling Offenses                | 0             | 0             |              | 0.0                  | 0             | 0                 |
| Pornography                      | 1             | 1             | 0.0%         | 0.1                  | 0             | 0                 |
| Prostitution Offenses            | 0             | 1             |              | 0.1                  | 1             | 0                 |
| Weapon Law Violations            | 4             | 10            | 150.0%       | 1.3                  | 3             | 0                 |
| <b>Grand Total</b>               | <b>614</b>    | <b>603</b>    | <b>-1.8%</b> | <b>76.3</b>          | <b>267</b>    | <b>78</b>         |

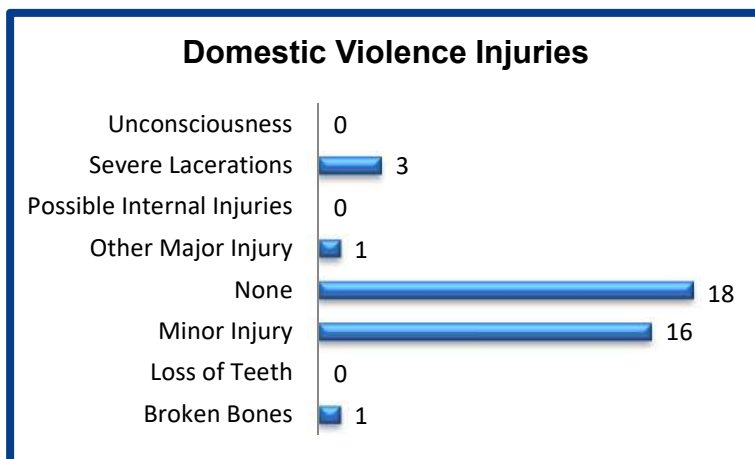
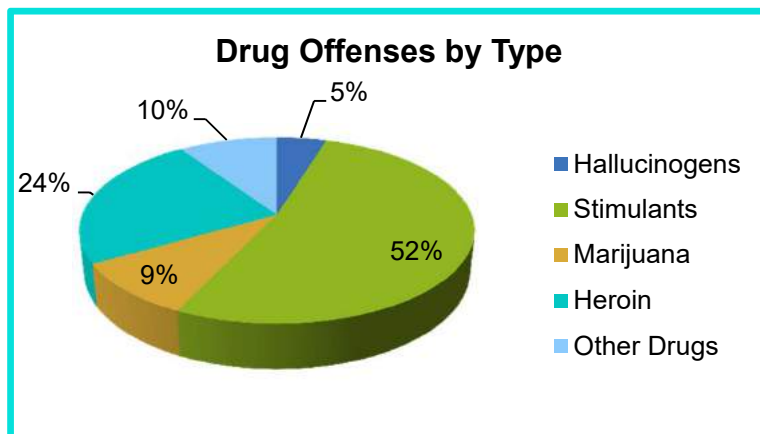
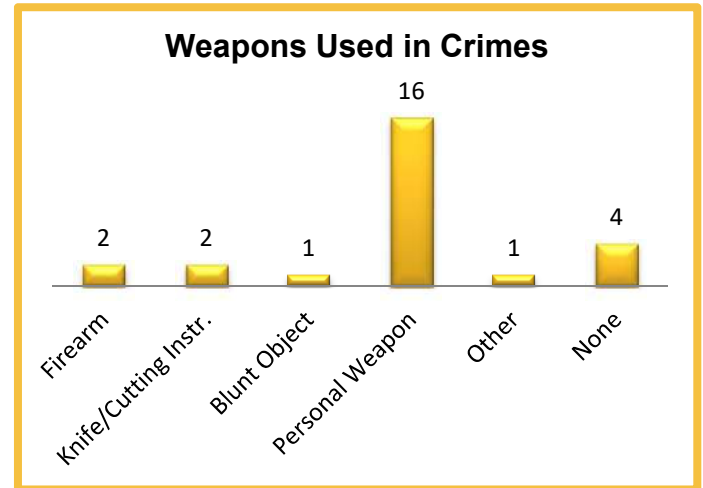
## 2017 Washington NIBRS Submission Agencies

Milton PD

Continued

### 2017 Group B Arrests

| Offense               | Adult     | Juvenile |
|-----------------------|-----------|----------|
| Bad Checks            | 0         | 0        |
| Curfew/Vagrancy       | 0         | 0        |
| Disorderly Conduct    | 4         | 0        |
| Drunkenness           | 0         | 0        |
| DUI                   | 29        | 1        |
| Family Offenses       | 0         | 0        |
| Liquor Law Violations | 1         | 1        |
| Peeping Tom           | 0         | 0        |
| Trespass              | 3         | 0        |
| All Other Offenses    | 50        | 1        |
| <b>Total</b>          | <b>87</b> | <b>3</b> |



### 2017 Property Values by Type

| Type                 | Value            |
|----------------------|------------------|
| Seized               | \$544            |
| Burned               | \$500            |
| Counterfeited/Forged | \$5,546          |
| Destroyed/Damaged    | \$113,525        |
| Recovered            | \$26,844         |
| Stolen               | \$461,784        |
| <b>Total</b>         | <b>\$608,743</b> |

## 2017 Washington NIBRS Submission Agencies

**Orting PD**

Pierce County

Population: 7,835  
Months Reported: 12

**Offense Overview**

Offense Total 269  
# of Cleared Offense 59  
Percent Cleared 21.9%

**Group A Arrest Overview**

Arrest Total 61  
Adult Arrest Total 46  
Juvenile Arrest Total 15

| Group A Offenses                 | Reported 2016 | Reported 2017 | % of Change   | Crime Rate per 1,000 | Total Arrests | DV Offense Totals |
|----------------------------------|---------------|---------------|---------------|----------------------|---------------|-------------------|
| Murder                           | 0             | 0             |               | 0.0                  | 0             | 0                 |
| Manslaughter                     | 0             | 0             |               | 0.0                  | 0             | 0                 |
| Rape                             | 0             | 0             |               | 0.0                  | 0             | 0                 |
| Sodomy                           | 1             | 3             | 200.0%        | 0.4                  | 0             | 3                 |
| Sexual Assault w/Object          | 0             | 0             |               | 0.0                  | 0             | 0                 |
| Fondling                         | 3             | 1             | -66.7%        | 0.1                  | 0             | 0                 |
| Aggravated Assault               | 10            | 3             | -70.0%        | 0.4                  | 2             | 1                 |
| Simple Assault                   | 34            | 43            | 26.5%         | 5.5                  | 18            | 28                |
| Intimidation                     | 21            | 15            | -28.6%        | 1.9                  | 0             | 6                 |
| Kidnapping                       | 1             | 0             | -100.0%       | 0.0                  | 0             | 0                 |
| Incest                           | 1             | 0             | -100.0%       | 0.0                  | 0             | 0                 |
| Statutory Rape                   | 2             | 0             | -100.0%       | 0.0                  | 0             | 0                 |
| Human Trafficking Offenses       | 0             | 0             |               | 0.0                  | 0             | 0                 |
| Violation of No Contact/Protect. | 18            | 19            | 5.6%          | 2.4                  | 7             | 16                |
| Robbery                          | 2             | 3             | 50.0%         | 0.4                  | 3             | 0                 |
| Burglary                         | 27            | 6             | -77.8%        | 0.8                  | 4             | 3                 |
| Larceny-Theft Offenses           | 127           | 97            | -23.6%        | 12.4                 | 11            | 3                 |
| Motor Vehicle Theft              | 18            | 15            | -16.7%        | 1.9                  | 0             | 1                 |
| Arson                            | 1             | 0             | -100.0%       | 0.0                  | 0             | 0                 |
| Destruction of Property          | 44            | 34            | -22.7%        | 4.3                  | 1             | 0                 |
| Counterfeiting/Forgery           | 8             | 2             | -75.0%        | 0.3                  | 0             | 0                 |
| Fraud Offenses                   | 18            | 11            | -38.9%        | 1.4                  | 1             | 0                 |
| Embezzlement                     | 1             | 0             | -100.0%       | 0.0                  | 0             | 0                 |
| Extortion/Blackmail              | 0             | 0             |               | 0.0                  | 0             | 0                 |
| Bribery                          | 0             | 0             |               | 0.0                  | 0             | 0                 |
| Stolen Property Offenses         | 5             | 0             | -100.0%       | 0.0                  | 0             | 0                 |
| Animal Cruelty                   | 0             | 0             |               | 0.0                  | 0             | 0                 |
| Drug/Narcotic Violations         | 20            | 11            | -45.0%        | 1.4                  | 11            | 0                 |
| Drug Equipment Violations        | 1             | 3             | 200.0%        | 0.4                  | 0             | 0                 |
| Gambling Offenses                | 0             | 0             |               | 0.0                  | 0             | 0                 |
| Pornography                      | 1             | 0             | -100.0%       | 0.0                  | 0             | 0                 |
| Prostitution Offenses            | 0             | 0             |               | 0.0                  | 0             | 0                 |
| Weapon Law Violations            | 2             | 3             | 50.0%         | 0.4                  | 3             | 0                 |
| <b>Grand Total</b>               | <b>366</b>    | <b>269</b>    | <b>-26.5%</b> | <b>34.3</b>          | <b>61</b>     | <b>61</b>         |

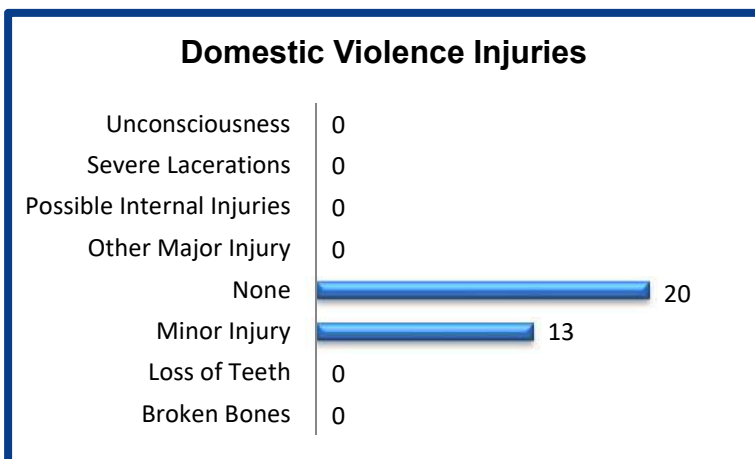
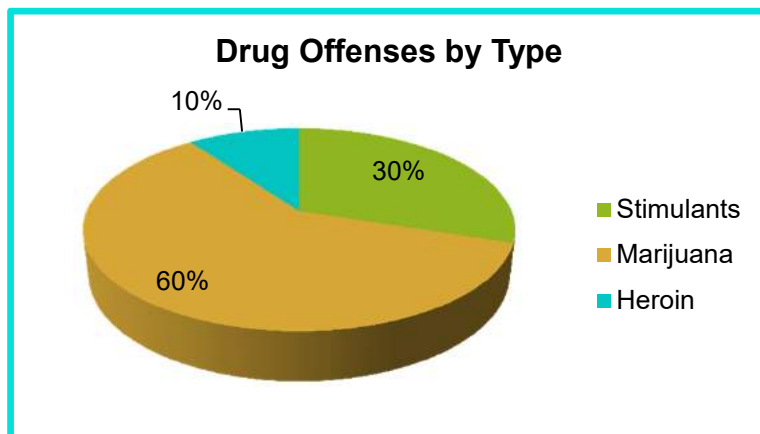
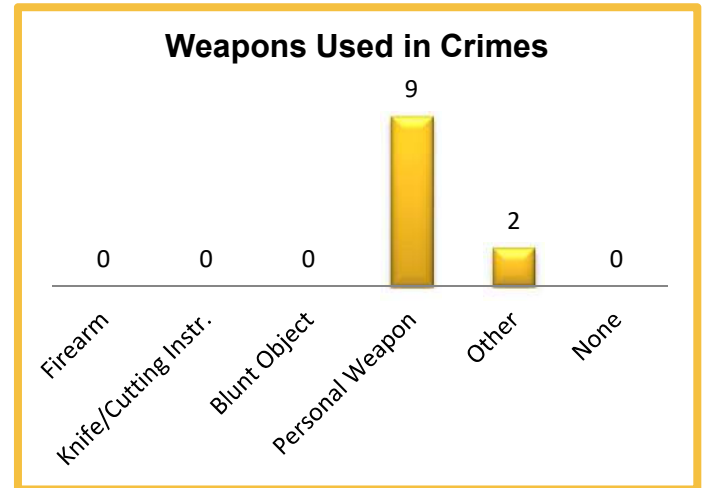
## 2017 Washington NIBRS Submission Agencies

Orting PD

Continued

### 2017 Group B Arrests

| Offense               | Adult     | Juvenile |
|-----------------------|-----------|----------|
| Bad Checks            | 0         | 0        |
| Curfew/Vagrancy       | 0         | 0        |
| Disorderly Conduct    | 0         | 0        |
| Drunkenness           | 0         | 0        |
| DUI                   | 11        | 0        |
| Family Offenses       | 0         | 0        |
| Liquor Law Violations | 0         | 0        |
| Peeping Tom           | 0         | 0        |
| Trespass              | 2         | 0        |
| All Other Offenses    | 5         | 0        |
| <b>Total</b>          | <b>18</b> | <b>0</b> |



### 2017 Property Values by Type

| Type                 | Value            |
|----------------------|------------------|
| Seized               | \$8              |
| Burned               | \$0              |
| Counterfeited/Forged | \$0              |
| Destroyed/Damaged    | \$8,921          |
| Recovered            | \$8,217          |
| Stolen               | \$119,234        |
| <b>Total</b>         | <b>\$136,380</b> |

## 2017 Washington NIBRS Submission Agencies

**Puyallup PD**

Pierce County

Population: 40,500  
Months Reported: 12

**Offense Overview**

Offense Total 5,009  
# of Cleared Offense 1,868  
Percent Cleared 37.3%

**Group A Arrest Overview**

Arrest Total 1,510  
Adult Arrest Total 1,372  
Juvenile Arrest Total 138

| Group A Offenses                 | Reported 2016 | Reported 2017 | % of Change  | Crime Rate per 1,000 | Total Arrests | DV Offense Totals |
|----------------------------------|---------------|---------------|--------------|----------------------|---------------|-------------------|
| Murder                           | 2             | 0             | -100.0%      | 0.0                  | 0             | 0                 |
| Manslaughter                     | 0             | 0             |              | 0.0                  | 0             | 0                 |
| Rape                             | 10            | 16            | 60.0%        | 0.4                  | 4             | 3                 |
| Sodomy                           | 2             | 2             | 0.0%         | 0.0                  | 0             | 0                 |
| Sexual Assault w/Object          | 2             | 5             | 150.0%       | 0.1                  | 1             | 0                 |
| Fondling                         | 20            | 14            | -30.0%       | 0.3                  | 1             | 3                 |
| Aggravated Assault               | 56            | 76            | 35.7%        | 1.9                  | 35            | 15                |
| Simple Assault                   | 433           | 443           | 2.3%         | 10.9                 | 299           | 216               |
| Intimidation                     | 8             | 6             | -25.0%       | 0.1                  | 2             | 3                 |
| Kidnapping                       | 3             | 8             | 166.7%       | 0.2                  | 6             | 5                 |
| Incest                           | 0             | 0             |              | 0.0                  | 0             | 0                 |
| Statutory Rape                   | 5             | 6             | 20.0%        | 0.1                  | 0             | 1                 |
| Human Trafficking Offenses       | 0             | 0             |              | 0.0                  | 0             | 0                 |
| Violation of No Contact/Protect. | 143           | 124           | -13.3%       | 3.1                  | 79            | 108               |
| Robbery                          | 51            | 47            | -7.8%        | 1.2                  | 31            | 2                 |
| Burglary                         | 358           | 272           | -24.0%       | 6.7                  | 30            | 4                 |
| Larceny-Theft Offenses           | 2,198         | 1,963         | -10.7%       | 48.5                 | 637           | 14                |
| Motor Vehicle Theft              | 350           | 237           | -32.3%       | 5.9                  | 11            | 4                 |
| Arson                            | 23            | 16            | -30.4%       | 0.4                  | 6             | 1                 |
| Destruction of Property          | 952           | 882           | -7.4%        | 21.8                 | 67            | 0                 |
| Counterfeiting/Forgery           | 66            | 65            | -1.5%        | 1.6                  | 17            | 0                 |
| Fraud Offenses                   | 252           | 305           | 21.0%        | 7.5                  | 9             | 0                 |
| Embezzlement                     | 0             | 0             |              | 0.0                  | 0             | 0                 |
| Extortion/Blackmail              | 4             | 4             | 0.0%         | 0.1                  | 0             | 0                 |
| Bribery                          | 0             | 0             |              | 0.0                  | 0             | 0                 |
| Stolen Property Offenses         | 107           | 92            | -14.0%       | 2.3                  | 43            | 0                 |
| Animal Cruelty                   | 0             | 0             |              | 0.0                  | 0             | 0                 |
| Drug/Narcotic Violations         | 238           | 232           | -2.5%        | 5.7                  | 142           | 0                 |
| Drug Equipment Violations        | 96            | 117           | 21.9%        | 2.9                  | 55            | 0                 |
| Gambling Offenses                | 0             | 0             |              | 0.0                  | 0             | 0                 |
| Pornography                      | 5             | 12            | 140.0%       | 0.3                  | 2             | 0                 |
| Prostitution Offenses            | 1             | 19            | 1800.0%      | 0.5                  | 15            | 0                 |
| Weapon Law Violations            | 43            | 46            | 7.0%         | 1.1                  | 18            | 0                 |
| <b>Grand Total</b>               | <b>5,428</b>  | <b>5,009</b>  | <b>-7.7%</b> | <b>123.7</b>         | <b>1,510</b>  | <b>379</b>        |

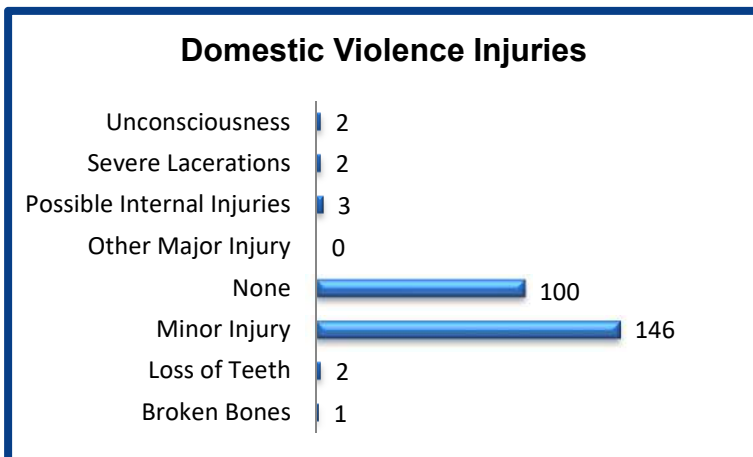
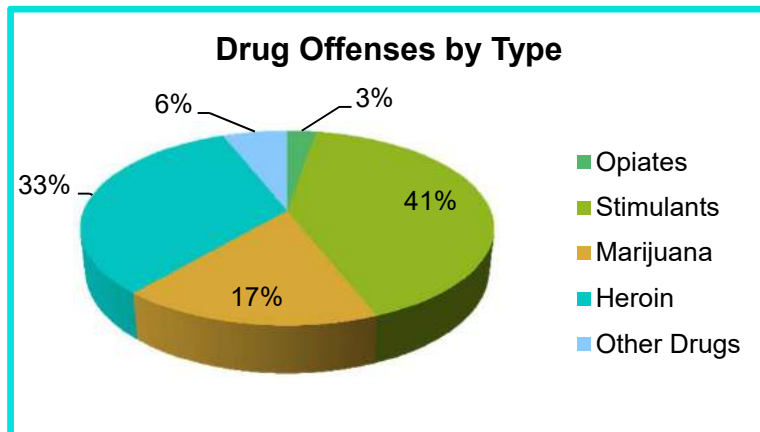
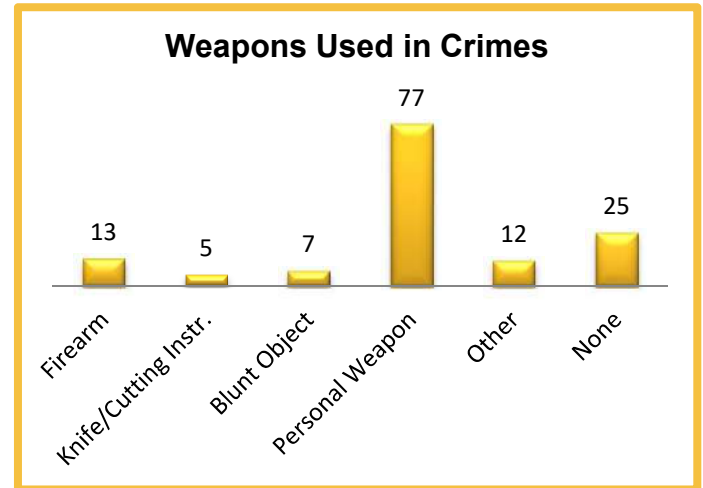
## 2017 Washington NIBRS Submission Agencies

Puyallup PD

Continued

### 2017 Group B Arrests

| Offense               | Adult        | Juvenile  |
|-----------------------|--------------|-----------|
| Bad Checks            | 4            | 0         |
| Curfew/Vagrancy       | 0            | 0         |
| Disorderly Conduct    | 18           | 0         |
| Drunkenness           | 0            | 0         |
| DUI                   | 240          | 6         |
| Family Offenses       | 3            | 0         |
| Liquor Law Violations | 34           | 12        |
| Peeping Tom           | 0            | 0         |
| Trespass              | 98           | 5         |
| All Other Offenses    | 709          | 16        |
| <b>Total</b>          | <b>1,106</b> | <b>39</b> |



### 2017 Property Values by Type

| Type                 | Value              |
|----------------------|--------------------|
| Seized               | \$33,310           |
| Burned               | \$282,656          |
| Counterfeited/Forged | \$46,440           |
| Destroyed/Damaged    | \$925,113          |
| Recovered            | \$1,493,807        |
| Stolen               | \$3,757,128        |
| <b>Total</b>         | <b>\$6,538,454</b> |

## 2017 Washington NIBRS Submission Agencies

**Roy PD**

Pierce County

Population: 815  
Months Reported: 12

**Offense Overview**

Offense Total 57  
# of Cleared Offense 11  
Percent Cleared 19.3%

**Group A Arrest Overview**

Arrest Total 8  
Adult Arrest Total 7  
Juvenile Arrest Total 1

| Group A Offenses                 | Reported 2016 | Reported 2017 | % of Change  | Crime Rate per 1,000 | Total Arrests | DV Offense Totals |
|----------------------------------|---------------|---------------|--------------|----------------------|---------------|-------------------|
| Murder                           | 0             | 0             |              | 0.0                  | 0             | 0                 |
| Manslaughter                     | 0             | 0             |              | 0.0                  | 0             | 0                 |
| Rape                             | 1             | 2             | 100.0%       | 2.5                  | 1             | 2                 |
| Sodomy                           | 0             | 0             |              | 0.0                  | 0             | 0                 |
| Sexual Assault w/Object          | 0             | 0             |              | 0.0                  | 0             | 0                 |
| Fondling                         | 0             | 0             |              | 0.0                  | 0             | 0                 |
| Aggravated Assault               | 3             | 3             | 0.0%         | 3.7                  | 2             | 1                 |
| Simple Assault                   | 10            | 5             | -50.0%       | 6.1                  | 1             | 3                 |
| Intimidation                     | 0             | 2             |              | 2.5                  | 0             | 0                 |
| Kidnapping                       | 0             | 0             |              | 0.0                  | 0             | 0                 |
| Incest                           | 0             | 0             |              | 0.0                  | 0             | 0                 |
| Statutory Rape                   | 0             | 0             |              | 0.0                  | 0             | 0                 |
| Human Trafficking Offenses       | 0             | 0             |              | 0.0                  | 0             | 0                 |
| Violation of No Contact/Protect. | 5             | 3             | -40.0%       | 3.7                  | 1             | 3                 |
| Robbery                          | 0             | 0             |              | 0.0                  | 0             | 0                 |
| Burglary                         | 5             | 6             | 20.0%        | 7.4                  | 1             | 1                 |
| Larceny-Theft Offenses           | 14            | 10            | -28.6%       | 12.3                 | 0             | 0                 |
| Motor Vehicle Theft              | 3             | 3             | 0.0%         | 3.7                  | 0             | 0                 |
| Arson                            | 0             | 0             |              | 0.0                  | 0             | 0                 |
| Destruction of Property          | 2             | 15            | 650.0%       | 18.4                 | 1             | 0                 |
| Counterfeiting/Forgery           | 0             | 0             |              | 0.0                  | 0             | 0                 |
| Fraud Offenses                   | 1             | 6             | 500.0%       | 7.4                  | 0             | 0                 |
| Embezzlement                     | 0             | 0             |              | 0.0                  | 0             | 0                 |
| Extortion/Blackmail              | 0             | 0             |              | 0.0                  | 0             | 0                 |
| Bribery                          | 0             | 0             |              | 0.0                  | 0             | 0                 |
| Stolen Property Offenses         | 2             | 1             | -50.0%       | 1.2                  | 0             | 0                 |
| Animal Cruelty                   | 0             | 0             |              | 0.0                  | 0             | 0                 |
| Drug/Narcotic Violations         | 2             | 0             | -100.0%      | 0.0                  | 0             | 0                 |
| Drug Equipment Violations        | 2             | 0             | -100.0%      | 0.0                  | 0             | 0                 |
| Gambling Offenses                | 0             | 0             |              | 0.0                  | 0             | 0                 |
| Pornography                      | 0             | 0             |              | 0.0                  | 0             | 0                 |
| Prostitution Offenses            | 0             | 0             |              | 0.0                  | 0             | 0                 |
| Weapon Law Violations            | 1             | 1             | 0.0%         | 1.2                  | 1             | 0                 |
| <b>Grand Total</b>               | <b>51</b>     | <b>57</b>     | <b>11.8%</b> | <b>69.9</b>          | <b>8</b>      | <b>10</b>         |

## 2017 Washington NIBRS Submission Agencies

Roy PD

Continued

### 2017 Group B Arrests

| Offense               | Adult     | Juvenile |
|-----------------------|-----------|----------|
| Bad Checks            | 0         | 0        |
| Curfew/Vagrancy       | 0         | 0        |
| Disorderly Conduct    | 0         | 0        |
| Drunkenness           | 0         | 0        |
| DUI                   | 2         | 0        |
| Family Offenses       | 0         | 0        |
| Liquor Law Violations | 0         | 0        |
| Peeping Tom           | 0         | 0        |
| Trespass              | 1         | 0        |
| All Other Offenses    | 32        | 0        |
| <b>Total</b>          | <b>35</b> | <b>0</b> |

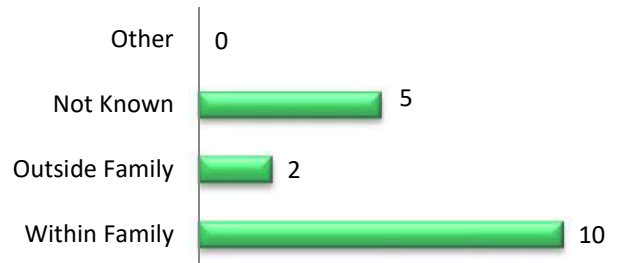
### Weapons Used in Crimes

**No Weapons  
Reported**

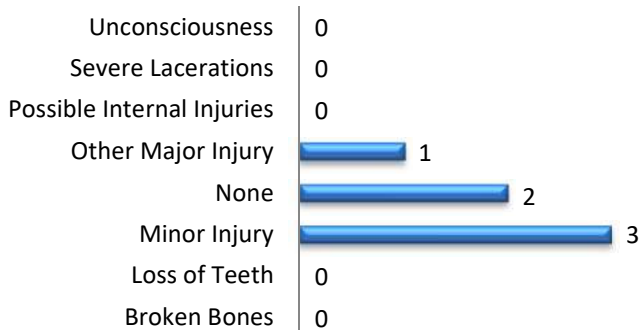
### Drug Offenses by Type

**No Drug Offenses by Type  
Reported**

### Relationship of Victim to Offender



### Domestic Violence Injuries



### 2017 Property Values by Type

| Type                 | Value           |
|----------------------|-----------------|
| Seized               | \$0             |
| Burned               | \$0             |
| Counterfeited/Forged | \$0             |
| Destroyed/Damaged    | \$36,661        |
| Recovered            | \$6,000         |
| Stolen               | \$31,370        |
| <b>Total</b>         | <b>\$74,031</b> |

## 2017 Washington NIBRS Submission Agencies

**Ruston PD**

Pierce County

Population: 975  
Months Reported: 12

**Offense Overview**

Offense Total 123  
# of Cleared Offense 39  
Percent Cleared 31.7%

**Group A Arrest Overview**

Arrest Total 31  
Adult Arrest Total 28  
Juvenile Arrest Total 3

| Group A Offenses                 | Reported 2016 | Reported 2017 | % of Change  | Crime Rate per 1,000 | Total Arrests | DV Offense Totals |
|----------------------------------|---------------|---------------|--------------|----------------------|---------------|-------------------|
| Murder                           | 0             | 0             |              | 0.0                  | 0             | 0                 |
| Manslaughter                     | 0             | 0             |              | 0.0                  | 0             | 0                 |
| Rape                             | 0             | 0             |              | 0.0                  | 0             | 0                 |
| Sodomy                           | 0             | 0             |              | 0.0                  | 0             | 0                 |
| Sexual Assault w/Object          | 0             | 0             |              | 0.0                  | 0             | 0                 |
| Fondling                         | 1             | 0             | -100.0%      | 0.0                  | 0             | 0                 |
| Aggravated Assault               | 0             | 0             |              | 0.0                  | 0             | 0                 |
| Simple Assault                   | 3             | 9             | 200.0%       | 9.2                  | 8             | 5                 |
| Intimidation                     | 0             | 0             |              | 0.0                  | 0             | 0                 |
| Kidnapping                       | 0             | 0             |              | 0.0                  | 0             | 0                 |
| Incest                           | 0             | 0             |              | 0.0                  | 0             | 0                 |
| Statutory Rape                   | 0             | 0             |              | 0.0                  | 0             | 0                 |
| Human Trafficking Offenses       | 0             | 0             |              | 0.0                  | 0             | 0                 |
| Violation of No Contact/Protect. | 3             | 4             | 33.3%        | 4.1                  | 2             | 4                 |
| Robbery                          | 0             | 1             |              | 1.0                  | 0             | 0                 |
| Burglary                         | 7             | 6             | -14.3%       | 6.2                  | 1             | 0                 |
| Larceny-Theft Offenses           | 33            | 34            | 3.0%         | 34.9                 | 2             | 0                 |
| Motor Vehicle Theft              | 3             | 15            | 400.0%       | 15.4                 | 2             | 0                 |
| Arson                            | 0             | 0             |              | 0.0                  | 0             | 0                 |
| Destruction of Property          | 18            | 24            | 33.3%        | 24.6                 | 1             | 0                 |
| Counterfeiting/Forgery           | 0             | 1             |              | 1.0                  | 1             | 0                 |
| Fraud Offenses                   | 5             | 5             | 0.0%         | 5.1                  | 1             | 0                 |
| Embezzlement                     | 0             | 0             |              | 0.0                  | 0             | 0                 |
| Extortion/Blackmail              | 0             | 1             |              | 1.0                  | 0             | 0                 |
| Bribery                          | 0             | 0             |              | 0.0                  | 0             | 0                 |
| Stolen Property Offenses         | 1             | 4             | 300.0%       | 4.1                  | 2             | 0                 |
| Animal Cruelty                   | 0             | 0             |              | 0.0                  | 0             | 0                 |
| Drug/Narcotic Violations         | 5             | 13            | 160.0%       | 13.3                 | 8             | 0                 |
| Drug Equipment Violations        | 2             | 2             | 0.0%         | 2.1                  | 1             | 0                 |
| Gambling Offenses                | 0             | 0             |              | 0.0                  | 0             | 0                 |
| Pornography                      | 0             | 0             |              | 0.0                  | 0             | 0                 |
| Prostitution Offenses            | 0             | 0             |              | 0.0                  | 0             | 0                 |
| Weapon Law Violations            | 3             | 4             | 33.3%        | 4.1                  | 2             | 0                 |
| <b>Grand Total</b>               | <b>84</b>     | <b>123</b>    | <b>46.4%</b> | <b>126.2</b>         | <b>31</b>     | <b>9</b>          |

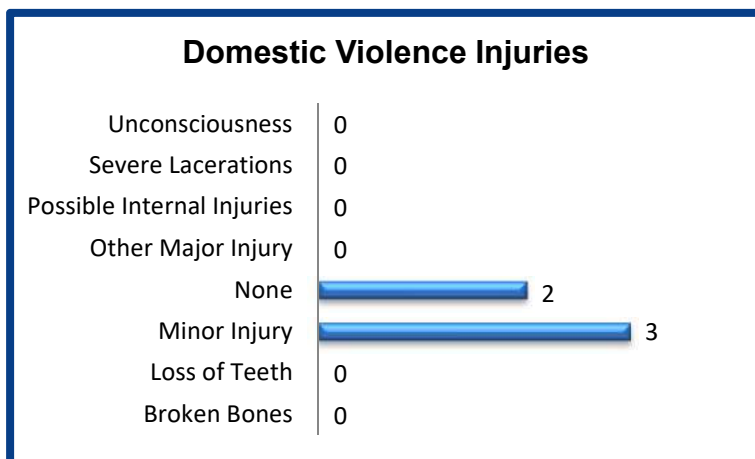
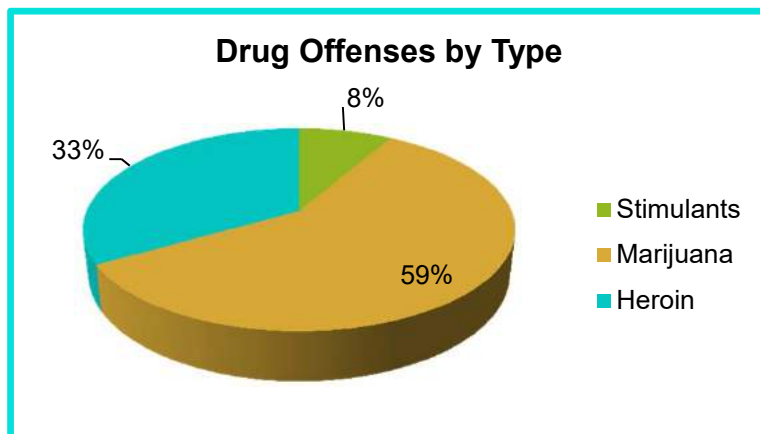
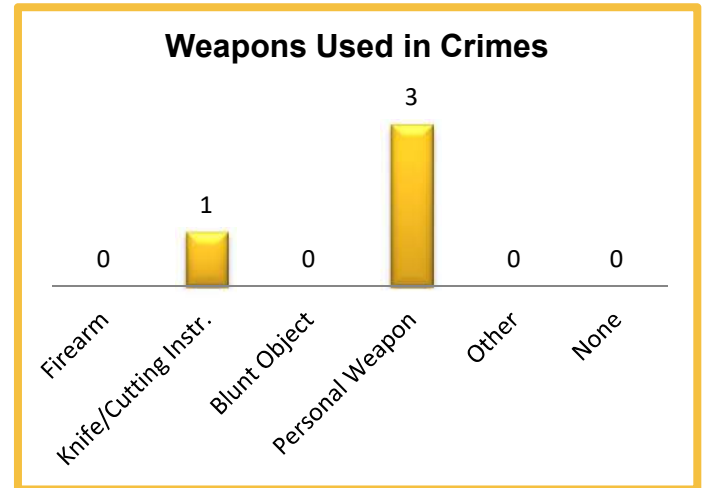
## 2017 Washington NIBRS Submission Agencies

Ruston PD

Continued

### 2017 Group B Arrests

| Offense               | Adult      | Juvenile |
|-----------------------|------------|----------|
| Bad Checks            | 0          | 0        |
| Curfew/Vagrancy       | 0          | 0        |
| Disorderly Conduct    | 2          | 0        |
| Drunkenness           | 0          | 0        |
| DUI                   | 8          | 0        |
| Family Offenses       | 0          | 0        |
| Liquor Law Violations | 5          | 1        |
| Peeping Tom           | 0          | 0        |
| Trespass              | 1          | 1        |
| All Other Offenses    | 351        | 2        |
| <b>Total</b>          | <b>367</b> | <b>4</b> |



### 2017 Property Values by Type

| Type                 | Value            |
|----------------------|------------------|
| Seized               | \$8              |
| Burned               | \$0              |
| Counterfeited/Forged | \$1              |
| Destroyed/Damaged    | \$22,926         |
| Recovered            | \$12,326         |
| Stolen               | \$113,216        |
| <b>Total</b>         | <b>\$148,477</b> |

## 2017 Washington NIBRS Submission Agencies

**Steilacoom PD**

Pierce County

Population: 6,410  
Months Reported: 12

**Offense Overview**

Offense Total 221  
# of Cleared Offense 52  
Percent Cleared 23.5%

**Group A Arrest Overview**

Arrest Total 51  
Adult Arrest Total 47  
Juvenile Arrest Total 4

| Group A Offenses                 | Reported 2016 | Reported 2017 | % of Change | Crime Rate per 1,000 | Total Arrests | DV Offense Totals |
|----------------------------------|---------------|---------------|-------------|----------------------|---------------|-------------------|
| Murder                           | 0             | 0             |             | 0.0                  | 0             | 0                 |
| Manslaughter                     | 0             | 1             |             | 0.2                  | 1             | 0                 |
| Rape                             | 4             | 1             | -75.0%      | 0.2                  | 0             | 1                 |
| Sodomy                           | 1             | 0             | -100.0%     | 0.0                  | 0             | 0                 |
| Sexual Assault w/Object          | 1             | 0             | -100.0%     | 0.0                  | 0             | 0                 |
| Fondling                         | 2             | 6             | 200.0%      | 0.9                  | 0             | 4                 |
| Aggravated Assault               | 5             | 5             | 0.0%        | 0.8                  | 3             | 5                 |
| Simple Assault                   | 38            | 40            | 5.3%        | 6.2                  | 23            | 24                |
| Intimidation                     | 7             | 3             | -57.1%      | 0.5                  | 0             | 1                 |
| Kidnapping                       | 0             | 0             |             | 0.0                  | 0             | 0                 |
| Incest                           | 1             | 0             | -100.0%     | 0.0                  | 0             | 0                 |
| Statutory Rape                   | 0             | 0             |             | 0.0                  | 0             | 0                 |
| Human Trafficking Offenses       | 0             | 0             |             | 0.0                  | 0             | 0                 |
| Violation of No Contact/Protect. | 14            | 19            | 35.7%       | 3.0                  | 8             | 12                |
| Robbery                          | 1             | 0             | -100.0%     | 0.0                  | 0             | 0                 |
| Burglary                         | 17            | 14            | -17.6%      | 2.2                  | 0             | 0                 |
| Larceny-Theft Offenses           | 51            | 68            | 33.3%       | 10.6                 | 3             | 2                 |
| Motor Vehicle Theft              | 6             | 11            | 83.3%       | 1.7                  | 1             | 1                 |
| Arson                            | 0             | 0             |             | 0.0                  | 0             | 0                 |
| Destruction of Property          | 25            | 17            | -32.0%      | 2.7                  | 3             | 0                 |
| Counterfeiting/Forgery           | 3             | 2             | -33.3%      | 0.3                  | 0             | 0                 |
| Fraud Offenses                   | 25            | 16            | -36.0%      | 2.5                  | 1             | 0                 |
| Embezzlement                     | 0             | 0             |             | 0.0                  | 0             | 0                 |
| Extortion/Blackmail              | 1             | 3             | 200.0%      | 0.5                  | 0             | 0                 |
| Bribery                          | 0             | 0             |             | 0.0                  | 0             | 0                 |
| Stolen Property Offenses         | 2             | 4             | 100.0%      | 0.6                  | 2             | 0                 |
| Animal Cruelty                   | 0             | 0             |             | 0.0                  | 0             | 0                 |
| Drug/Narcotic Violations         | 7             | 7             | 0.0%        | 1.1                  | 4             | 0                 |
| Drug Equipment Violations        | 2             | 1             | -50.0%      | 0.2                  | 1             | 0                 |
| Gambling Offenses                | 0             | 0             |             | 0.0                  | 0             | 0                 |
| Pornography                      | 1             | 0             | -100.0%     | 0.0                  | 0             | 0                 |
| Prostitution Offenses            | 1             | 0             | -100.0%     | 0.0                  | 0             | 0                 |
| Weapon Law Violations            | 3             | 3             | 0.0%        | 0.5                  | 1             | 0                 |
| <b>Grand Total</b>               | <b>218</b>    | <b>221</b>    | <b>1.4%</b> | <b>34.5</b>          | <b>51</b>     | <b>50</b>         |

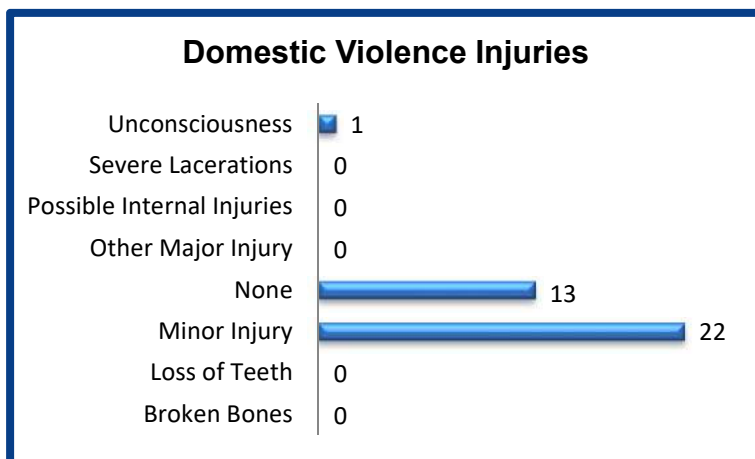
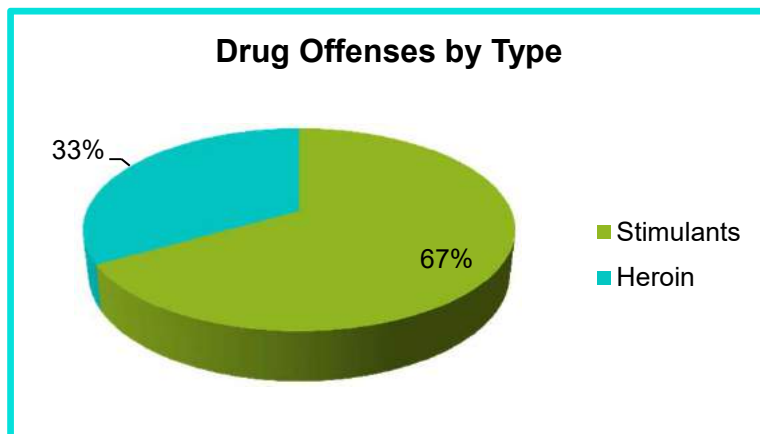
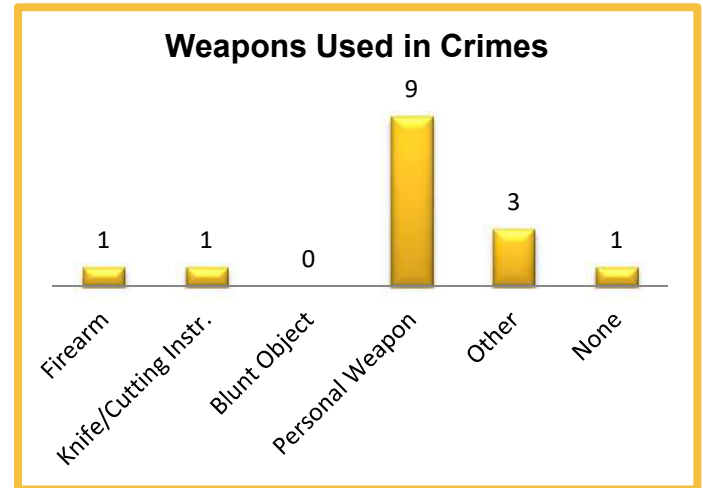
## 2017 Washington NIBRS Submission Agencies

Steilacoom PD

Continued

### 2017 Group B Arrests

| Offense               | Adult     | Juvenile |
|-----------------------|-----------|----------|
| Bad Checks            | 0         | 0        |
| Curfew/Vagrancy       | 0         | 0        |
| Disorderly Conduct    | 2         | 0        |
| Drunkenness           | 0         | 0        |
| DUI                   | 16        | 0        |
| Family Offenses       | 1         | 0        |
| Liquor Law Violations | 0         | 0        |
| Peeping Tom           | 0         | 0        |
| Trespass              | 0         | 0        |
| All Other Offenses    | 10        | 0        |
| <b>Total</b>          | <b>29</b> | <b>0</b> |



### 2017 Property Values by Type

| Type                 | Value            |
|----------------------|------------------|
| Seized               | \$1              |
| Burned               | \$0              |
| Counterfeited/Forged | \$1              |
| Destroyed/Damaged    | \$45,993         |
| Recovered            | \$279            |
| Stolen               | \$160,336        |
| <b>Total</b>         | <b>\$206,610</b> |

## 2017 Washington NIBRS Submission Agencies

**Sumner PD**

Pierce County

Population: 9,920  
Months Reported: 12

### Offense Overview

Offense Total 1,027  
# of Cleared Offense 183  
Percent Cleared 17.8%

### Group A Arrest Overview

Arrest Total 156  
Adult Arrest Total 131  
Juvenile Arrest Total 25

| Group A Offenses                 | Reported 2016 | Reported 2017 | % of Change | Crime Rate per 1,000 | Total Arrests | DV Offense Totals |
|----------------------------------|---------------|---------------|-------------|----------------------|---------------|-------------------|
| Murder                           | 1             | 0             | -100.0%     | 0.0                  | 0             | 0                 |
| Manslaughter                     | 0             | 0             |             | 0.0                  | 0             | 0                 |
| Rape                             | 1             | 1             | 0.0%        | 0.1                  | 0             | 0                 |
| Sodomy                           | 0             | 2             |             | 0.2                  | 0             | 0                 |
| Sexual Assault w/Object          | 0             | 0             |             | 0.0                  | 0             | 0                 |
| Fondling                         | 8             | 5             | -37.5%      | 0.5                  | 0             | 3                 |
| Aggravated Assault               | 16            | 20            | 25.0%       | 2.0                  | 7             | 5                 |
| Simple Assault                   | 76            | 68            | -10.5%      | 6.9                  | 32            | 44                |
| Intimidation                     | 2             | 3             | 50.0%       | 0.3                  | 0             | 1                 |
| Kidnapping                       | 1             | 1             | 0.0%        | 0.1                  | 0             | 1                 |
| Incest                           | 1             | 0             | -100.0%     | 0.0                  | 0             | 0                 |
| Statutory Rape                   | 0             | 3             |             | 0.3                  | 0             | 0                 |
| Human Trafficking Offenses       | 0             | 0             |             | 0.0                  | 0             | 0                 |
| Violation of No Contact/Protect. | 21            | 29            | 38.1%       | 2.9                  | 14            | 24                |
| Robbery                          | 4             | 9             | 125.0%      | 0.9                  | 3             | 0                 |
| Burglary                         | 80            | 97            | 21.3%       | 9.8                  | 5             | 2                 |
| Larceny-Theft Offenses           | 403           | 388           | -3.7%       | 39.1                 | 45            | 8                 |
| Motor Vehicle Theft              | 114           | 75            | -34.2%      | 7.6                  | 2             | 2                 |
| Arson                            | 2             | 5             | 150.0%      | 0.5                  | 1             | 1                 |
| Destruction of Property          | 169           | 183           | 8.3%        | 18.4                 | 14            | 0                 |
| Counterfeiting/Forgery           | 14            | 11            | -21.4%      | 1.1                  | 0             | 0                 |
| Fraud Offenses                   | 41            | 56            | 36.6%       | 5.6                  | 1             | 0                 |
| Embezzlement                     | 0             | 1             |             | 0.1                  | 0             | 0                 |
| Extortion/Blackmail              | 0             | 1             |             | 0.1                  | 0             | 0                 |
| Bribery                          | 0             | 0             |             | 0.0                  | 0             | 0                 |
| Stolen Property Offenses         | 15            | 18            | 20.0%       | 1.8                  | 8             | 0                 |
| Animal Cruelty                   | 0             | 0             |             | 0.0                  | 0             | 0                 |
| Drug/Narcotic Violations         | 28            | 28            | 0.0%        | 2.8                  | 17            | 0                 |
| Drug Equipment Violations        | 8             | 13            | 62.5%       | 1.3                  | 5             | 0                 |
| Gambling Offenses                | 0             | 0             |             | 0.0                  | 0             | 0                 |
| Pornography                      | 2             | 0             | -100.0%     | 0.0                  | 0             | 0                 |
| Prostitution Offenses            | 0             | 0             |             | 0.0                  | 0             | 0                 |
| Weapon Law Violations            | 6             | 10            | 66.7%       | 1.0                  | 2             | 0                 |
| <b>Grand Total</b>               | <b>1,013</b>  | <b>1,027</b>  | <b>1.4%</b> | <b>103.5</b>         | <b>156</b>    | <b>91</b>         |

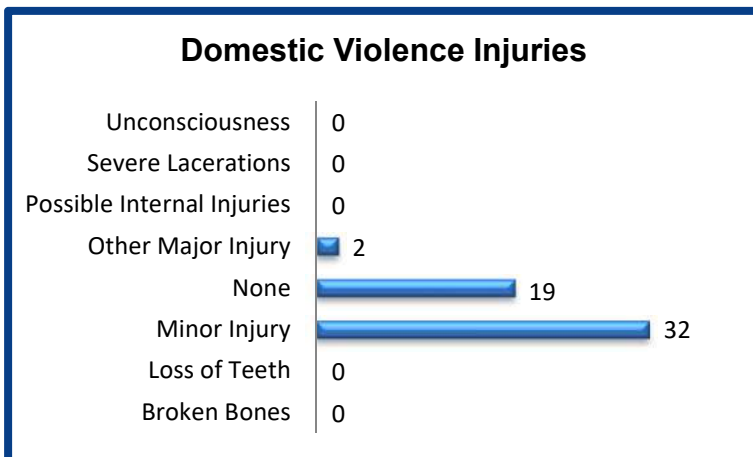
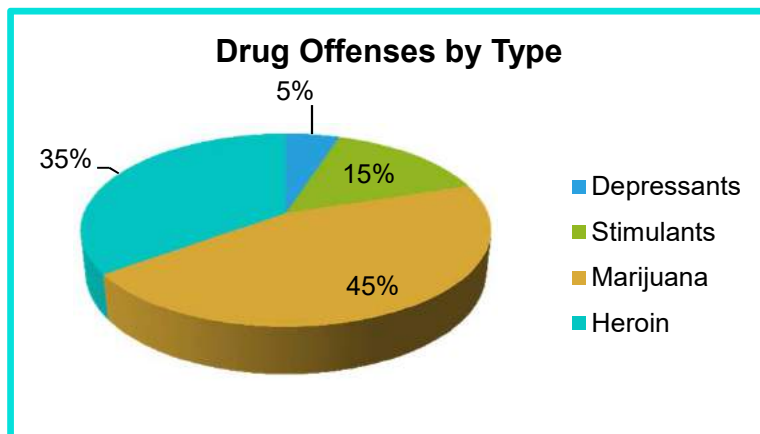
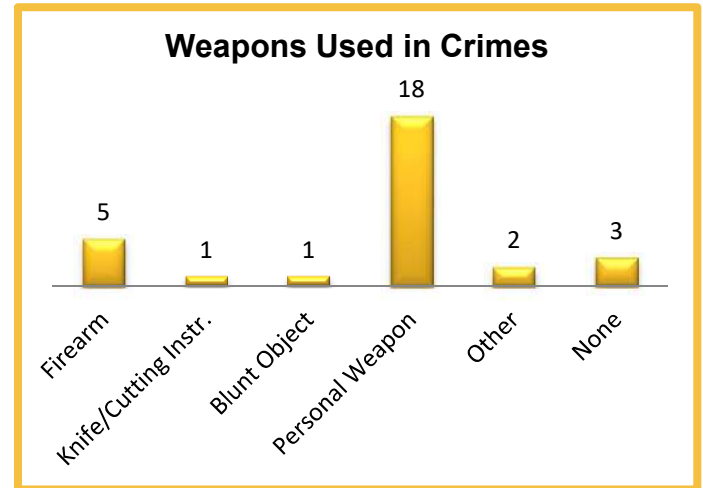
## 2017 Washington NIBRS Submission Agencies

Sumner PD

Continued

### 2017 Group B Arrests

| Offense               | Adult      | Juvenile |
|-----------------------|------------|----------|
| Bad Checks            | 0          | 0        |
| Curfew/Vagrancy       | 0          | 0        |
| Disorderly Conduct    | 7          | 1        |
| Drunkenness           | 0          | 0        |
| DUI                   | 32         | 0        |
| Family Offenses       | 0          | 0        |
| Liquor Law Violations | 1          | 2        |
| Peeping Tom           | 1          | 0        |
| Trespass              | 4          | 2        |
| All Other Offenses    | 156        | 1        |
| <b>Total</b>          | <b>201</b> | <b>6</b> |



### 2017 Property Values by Type

| Type                 | Value              |
|----------------------|--------------------|
| Seized               | \$728              |
| Burned               | \$50,171           |
| Counterfeited/Forged | \$102              |
| Destroyed/Damaged    | \$723,496          |
| Recovered            | \$145,417          |
| Stolen               | \$1,643,968        |
| <b>Total</b>         | <b>\$2,563,882</b> |

## 2017 Washington NIBRS Submission Agencies

**Tacoma PD**

Pierce County

Population: 208,100  
Months Reported: 12

### Offense Overview

Offense Total 26,250  
# of Cleared Offense 5,230  
Percent Cleared 19.9%

### Group A Arrest Overview

Arrest Total 3,491  
Adult Arrest Total 3,232  
Juvenile Arrest Total 259

| Group A Offenses                 | Reported 2016 | Reported 2017 | % of Change   | Crime Rate per 1,000 | Total Arrests | DV Offense Totals |
|----------------------------------|---------------|---------------|---------------|----------------------|---------------|-------------------|
| Murder                           | 11            | 8             | -27.3%        | 0.0                  | 8             | 1                 |
| Manslaughter                     | 0             | 0             |               | 0.0                  | 0             | 0                 |
| Rape                             | 143           | 141           | -1.4%         | 0.7                  | 19            | 30                |
| Sodomy                           | 7             | 11            | 57.1%         | 0.1                  | 1             | 1                 |
| Sexual Assault w/Object          | 13            | 15            | 15.4%         | 0.1                  | 0             | 2                 |
| Fondling                         | 171           | 193           | 12.9%         | 0.9                  | 27            | 27                |
| Aggravated Assault               | 1,296         | 1,169         | -9.8%         | 5.6                  | 307           | 369               |
| Simple Assault                   | 2,779         | 2,670         | -3.9%         | 12.8                 | 1,053         | 1,584             |
| Intimidation                     | 53            | 51            | -3.8%         | 0.2                  | 8             | 26                |
| Kidnapping                       | 70            | 46            | -34.3%        | 0.2                  | 23            | 25                |
| Incest                           | 1             | 3             | 200.0%        | 0.0                  | 0             | 1                 |
| Statutory Rape                   | 19            | 15            | -21.1%        | 0.1                  | 7             | 1                 |
| Human Trafficking Offenses       | 0             | 0             |               | 0.0                  | 0             | 0                 |
| Violation of No Contact/Protect. | 909           | 854           | -6.1%         | 4.1                  | 218           | 770               |
| Robbery                          | 535           | 403           | -24.7%        | 1.9                  | 115           | 19                |
| Burglary                         | 2,447         | 2,094         | -14.4%        | 10.1                 | 271           | 100               |
| Larceny-Theft Offenses           | 9,029         | 7,995         | -11.5%        | 38.4                 | 366           | 110               |
| Motor Vehicle Theft              | 2,746         | 2,195         | -20.1%        | 10.5                 | 112           | 30                |
| Arson                            | 77            | 63            | -18.2%        | 0.3                  | 9             | 5                 |
| Destruction of Property          | 6,478         | 5,545         | -14.4%        | 26.6                 | 220           | 0                 |
| Counterfeiting/Forgery           | 235           | 224           | -4.7%         | 1.1                  | 32            | 0                 |
| Fraud Offenses                   | 1,295         | 1,308         | 1.0%          | 6.3                  | 55            | 0                 |
| Embezzlement                     | 8             | 5             | -37.5%        | 0.0                  | 0             | 0                 |
| Extortion/Blackmail              | 16            | 35            | 118.8%        | 0.2                  | 0             | 0                 |
| Bribery                          | 0             | 1             |               | 0.0                  | 0             | 0                 |
| Stolen Property Offenses         | 285           | 281           | -1.4%         | 1.4                  | 171           | 0                 |
| Animal Cruelty                   | 0             | 0             |               | 0.0                  | 0             | 0                 |
| Drug/Narcotic Violations         | 465           | 531           | 14.2%         | 2.6                  | 348           | 0                 |
| Drug Equipment Violations        | 100           | 118           | 18.0%         | 0.6                  | 35            | 0                 |
| Gambling Offenses                | 0             | 0             |               | 0.0                  | 0             | 0                 |
| Pornography                      | 29            | 46            | 58.6%         | 0.2                  | 3             | 0                 |
| Prostitution Offenses            | 41            | 25            | -39.0%        | 0.1                  | 12            | 0                 |
| Weapon Law Violations            | 226           | 205           | -9.3%         | 1.0                  | 72            | 0                 |
| <b>Grand Total</b>               | <b>29,484</b> | <b>26,250</b> | <b>-11.0%</b> | <b>126.1</b>         | <b>3,492</b>  | <b>3,101</b>      |

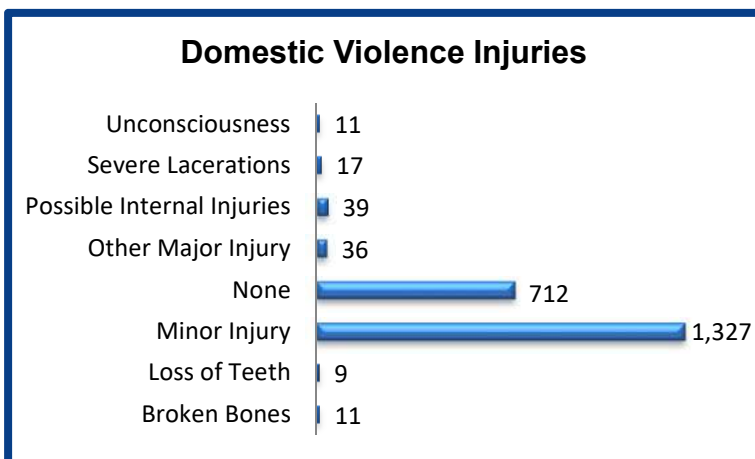
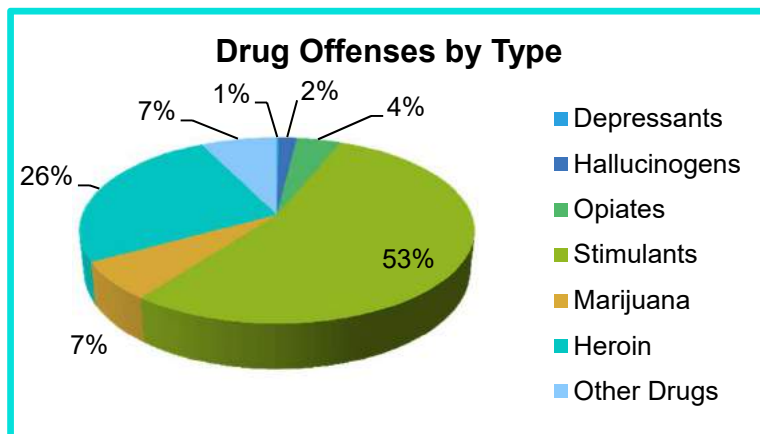
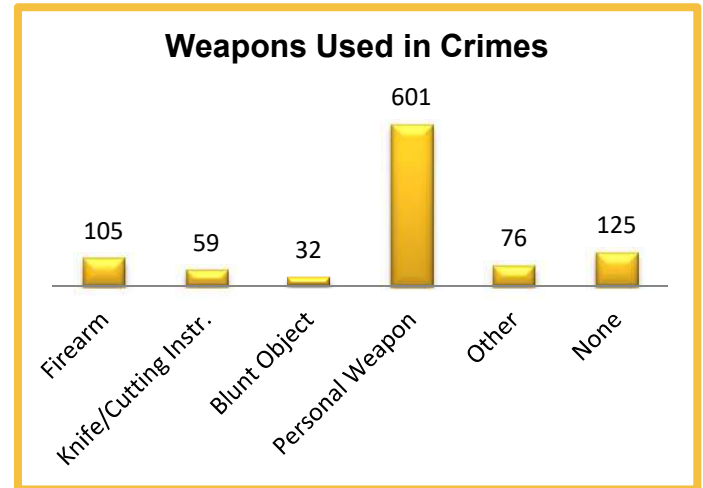
## 2017 Washington NIBRS Submission Agencies

Tacoma PD

Continued

### 2017 Group B Arrests

| Offense               | Adult        | Juvenile  |
|-----------------------|--------------|-----------|
| Bad Checks            | 9            | 0         |
| Curfew/Vagrancy       | 3            | 0         |
| Disorderly Conduct    | 79           | 2         |
| Drunkenness           | 0            | 0         |
| DUI                   | 300          | 1         |
| Family Offenses       | 8            | 1         |
| Liquor Law Violations | 5            | 6         |
| Peeping Tom           | 2            | 0         |
| Trespass              | 251          | 8         |
| All Other Offenses    | 1,089        | 30        |
| <b>Total</b>          | <b>1,746</b> | <b>48</b> |



### 2017 Property Values by Type

| Type                 | Value               |
|----------------------|---------------------|
| Seized               | \$365,448           |
| Burned               | \$1,100,100         |
| Counterfeited/Forged | \$84,184            |
| Destroyed/Damaged    | \$12,196,017        |
| Recovered            | \$5,040,029         |
| Stolen               | \$22,478,741        |
| <b>Total</b>         | <b>\$41,264,519</b> |

## 2017 Washington NIBRS Submission Agencies

**University Place PD**

Pierce County

Population: 32,610  
Months Reported: 12

### Offense Overview

Offense Total 1,697  
# of Cleared Offense 369  
Percent Cleared 21.7%

### Group A Arrest Overview

Arrest Total 288  
Adult Arrest Total 262  
Juvenile Arrest Total 26

| Group A Offenses                 | Reported 2016 | Reported 2017 | % of Change | Crime Rate per 1,000 | Total Arrests | DV Offense Totals |
|----------------------------------|---------------|---------------|-------------|----------------------|---------------|-------------------|
| Murder                           | 1             | 0             | -100.0%     | 0.0                  | 0             | 0                 |
| Manslaughter                     | 0             | 0             |             | 0.0                  | 0             | 0                 |
| Rape                             | 11            | 10            | -9.1%       | 0.3                  | 1             | 4                 |
| Sodomy                           | 1             | 2             | 100.0%      | 0.1                  | 1             | 0                 |
| Sexual Assault w/Object          | 1             | 1             | 0.0%        | 0.0                  | 0             | 1                 |
| Fondling                         | 6             | 20            | 233.3%      | 0.6                  | 3             | 6                 |
| Aggravated Assault               | 40            | 42            | 5.0%        | 1.3                  | 17            | 20                |
| Simple Assault                   | 195           | 170           | -12.8%      | 5.2                  | 93            | 113               |
| Intimidation                     | 0             | 2             |             | 0.1                  | 1             | 1                 |
| Kidnapping                       | 5             | 1             | -80.0%      | 0.0                  | 1             | 1                 |
| Incest                           | 0             | 0             |             | 0.0                  | 0             | 0                 |
| Statutory Rape                   | 1             | 0             | -100.0%     | 0.0                  | 0             | 0                 |
| Human Trafficking Offenses       | 0             | 0             |             | 0.0                  | 0             | 0                 |
| Violation of No Contact/Protect. | 36            | 57            | 58.3%       | 1.7                  | 13            | 49                |
| Robbery                          | 19            | 19            | 0.0%        | 0.6                  | 10            | 1                 |
| Burglary                         | 175           | 166           | -5.1%       | 5.1                  | 15            | 13                |
| Larceny-Theft Offenses           | 588           | 635           | 8.0%        | 19.5                 | 37            | 5                 |
| Motor Vehicle Theft              | 110           | 99            | -10.0%      | 3.0                  | 7             | 2                 |
| Arson                            | 5             | 4             | -20.0%      | 0.1                  | 1             | 0                 |
| Destruction of Property          | 219           | 193           | -11.9%      | 5.9                  | 15            | 0                 |
| Counterfeiting/Forgery           | 20            | 20            | 0.0%        | 0.6                  | 8             | 0                 |
| Fraud Offenses                   | 126           | 137           | 8.7%        | 4.2                  | 5             | 0                 |
| Embezzlement                     | 0             | 0             |             | 0.0                  | 0             | 0                 |
| Extortion/Blackmail              | 1             | 2             | 100.0%      | 0.1                  | 0             | 0                 |
| Bribery                          | 0             | 0             |             | 0.0                  | 0             | 0                 |
| Stolen Property Offenses         | 20            | 24            | 20.0%       | 0.7                  | 13            | 0                 |
| Animal Cruelty                   | 0             | 0             |             | 0.0                  | 0             | 0                 |
| Drug/Narcotic Violations         | 36            | 44            | 22.2%       | 1.3                  | 31            | 0                 |
| Drug Equipment Violations        | 19            | 30            | 57.9%       | 0.9                  | 13            | 0                 |
| Gambling Offenses                | 0             | 0             |             | 0.0                  | 0             | 0                 |
| Pornography                      | 1             | 2             | 100.0%      | 0.1                  | 0             | 0                 |
| Prostitution Offenses            | 0             | 0             |             | 0.0                  | 0             | 0                 |
| Weapon Law Violations            | 12            | 17            | 41.7%       | 0.5                  | 3             | 0                 |
| <b>Grand Total</b>               | <b>1,648</b>  | <b>1,697</b>  | <b>3.0%</b> | <b>52.0</b>          | <b>288</b>    | <b>216</b>        |

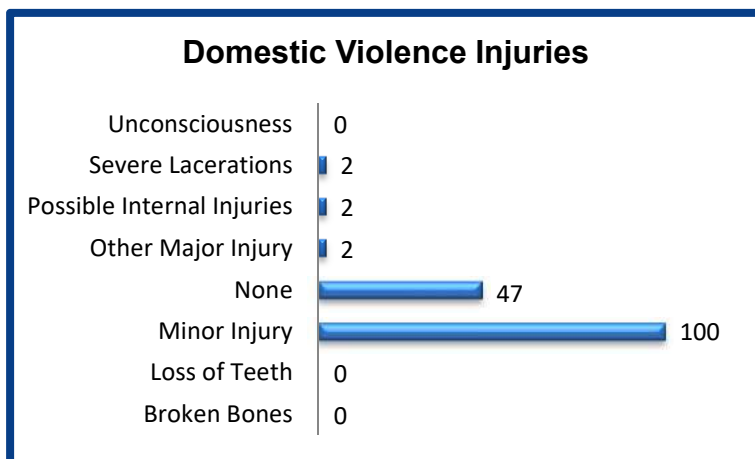
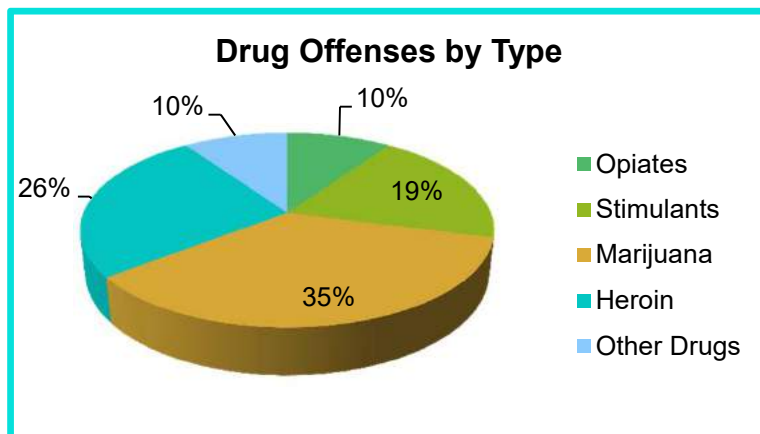
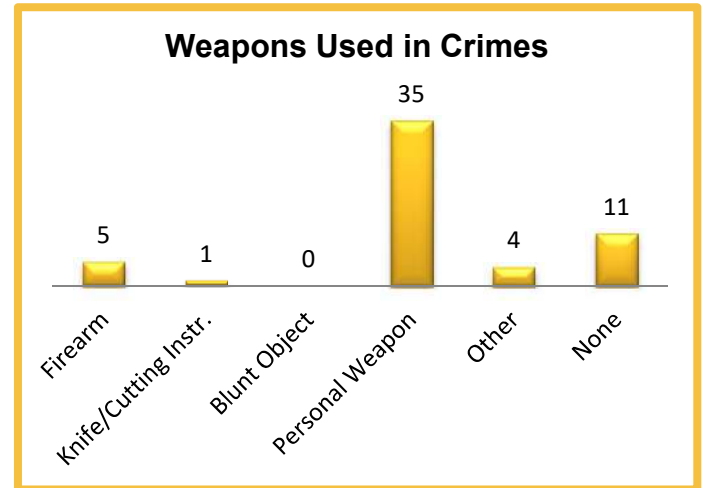
## 2017 Washington NIBRS Submission Agencies

University Place PD

Continued

### 2017 Group B Arrests

| Offense               | Adult      | Juvenile |
|-----------------------|------------|----------|
| Bad Checks            | 1          | 0        |
| Curfew/Vagrancy       | 3          | 0        |
| Disorderly Conduct    | 3          | 0        |
| Drunkenness           | 0          | 0        |
| DUI                   | 34         | 0        |
| Family Offenses       | 0          | 0        |
| Liquor Law Violations | 1          | 0        |
| Peeping Tom           | 0          | 0        |
| Trespass              | 16         | 1        |
| All Other Offenses    | 137        | 3        |
| <b>Total</b>          | <b>195</b> | <b>4</b> |



### 2017 Property Values by Type

| Type                 | Value              |
|----------------------|--------------------|
| Seized               | \$3,951            |
| Burned               | \$403              |
| Counterfeited/Forged | \$2,029            |
| Destroyed/Damaged    | \$254,809          |
| Recovered            | \$339,793          |
| Stolen               | \$1,174,161        |
| <b>Total</b>         | <b>\$1,775,146</b> |

## 2017 Washington NIBRS Submission Agencies

**San Juan SO**

San Juan County

Population: 16,510  
Months Reported: 12

**Offense Overview**

Offense Total 322  
# of Cleared Offense 80  
Percent Cleared 24.8%

**Group A Arrest Overview**

Arrest Total 65  
Adult Arrest Total 56  
Juvenile Arrest Total 9

| Group A Offenses                 | Reported 2016 | Reported 2017 | % of Change  | Crime Rate per 1,000 | Total Arrests | DV Offense Totals |
|----------------------------------|---------------|---------------|--------------|----------------------|---------------|-------------------|
| Murder                           | 1             | 0             | -100.0%      | 0.0                  | 0             | 0                 |
| Manslaughter                     | 0             | 0             |              | 0.0                  | 0             | 0                 |
| Rape                             | 0             | 4             |              | 0.2                  | 0             | 0                 |
| Sodomy                           | 1             | 0             | -100.0%      | 0.0                  | 0             | 0                 |
| Sexual Assault w/Object          | 0             | 0             |              | 0.0                  | 0             | 0                 |
| Fondling                         | 6             | 6             | 0.0%         | 0.4                  | 0             | 1                 |
| Aggravated Assault               | 7             | 5             | -28.6%       | 0.3                  | 2             | 1                 |
| Simple Assault                   | 52            | 47            | -9.6%        | 2.8                  | 26            | 34                |
| Intimidation                     | 6             | 15            | 150.0%       | 0.9                  | 0             | 2                 |
| Kidnapping                       | 0             | 1             |              | 0.1                  | 4             | 1                 |
| Incest                           | 0             | 0             |              | 0.0                  | 0             | 0                 |
| Statutory Rape                   | 1             | 1             | 0.0%         | 0.1                  | 0             | 0                 |
| Human Trafficking Offenses       | 0             | 0             |              | 0.0                  | 0             | 0                 |
| Violation of No Contact/Protect. | 17            | 15            | -11.8%       | 0.9                  | 0             | 8                 |
| Robbery                          | 1             | 0             | -100.0%      | 0.0                  | 1             | 0                 |
| Burglary                         | 35            | 29            | -17.1%       | 1.8                  | 7             | 1                 |
| Larceny-Theft Offenses           | 136           | 126           | -7.4%        | 7.6                  | 9             | 1                 |
| Motor Vehicle Theft              | 5             | 15            | 200.0%       | 0.9                  | 2             | 0                 |
| Arson                            | 3             | 1             | -66.7%       | 0.1                  | 0             | 0                 |
| Destruction of Property          | 8             | 14            | 75.0%        | 0.8                  | 1             | 0                 |
| Counterfeiting/Forgery           | 1             | 4             | 300.0%       | 0.2                  | 1             | 0                 |
| Fraud Offenses                   | 29            | 19            | -34.5%       | 1.2                  | 0             | 0                 |
| Embezzlement                     | 0             | 1             |              | 0.1                  | 0             | 0                 |
| Extortion/Blackmail              | 0             | 0             |              | 0.0                  | 0             | 0                 |
| Bribery                          | 0             | 0             |              | 0.0                  | 0             | 0                 |
| Stolen Property Offenses         | 0             | 0             |              | 0.0                  | 3             | 0                 |
| Animal Cruelty                   | 0             | 0             |              | 0.0                  | 0             | 0                 |
| Drug/Narcotic Violations         | 10            | 15            | 50.0%        | 0.9                  | 7             | 0                 |
| Drug Equipment Violations        | 2             | 1             | -50.0%       | 0.1                  | 0             | 0                 |
| Gambling Offenses                | 0             | 0             |              | 0.0                  | 0             | 0                 |
| Pornography                      | 2             | 2             | 0.0%         | 0.1                  | 0             | 0                 |
| Prostitution Offenses            | 0             | 0             |              | 0.0                  | 0             | 0                 |
| Weapon Law Violations            | 1             | 1             | 0.0%         | 0.1                  | 2             | 0                 |
| <b>Grand Total</b>               | <b>324</b>    | <b>322</b>    | <b>-0.6%</b> | <b>19.5</b>          | <b>65</b>     | <b>49</b>         |

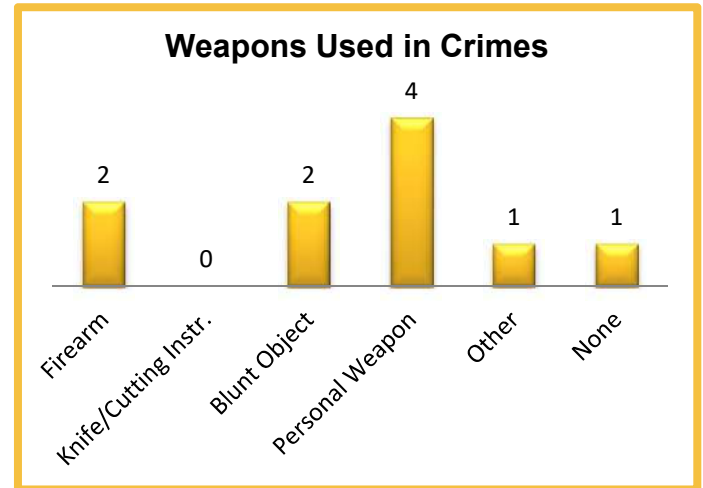
## 2017 Washington NIBRS Submission Agencies

San Juan SO

Continued

### 2017 Group B Arrests

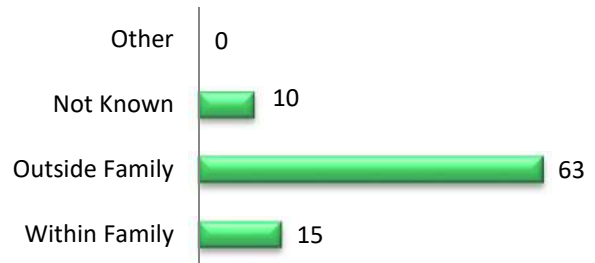
| Offense               | Adult      | Juvenile  |
|-----------------------|------------|-----------|
| Bad Checks            | 0          | 0         |
| Curfew/Vagrancy       | 0          | 0         |
| Disorderly Conduct    | 3          | 0         |
| Drunkenness           | 0          | 0         |
| DUI                   | 37         | 0         |
| Family Offenses       | 0          | 0         |
| Liquor Law Violations | 11         | 14        |
| Peeping Tom           | 0          | 0         |
| Trespass              | 6          | 1         |
| All Other Offenses    | 79         | 1         |
| <b>Total</b>          | <b>136</b> | <b>16</b> |



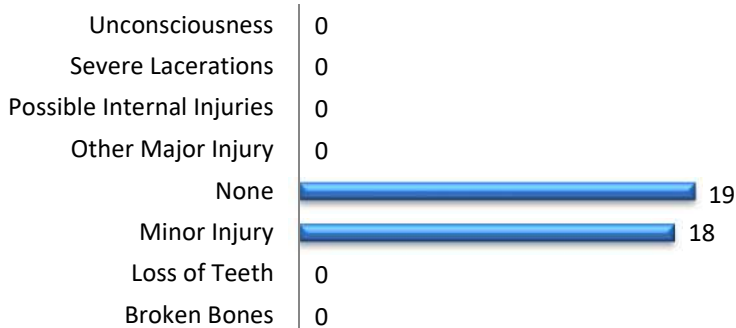
### Drug Offenses by Type

**No Drug Offenses by Type  
Reported**

### Relationship of Victim to Offender



### Domestic Violence Injuries



### 2017 Property Values by Type

| Type                 | Value              |
|----------------------|--------------------|
| Seized               | \$0                |
| Burned               | \$300              |
| Counterfeited/Forged | \$3,878            |
| Destroyed/Damaged    | \$15,325           |
| Recovered            | \$265,360          |
| Stolen               | \$970,218          |
| <b>Total</b>         | <b>\$1,255,081</b> |

## 2017 Washington NIBRS Submission Agencies

**Skagit SO**

Skagit County

Population: 53,295  
Months Reported: 12

**Offense Overview**

Offense Total 2,858  
# of Cleared Offense 845  
Percent Cleared 29.6%

**Group A Arrest Overview**

Arrest Total 644  
Adult Arrest Total 606  
Juvenile Arrest Total 38

| Group A Offenses                 | Reported 2016 | Reported 2017 | % of Change | Crime Rate per 1,000 | Total Arrests | DV Offense Totals |
|----------------------------------|---------------|---------------|-------------|----------------------|---------------|-------------------|
| Murder                           | 1             | 5             | 400.0%      | 0.1                  | 5             | 2                 |
| Manslaughter                     | 0             | 0             |             | 0.0                  | 0             | 0                 |
| Rape                             | 14            | 16            | 14.3%       | 0.3                  | 10            | 6                 |
| Sodomy                           | 1             | 1             | 0.0%        | 0.0                  | 1             | 0                 |
| Sexual Assault w/Object          | 0             | 2             |             | 0.0                  | 0             | 0                 |
| Fondling                         | 13            | 13            | 0.0%        | 0.2                  | 3             | 8                 |
| Aggravated Assault               | 66            | 81            | 22.7%       | 1.5                  | 63            | 42                |
| Simple Assault                   | 347           | 319           | -8.1%       | 6.0                  | 166           | 206               |
| Intimidation                     | 91            | 101           | 11.0%       | 1.9                  | 4             | 32                |
| Kidnapping                       | 3             | 6             | 100.0%      | 0.1                  | 7             | 5                 |
| Incest                           | 1             | 0             | -100.0%     | 0.0                  | 0             | 0                 |
| Statutory Rape                   | 2             | 1             | -50.0%      | 0.0                  | 0             | 0                 |
| Human Trafficking Offenses       | 0             | 0             |             | 0.0                  | 0             | 0                 |
| Violation of No Contact/Protect. | 156           | 191           | 22.4%       | 3.6                  | 96            | 126               |
| Robbery                          | 8             | 15            | 87.5%       | 0.3                  | 10            | 3                 |
| Burglary                         | 419           | 363           | -13.4%      | 6.8                  | 51            | 20                |
| Larceny-Theft Offenses           | 654           | 672           | 2.8%        | 12.6                 | 75            | 30                |
| Motor Vehicle Theft              | 107           | 83            | -22.4%      | 1.6                  | 10            | 3                 |
| Arson                            | 4             | 14            | 250.0%      | 0.3                  | 2             | 0                 |
| Destruction of Property          | 448           | 449           | 0.2%        | 8.4                  | 37            | 0                 |
| Counterfeiting/Forgery           | 30            | 32            | 6.7%        | 0.6                  | 4             | 0                 |
| Fraud Offenses                   | 165           | 180           | 9.1%        | 3.4                  | 1             | 0                 |
| Embezzlement                     | 3             | 3             | 0.0%        | 0.1                  | 0             | 0                 |
| Extortion/Blackmail              | 5             | 1             | -80.0%      | 0.0                  | 0             | 0                 |
| Bribery                          | 0             | 0             |             | 0.0                  | 0             | 0                 |
| Stolen Property Offenses         | 38            | 44            | 15.8%       | 0.8                  | 37            | 0                 |
| Animal Cruelty                   | 0             | 33            |             | 0.6                  | 0             | 0                 |
| Drug/Narcotic Violations         | 83            | 118           | 42.2%       | 2.2                  | 52            | 0                 |
| Drug Equipment Violations        | 48            | 67            | 39.6%       | 1.3                  | 3             | 0                 |
| Gambling Offenses                | 0             | 0             |             | 0.0                  | 0             | 0                 |
| Pornography                      | 3             | 5             | 66.7%       | 0.1                  | 2             | 0                 |
| Prostitution Offenses            | 0             | 2             |             | 0.0                  | 1             | 0                 |
| Weapon Law Violations            | 39            | 41            | 5.1%        | 0.8                  | 4             | 0                 |
| <b>Grand Total</b>               | <b>2,749</b>  | <b>2,858</b>  | <b>4.0%</b> | <b>53.6</b>          | <b>644</b>    | <b>483</b>        |

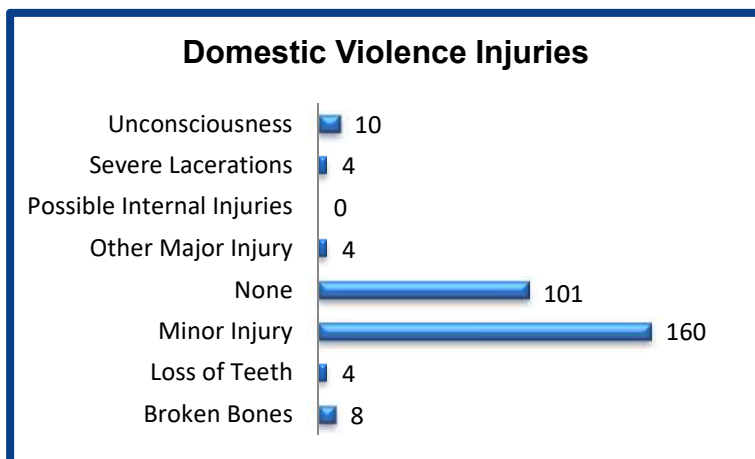
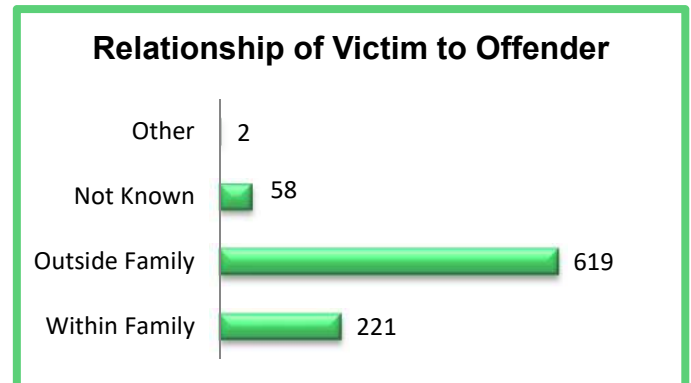
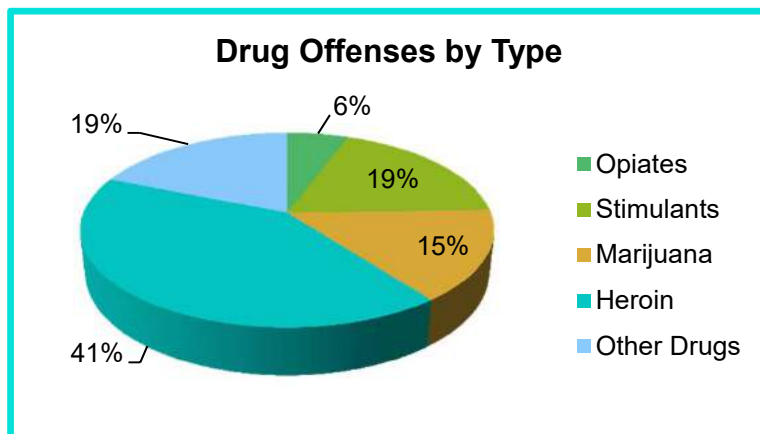
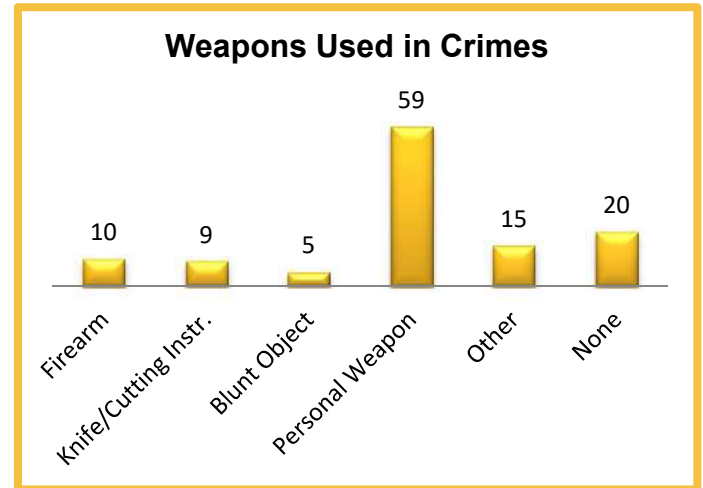
## 2017 Washington NIBRS Submission Agencies

Skagit SO

Continued

### 2017 Group B Arrests

| Offense               | Adult      | Juvenile |
|-----------------------|------------|----------|
| Bad Checks            | 0          | 0        |
| Curfew/Vagrancy       | 0          | 0        |
| Disorderly Conduct    | 13         | 1        |
| Drunkenness           | 0          | 0        |
| DUI                   | 124        | 1        |
| Family Offenses       | 0          | 0        |
| Liquor Law Violations | 1          | 1        |
| Peeping Tom           | 0          | 0        |
| Trespass              | 39         | 2        |
| All Other Offenses    | 90         | 1        |
| <b>Total</b>          | <b>267</b> | <b>6</b> |



### 2017 Property Values by Type

| Type                 | Value              |
|----------------------|--------------------|
| Seized               | \$1,321            |
| Burned               | \$127,990          |
| Counterfeited/Forged | \$2,555            |
| Destroyed/Damaged    | \$170,030          |
| Recovered            | \$411,270          |
| Stolen               | \$1,877,173        |
| <b>Total</b>         | <b>\$2,590,339</b> |

## 2017 Washington NIBRS Submission Agencies

**Anacortes PD**

Skagit County

Population: 16,780  
Months Reported: 12

**Offense Overview**

Offense Total 1,358  
# of Cleared Offense 668  
Percent Cleared 49.2%

**Group A Arrest Overview**

Arrest Total 498  
Adult Arrest Total 444  
Juvenile Arrest Total 54

| Group A Offenses                 | Reported 2016 | Reported 2017 | % of Change  | Crime Rate per 1,000 | Total Arrests | DV Offense Totals |
|----------------------------------|---------------|---------------|--------------|----------------------|---------------|-------------------|
| Murder                           | 0             | 0             |              | 0.0                  | 0             | 0                 |
| Manslaughter                     | 0             | 0             |              | 0.0                  | 0             | 0                 |
| Rape                             | 1             | 3             | 200.0%       | 0.2                  | 3             | 0                 |
| Sodomy                           | 0             | 1             |              | 0.1                  | 0             | 0                 |
| Sexual Assault w/Object          | 0             | 0             |              | 0.0                  | 0             | 0                 |
| Fondling                         | 3             | 6             | 100.0%       | 0.4                  | 4             | 0                 |
| Aggravated Assault               | 10            | 15            | 50.0%        | 0.9                  | 12            | 8                 |
| Simple Assault                   | 103           | 93            | -9.7%        | 5.5                  | 65            | 57                |
| Intimidation                     | 16            | 11            | -31.3%       | 0.7                  | 1             | 3                 |
| Kidnapping                       | 2             | 0             | -100.0%      | 0.0                  | 0             | 0                 |
| Incest                           | 0             | 0             |              | 0.0                  | 0             | 0                 |
| Statutory Rape                   | 0             | 1             |              | 0.1                  | 0             | 0                 |
| Human Trafficking Offenses       | 0             | 0             |              | 0.0                  | 0             | 0                 |
| Violation of No Contact/Protect. | 32            | 49            | 53.1%        | 2.9                  | 33            | 40                |
| Robbery                          | 4             | 0             | -100.0%      | 0.0                  | 0             | 0                 |
| Burglary                         | 66            | 62            | -6.1%        | 3.7                  | 9             | 4                 |
| Larceny-Theft Offenses           | 371           | 391           | 5.4%         | 23.3                 | 87            | 3                 |
| Motor Vehicle Theft              | 31            | 20            | -35.5%       | 1.2                  | 3             | 0                 |
| Arson                            | 2             | 2             | 0.0%         | 0.1                  | 2             | 0                 |
| Destruction of Property          | 189           | 201           | 6.3%         | 12.0                 | 32            | 0                 |
| Counterfeiting/Forgery           | 14            | 20            | 42.9%        | 1.2                  | 5             | 0                 |
| Fraud Offenses                   | 43            | 61            | 41.9%        | 3.6                  | 5             | 0                 |
| Embezzlement                     | 3             | 1             | -66.7%       | 0.1                  | 0             | 0                 |
| Extortion/Blackmail              | 0             | 1             |              | 0.1                  | 0             | 0                 |
| Bribery                          | 0             | 0             |              | 0.0                  | 1             | 0                 |
| Stolen Property Offenses         | 10            | 16            | 60.0%        | 1.0                  | 14            | 0                 |
| Animal Cruelty                   | 0             | 1             |              | 0.1                  | 0             | 0                 |
| Drug/Narcotic Violations         | 125           | 188           | 50.4%        | 11.2                 | 154           | 0                 |
| Drug Equipment Violations        | 125           | 192           | 53.6%        | 11.4                 | 63            | 0                 |
| Gambling Offenses                | 0             | 0             |              | 0.0                  | 0             | 0                 |
| Pornography                      | 2             | 3             | 50.0%        | 0.2                  | 0             | 0                 |
| Prostitution Offenses            | 0             | 0             |              | 0.0                  | 0             | 0                 |
| Weapon Law Violations            | 9             | 20            | 122.2%       | 1.2                  | 5             | 0                 |
| <b>Grand Total</b>               | <b>1,161</b>  | <b>1,358</b>  | <b>17.0%</b> | <b>80.9</b>          | <b>498</b>    | <b>115</b>        |

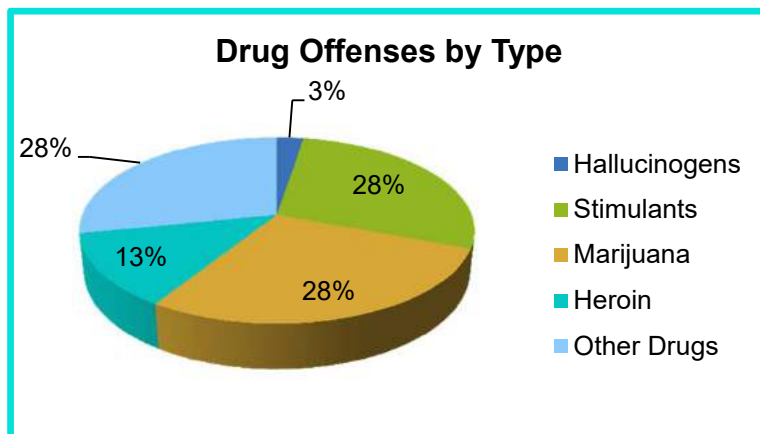
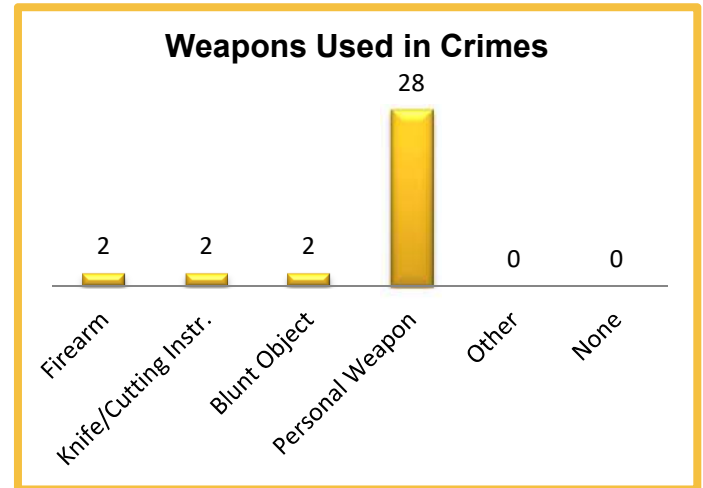
## 2017 Washington NIBRS Submission Agencies

Anacortes PD

Continued

### 2017 Group B Arrests

| Offense               | Adult      | Juvenile  |
|-----------------------|------------|-----------|
| Bad Checks            | 4          | 0         |
| Curfew/Vagrancy       | 0          | 0         |
| Disorderly Conduct    | 13         | 0         |
| Drunkenness           | 0          | 0         |
| DUI                   | 51         | 0         |
| Family Offenses       | 0          | 0         |
| Liquor Law Violations | 16         | 10        |
| Peeping Tom           | 1          | 0         |
| Trespass              | 33         | 0         |
| All Other Offenses    | 17         | 0         |
| <b>Total</b>          | <b>135</b> | <b>10</b> |



### 2017 Property Values by Type

| Type                 | Value            |
|----------------------|------------------|
| Seized               | \$831            |
| Burned               | \$1,395          |
| Counterfeited/Forged | \$3,763          |
| Destroyed/Damaged    | \$129,827        |
| Recovered            | \$127,719        |
| Stolen               | \$551,856        |
| <b>Total</b>         | <b>\$815,391</b> |

## 2017 Washington NIBRS Submission Agencies

**Burlington PD**

Skagit County

Population: 8,715  
Months Reported: 12

### Offense Overview

Offense Total 1,446  
# of Cleared Offense 502  
Percent Cleared 34.7%

### Group A Arrest Overview

Arrest Total 404  
Adult Arrest Total 367  
Juvenile Arrest Total 37

| Group A Offenses                 | Reported 2016 | Reported 2017 | % of Change   | Crime Rate per 1,000 | Total Arrests | DV Offense Totals |
|----------------------------------|---------------|---------------|---------------|----------------------|---------------|-------------------|
| Murder                           | 5             | 1             | -80.0%        | 0.1                  | 2             | 0                 |
| Manslaughter                     | 0             | 0             |               | 0.0                  | 0             | 0                 |
| Rape                             | 3             | 4             | 33.3%         | 0.5                  | 3             | 3                 |
| Sodomy                           | 0             | 0             |               | 0.0                  | 0             | 0                 |
| Sexual Assault w/Object          | 0             | 0             |               | 0.0                  | 0             | 0                 |
| Fondling                         | 0             | 1             |               | 0.1                  | 1             | 0                 |
| Aggravated Assault               | 7             | 5             | -28.6%        | 0.6                  | 9             | 3                 |
| Simple Assault                   | 128           | 82            | -35.9%        | 9.4                  | 54            | 56                |
| Intimidation                     | 49            | 18            | -63.3%        | 2.1                  | 0             | 1                 |
| Kidnapping                       | 1             | 0             | -100.0%       | 0.0                  | 1             | 0                 |
| Incest                           | 0             | 0             |               | 0.0                  | 0             | 0                 |
| Statutory Rape                   | 0             | 0             |               | 0.0                  | 0             | 0                 |
| Human Trafficking Offenses       | 0             | 0             |               | 0.0                  | 0             | 0                 |
| Violation of No Contact/Protect. | 58            | 37            | -36.2%        | 4.2                  | 25            | 22                |
| Robbery                          | 12            | 10            | -16.7%        | 1.1                  | 9             | 0                 |
| Burglary                         | 104           | 75            | -27.9%        | 8.6                  | 19            | 1                 |
| Larceny-Theft Offenses           | 900           | 639           | -29.0%        | 73.3                 | 194           | 1                 |
| Motor Vehicle Theft              | 44            | 45            | 2.3%          | 5.2                  | 2             | 0                 |
| Arson                            | 0             | 1             |               | 0.1                  | 0             | 0                 |
| Destruction of Property          | 302           | 261           | -13.6%        | 29.9                 | 18            | 0                 |
| Counterfeiting/Forgery           | 49            | 30            | -38.8%        | 3.4                  | 7             | 0                 |
| Fraud Offenses                   | 32            | 53            | 65.6%         | 6.1                  | 10            | 0                 |
| Embezzlement                     | 1             | 4             | 300.0%        | 0.5                  | 1             | 0                 |
| Extortion/Blackmail              | 0             | 0             |               | 0.0                  | 0             | 0                 |
| Bribery                          | 0             | 0             |               | 0.0                  | 0             | 0                 |
| Stolen Property Offenses         | 26            | 27            | 3.8%          | 3.1                  | 14            | 0                 |
| Animal Cruelty                   | 0             | 0             |               | 0.0                  | 0             | 0                 |
| Drug/Narcotic Violations         | 171           | 72            | -57.9%        | 8.3                  | 23            | 0                 |
| Drug Equipment Violations        | 124           | 68            | -45.2%        | 7.8                  | 8             | 0                 |
| Gambling Offenses                | 0             | 0             |               | 0.0                  | 0             | 0                 |
| Pornography                      | 0             | 0             |               | 0.0                  | 0             | 0                 |
| Prostitution Offenses            | 0             | 0             |               | 0.0                  | 0             | 0                 |
| Weapon Law Violations            | 23            | 13            | -43.5%        | 1.5                  | 4             | 0                 |
| <b>Grand Total</b>               | <b>2,039</b>  | <b>1,446</b>  | <b>-29.1%</b> | <b>165.9</b>         | <b>404</b>    | <b>87</b>         |

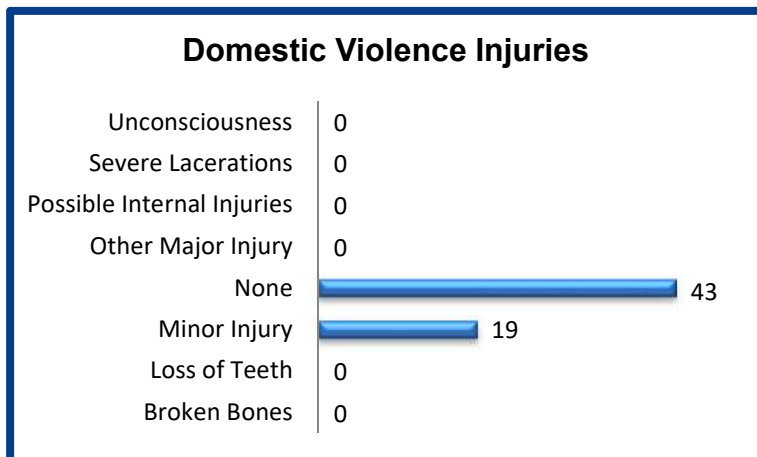
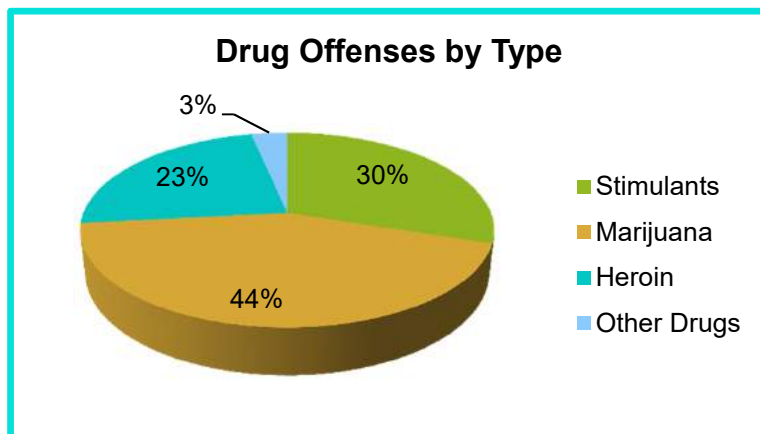
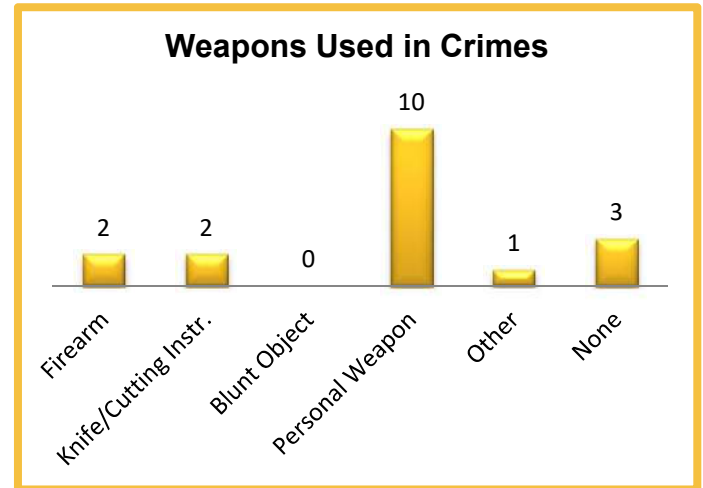
## 2017 Washington NIBRS Submission Agencies

Burlington PD

Continued

### 2017 Group B Arrests

| Offense               | Adult      | Juvenile  |
|-----------------------|------------|-----------|
| Bad Checks            | 0          | 0         |
| Curfew/Vagrancy       | 5          | 0         |
| Disorderly Conduct    | 5          | 0         |
| Drunkenness           | 0          | 0         |
| DUI                   | 30         | 0         |
| Family Offenses       | 0          | 0         |
| Liquor Law Violations | 1          | 7         |
| Peeping Tom           | 1          | 0         |
| Trespass              | 45         | 3         |
| All Other Offenses    | 24         | 1         |
| <b>Total</b>          | <b>111</b> | <b>11</b> |



### 2017 Property Values by Type

| Type                 | Value              |
|----------------------|--------------------|
| Seized               | \$544              |
| Burned               | \$74,692           |
| Counterfeited/Forged | \$8,696            |
| Destroyed/Damaged    | \$75,846           |
| Recovered            | \$363,879          |
| Stolen               | \$882,153          |
| <b>Total</b>         | <b>\$1,405,810</b> |

## 2017 Washington NIBRS Submission Agencies

**Mount Vernon PD**

Skagit County

Population: 34,360  
Months Reported: 12

### Offense Overview

Offense Total 3,624  
# of Cleared Offense 1,264  
Percent Cleared 34.9%

### Group A Arrest Overview

Arrest Total 1,044  
Adult Arrest Total 958  
Juvenile Arrest Total 86

| Group A Offenses                 | Reported 2016 | Reported 2017 | % of Change | Crime Rate per 1,000 | Total Arrests | DV Offense Totals |
|----------------------------------|---------------|---------------|-------------|----------------------|---------------|-------------------|
| Murder                           | 0             | 3             |             | 0.1                  | 6             | 0                 |
| Manslaughter                     | 0             | 0             |             | 0.0                  | 0             | 0                 |
| Rape                             | 14            | 14            | 0.0%        | 0.4                  | 6             | 5                 |
| Sodomy                           | 2             | 1             | -50.0%      | 0.0                  | 1             | 0                 |
| Sexual Assault w/Object          | 0             | 0             |             | 0.0                  | 0             | 0                 |
| Fondling                         | 6             | 2             | -66.7%      | 0.1                  | 1             | 1                 |
| Aggravated Assault               | 44            | 41            | -6.8%       | 1.2                  | 52            | 28                |
| Simple Assault                   | 308           | 346           | 12.3%       | 10.1                 | 196           | 205               |
| Intimidation                     | 59            | 64            | 8.5%        | 1.9                  | 1             | 11                |
| Kidnapping                       | 9             | 6             | -33.3%      | 0.2                  | 6             | 5                 |
| Incest                           | 0             | 0             |             | 0.0                  | 0             | 0                 |
| Statutory Rape                   | 0             | 0             |             | 0.0                  | 0             | 0                 |
| Human Trafficking Offenses       | 0             | 0             |             | 0.0                  | 0             | 0                 |
| Violation of No Contact/Protect. | 146           | 151           | 3.4%        | 4.4                  | 79            | 120               |
| Robbery                          | 29            | 23            | -20.7%      | 0.7                  | 21            | 4                 |
| Burglary                         | 198           | 236           | 19.2%       | 6.9                  | 70            | 15                |
| Larceny-Theft Offenses           | 1,028         | 968           | -5.8%       | 28.2                 | 312           | 13                |
| Motor Vehicle Theft              | 115           | 123           | 7.0%        | 3.6                  | 6             | 2                 |
| Arson                            | 2             | 9             | 350.0%      | 0.3                  | 5             | 0                 |
| Destruction of Property          | 561           | 648           | 15.5%       | 18.9                 | 60            | 0                 |
| Counterfeiting/Forgery           | 28            | 27            | -3.6%       | 0.8                  | 10            | 0                 |
| Fraud Offenses                   | 42            | 42            | 0.0%        | 1.2                  | 21            | 0                 |
| Embezzlement                     | 1             | 0             | -100.0%     | 0.0                  | 0             | 0                 |
| Extortion/Blackmail              | 0             | 0             |             | 0.0                  | 0             | 0                 |
| Bribery                          | 0             | 0             |             | 0.0                  | 0             | 0                 |
| Stolen Property Offenses         | 38            | 29            | -23.7%      | 0.8                  | 30            | 0                 |
| Animal Cruelty                   | 0             | 0             |             | 0.0                  | 0             | 0                 |
| Drug/Narcotic Violations         | 466           | 509           | 9.2%        | 14.8                 | 131           | 0                 |
| Drug Equipment Violations        | 202           | 210           | 4.0%        | 6.1                  | 16            | 0                 |
| Gambling Offenses                | 0             | 0             |             | 0.0                  | 0             | 0                 |
| Pornography                      | 3             | 8             | 166.7%      | 0.2                  | 2             | 0                 |
| Prostitution Offenses            | 0             | 0             |             | 0.0                  | 0             | 0                 |
| Weapon Law Violations            | 152           | 164           | 7.9%        | 4.8                  | 12            | 0                 |
| <b>Grand Total</b>               | <b>3,453</b>  | <b>3,624</b>  | <b>5.0%</b> | <b>105.5</b>         | <b>1,044</b>  | <b>409</b>        |

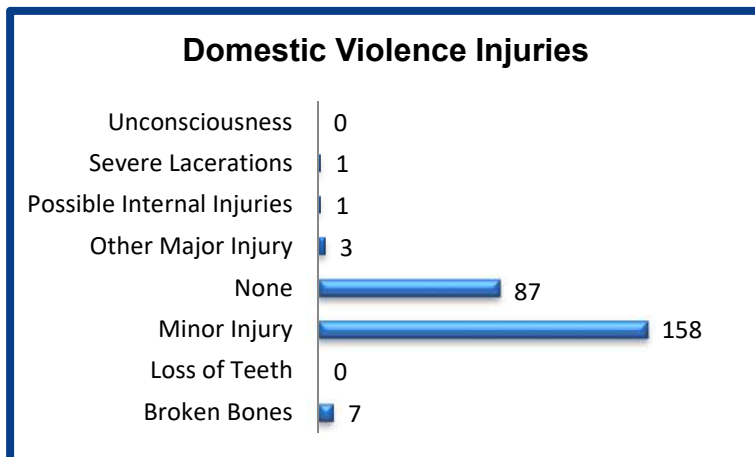
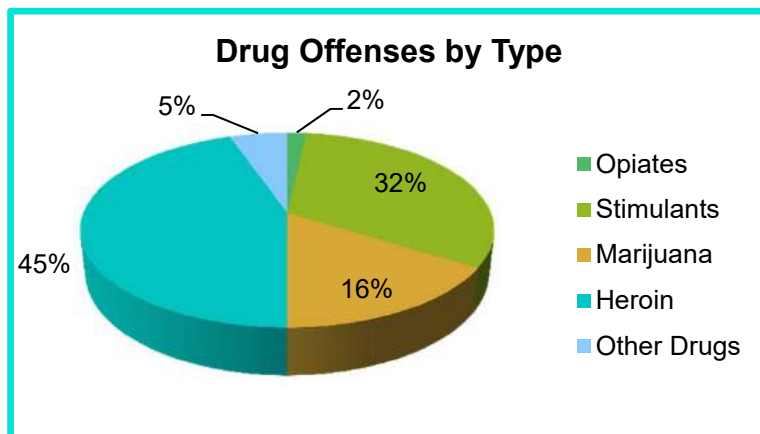
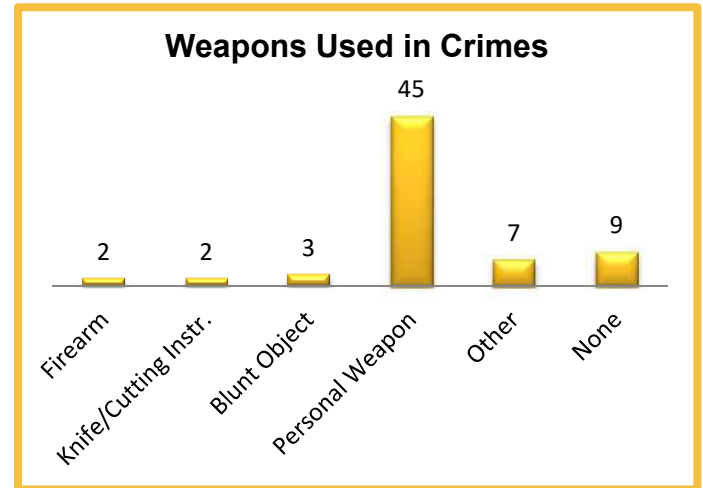
## 2017 Washington NIBRS Submission Agencies

Mount Vernon PD

Continued

### 2017 Group B Arrests

| Offense               | Adult      | Juvenile  |
|-----------------------|------------|-----------|
| Bad Checks            | 1          | 0         |
| Curfew/Vagrancy       | 0          | 0         |
| Disorderly Conduct    | 36         | 2         |
| Drunkenness           | 0          | 0         |
| DUI                   | 19         | 0         |
| Family Offenses       | 0          | 0         |
| Liquor Law Violations | 8          | 11        |
| Peeping Tom           | 0          | 0         |
| Trespass              | 144        | 0         |
| All Other Offenses    | 67         | 15        |
| <b>Total</b>          | <b>275</b> | <b>28</b> |



### 2017 Property Values by Type

| Type                 | Value              |
|----------------------|--------------------|
| Seized               | \$1,499            |
| Burned               | \$3,406            |
| Counterfeited/Forged | \$12,962           |
| Destroyed/Damaged    | \$207,157          |
| Recovered            | \$368,327          |
| Stolen               | \$1,176,693        |
| <b>Total</b>         | <b>\$1,770,044</b> |

## 2017 Washington NIBRS Submission Agencies

**Sedro-Woolley PD**

Skagit County

Population: 10,950  
Months Reported: 12

**Offense Overview**

Offense Total 613  
# of Cleared Offense 195  
Percent Cleared 31.8%

**Group A Arrest Overview**

Arrest Total 210  
Adult Arrest Total 186  
Juvenile Arrest Total 24

| Group A Offenses                 | Reported 2016 | Reported 2017 | % of Change   | Crime Rate per 1,000 | Total Arrests | DV Offense Totals |
|----------------------------------|---------------|---------------|---------------|----------------------|---------------|-------------------|
| Murder                           | 0             | 1             |               | 0.1                  | 2             | 0                 |
| Manslaughter                     | 0             | 0             |               | 0.0                  | 0             | 0                 |
| Rape                             | 1             | 4             | 300.0%        | 0.4                  | 4             | 1                 |
| Sodomy                           | 0             | 0             |               | 0.0                  | 0             | 0                 |
| Sexual Assault w/Object          | 0             | 0             |               | 0.0                  | 0             | 0                 |
| Fondling                         | 2             | 0             | -100.0%       | 0.0                  | 0             | 0                 |
| Aggravated Assault               | 5             | 9             | 80.0%         | 0.8                  | 11            | 5                 |
| Simple Assault                   | 79            | 65            | -17.7%        | 5.9                  | 56            | 54                |
| Intimidation                     | 0             | 1             |               | 0.1                  | 2             | 0                 |
| Kidnapping                       | 1             | 0             | -100.0%       | 0.0                  | 1             | 0                 |
| Incest                           | 0             | 0             |               | 0.0                  | 0             | 0                 |
| Statutory Rape                   | 0             | 0             |               | 0.0                  | 0             | 0                 |
| Human Trafficking Offenses       | 0             | 0             |               | 0.0                  | 0             | 0                 |
| Violation of No Contact/Protect. | 20            | 18            | -10.0%        | 1.6                  | 16            | 16                |
| Robbery                          | 2             | 1             | -50.0%        | 0.1                  | 0             | 0                 |
| Burglary                         | 60            | 50            | -16.7%        | 4.6                  | 11            | 0                 |
| Larceny-Theft Offenses           | 316           | 284           | -10.1%        | 25.9                 | 45            | 0                 |
| Motor Vehicle Theft              | 30            | 24            | -20.0%        | 2.2                  | 2             | 0                 |
| Arson                            | 0             | 0             |               | 0.0                  | 0             | 0                 |
| Destruction of Property          | 150           | 117           | -22.0%        | 10.7                 | 11            | 0                 |
| Counterfeiting/Forgery           | 1             | 0             | -100.0%       | 0.0                  | 0             | 0                 |
| Fraud Offenses                   | 0             | 1             |               | 0.1                  | 0             | 0                 |
| Embezzlement                     | 0             | 0             |               | 0.0                  | 0             | 0                 |
| Extortion/Blackmail              | 0             | 0             |               | 0.0                  | 0             | 0                 |
| Bribery                          | 0             | 0             |               | 0.0                  | 0             | 0                 |
| Stolen Property Offenses         | 0             | 1             |               | 0.1                  | 1             | 0                 |
| Animal Cruelty                   | 0             | 0             |               | 0.0                  | 0             | 0                 |
| Drug/Narcotic Violations         | 38            | 31            | -18.4%        | 2.8                  | 41            | 0                 |
| Drug Equipment Violations        | 2             | 1             | -50.0%        | 0.1                  | 3             | 0                 |
| Gambling Offenses                | 0             | 0             |               | 0.0                  | 0             | 0                 |
| Pornography                      | 0             | 0             |               | 0.0                  | 0             | 0                 |
| Prostitution Offenses            | 0             | 0             |               | 0.0                  | 0             | 0                 |
| Weapon Law Violations            | 5             | 5             | 0.0%          | 0.5                  | 4             | 0                 |
| <b>Grand Total</b>               | <b>712</b>    | <b>613</b>    | <b>-13.9%</b> | <b>56.0</b>          | <b>210</b>    | <b>76</b>         |

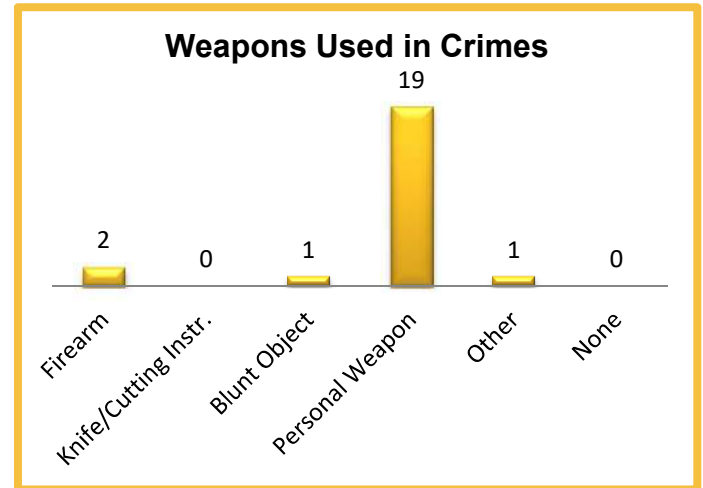
## 2017 Washington NIBRS Submission Agencies

Sedro-Woolley PD

Continued

### 2017 Group B Arrests

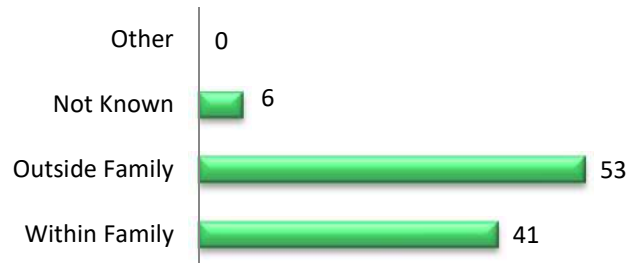
| Offense               | Adult      | Juvenile |
|-----------------------|------------|----------|
| Bad Checks            | 0          | 0        |
| Curfew/Vagrancy       | 0          | 0        |
| Disorderly Conduct    | 21         | 0        |
| Drunkenness           | 0          | 0        |
| DUI                   | 46         | 0        |
| Family Offenses       | 1          | 0        |
| Liquor Law Violations | 3          | 5        |
| Peeping Tom           | 0          | 0        |
| Trespass              | 23         | 3        |
| All Other Offenses    | 54         | 0        |
| <b>Total</b>          | <b>148</b> | <b>8</b> |



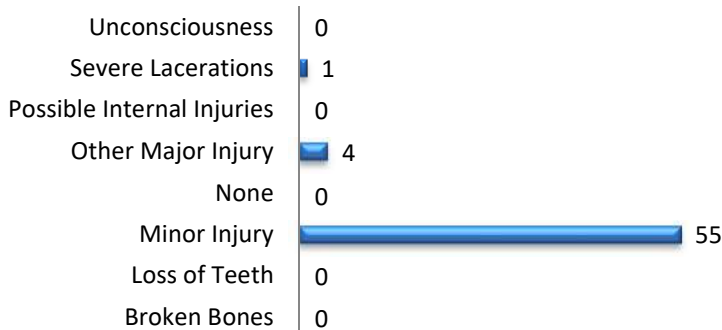
### Drug Offenses by Type

**No Drug Offenses by Type Reported**

### Relationship of Victim to Offender



### Domestic Violence Injuries



### 2017 Property Values by Type

| Type                 | Value            |
|----------------------|------------------|
| Seized               | \$0              |
| Burned               | \$0              |
| Counterfeited/Forged | \$0              |
| Destroyed/Damaged    | \$50,661         |
| Recovered            | \$45,402         |
| Stolen               | \$194,044        |
| <b>Total</b>         | <b>\$290,107</b> |

## 2017 Washington NIBRS Submission Agencies

### Skagit Drug Task Force

Skagit County

Population: 0  
Months Reported: 12

#### Offense Overview

Offense Total 20  
# of Cleared Offense 5  
Percent Cleared 25.0%

#### Group A Arrest Overview

Arrest Total 5  
Adult Arrest Total 5  
Juvenile Arrest Total 0

| Group A Offenses                 | Reported 2016 | Reported 2017 | % of Change   | Crime Rate per 1,000 | Total Arrests | DV Offense Totals |
|----------------------------------|---------------|---------------|---------------|----------------------|---------------|-------------------|
| Murder                           | 0             | 0             |               | 0.0                  | 0             | 0                 |
| Manslaughter                     | 0             | 0             |               | 0.0                  | 0             | 0                 |
| Rape                             | 0             | 0             |               | 0.0                  | 0             | 0                 |
| Sodomy                           | 0             | 0             |               | 0.0                  | 0             | 0                 |
| Sexual Assault w/Object          | 0             | 0             |               | 0.0                  | 0             | 0                 |
| Fondling                         | 0             | 0             |               | 0.0                  | 0             | 0                 |
| Aggravated Assault               | 0             | 0             |               | 0.0                  | 0             | 0                 |
| Simple Assault                   | 0             | 0             |               | 0.0                  | 0             | 0                 |
| Intimidation                     | 0             | 0             |               | 0.0                  | 0             | 0                 |
| Kidnapping                       | 0             | 0             |               | 0.0                  | 0             | 0                 |
| Incest                           | 0             | 0             |               | 0.0                  | 0             | 0                 |
| Statutory Rape                   | 0             | 0             |               | 0.0                  | 0             | 0                 |
| Human Trafficking Offenses       | 0             | 0             |               | 0.0                  | 0             | 0                 |
| Violation of No Contact/Protect. | 0             | 0             |               | 0.0                  | 0             | 0                 |
| Robbery                          | 0             | 0             |               | 0.0                  | 0             | 0                 |
| Burglary                         | 0             | 0             |               | 0.0                  | 0             | 0                 |
| Larceny-Theft Offenses           | 0             | 0             |               | 0.0                  | 0             | 0                 |
| Motor Vehicle Theft              | 0             | 0             |               | 0.0                  | 0             | 0                 |
| Arson                            | 0             | 0             |               | 0.0                  | 0             | 0                 |
| Destruction of Property          | 0             | 0             |               | 0.0                  | 0             | 0                 |
| Counterfeiting/Forgery           | 0             | 0             |               | 0.0                  | 0             | 0                 |
| Fraud Offenses                   | 0             | 0             |               | 0.0                  | 0             | 0                 |
| Embezzlement                     | 0             | 0             |               | 0.0                  | 0             | 0                 |
| Extortion/Blackmail              | 0             | 0             |               | 0.0                  | 0             | 0                 |
| Bribery                          | 0             | 0             |               | 0.0                  | 0             | 0                 |
| Stolen Property Offenses         | 0             | 0             |               | 0.0                  | 0             | 0                 |
| Animal Cruelty                   | 0             | 0             |               | 0.0                  | 0             | 0                 |
| Drug/Narcotic Violations         | 32            | 16            | -50.0%        | 0.0                  | 5             | 0                 |
| Drug Equipment Violations        | 6             | 4             | -33.3%        | 0.0                  | 0             | 0                 |
| Gambling Offenses                | 0             | 0             |               | 0.0                  | 0             | 0                 |
| Pornography                      | 0             | 0             |               | 0.0                  | 0             | 0                 |
| Prostitution Offenses            | 0             | 0             |               | 0.0                  | 0             | 0                 |
| Weapon Law Violations            | 1             | 0             | -100.0%       | 0.0                  | 0             | 0                 |
| <b>Grand Total</b>               | <b>39</b>     | <b>20</b>     | <b>-48.7%</b> | <b>0.0</b>           | <b>5</b>      | <b>0</b>          |

## 2017 Washington NIBRS Submission Agencies

### Skagit Drug Task Force

Continued

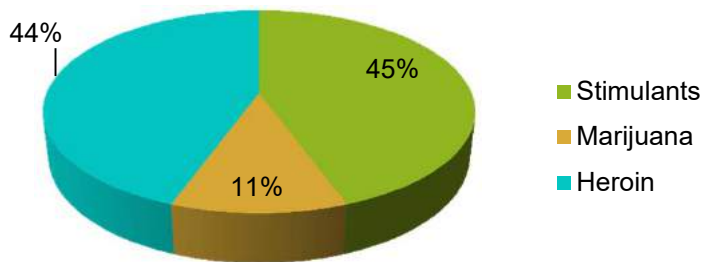
### 2017 Group B Arrests

| Offense               | Adult    | Juvenile |
|-----------------------|----------|----------|
| Bad Checks            | 0        | 0        |
| Curfew/Vagrancy       | 0        | 0        |
| Disorderly Conduct    | 0        | 0        |
| Drunkenness           | 0        | 0        |
| DUI                   | 0        | 0        |
| Family Offenses       | 0        | 0        |
| Liquor Law Violations | 0        | 0        |
| Peeping Tom           | 0        | 0        |
| Trespass              | 0        | 0        |
| All Other Offenses    | 0        | 0        |
| <b>Total</b>          | <b>0</b> | <b>0</b> |

### Weapons Used in Crimes

**No Weapons  
Reported**

### Drug Offenses by Type



### Relationship of Victim to Offender

**No Relationships  
Reported**

### Domestic Violence Injuries

**No Domestic Violence  
Injuries Reported**

### 2017 Property Values by Type

| Type                 | Value           |
|----------------------|-----------------|
| Seized               | \$29,269        |
| Burned               | \$0             |
| Counterfeited/Forged | \$0             |
| Destroyed/Damaged    | \$0             |
| Recovered            | \$0             |
| Stolen               | \$0             |
| <b>Total</b>         | <b>\$29,269</b> |

## 2017 Washington NIBRS Submission Agencies

**Skamania SO**

Skamania County

Population: 11,690  
Months Reported: 12

**Offense Overview**

Offense Total 149  
# of Cleared Offense 95  
Percent Cleared 63.8%

**Group A Arrest Overview**

Arrest Total 77  
Adult Arrest Total 71  
Juvenile Arrest Total 6

| Group A Offenses                 | Reported 2016 | Reported 2017 | % of Change   | Crime Rate per 1,000 | Total Arrests | DV Offense Totals |
|----------------------------------|---------------|---------------|---------------|----------------------|---------------|-------------------|
| Murder                           | 0             | 2             |               | 0.2                  | 2             | 0                 |
| Manslaughter                     | 0             | 0             |               | 0.0                  | 0             | 0                 |
| Rape                             | 1             | 2             | 100.0%        | 0.2                  | 3             | 1                 |
| Sodomy                           | 0             | 0             |               | 0.0                  | 0             | 0                 |
| Sexual Assault w/Object          | 0             | 0             |               | 0.0                  | 0             | 0                 |
| Fondling                         | 3             | 5             | 66.7%         | 0.4                  | 2             | 0                 |
| Aggravated Assault               | 7             | 2             | -71.4%        | 0.2                  | 4             | 1                 |
| Simple Assault                   | 51            | 55            | 7.8%          | 4.7                  | 39            | 42                |
| Intimidation                     | 4             | 3             | -25.0%        | 0.3                  | 2             | 2                 |
| Kidnapping                       | 1             | 0             | -100.0%       | 0.0                  | 0             | 0                 |
| Incest                           | 0             | 0             |               | 0.0                  | 0             | 0                 |
| Statutory Rape                   | 0             | 0             |               | 0.0                  | 0             | 0                 |
| Human Trafficking Offenses       | 0             | 0             |               | 0.0                  | 0             | 0                 |
| Violation of No Contact/Protect. | 13            | 13            | 0.0%          | 1.1                  | 0             | 2                 |
| Robbery                          | 0             | 0             |               | 0.0                  | 0             | 0                 |
| Burglary                         | 21            | 6             | -71.4%        | 0.5                  | 0             | 0                 |
| Larceny-Theft Offenses           | 46            | 26            | -43.5%        | 2.2                  | 7             | 0                 |
| Motor Vehicle Theft              | 6             | 9             | 50.0%         | 0.8                  | 3             | 0                 |
| Arson                            | 0             | 0             |               | 0.0                  | 0             | 0                 |
| Destruction of Property          | 17            | 9             | -47.1%        | 0.8                  | 5             | 0                 |
| Counterfeiting/Forgery           | 1             | 1             | 0.0%          | 0.1                  | 0             | 0                 |
| Fraud Offenses                   | 0             | 1             |               | 0.1                  | 0             | 0                 |
| Embezzlement                     | 0             | 0             |               | 0.0                  | 0             | 0                 |
| Extortion/Blackmail              | 0             | 1             |               | 0.1                  | 2             | 0                 |
| Bribery                          | 0             | 0             |               | 0.0                  | 0             | 0                 |
| Stolen Property Offenses         | 1             | 0             | -100.0%       | 0.0                  | 0             | 0                 |
| Animal Cruelty                   | 0             | 0             |               | 0.0                  | 0             | 0                 |
| Drug/Narcotic Violations         | 12            | 11            | -8.3%         | 0.9                  | 6             | 0                 |
| Drug Equipment Violations        | 0             | 0             |               | 0.0                  | 0             | 0                 |
| Gambling Offenses                | 0             | 0             |               | 0.0                  | 0             | 0                 |
| Pornography                      | 0             | 0             |               | 0.0                  | 0             | 0                 |
| Prostitution Offenses            | 1             | 0             | -100.0%       | 0.0                  | 0             | 0                 |
| Weapon Law Violations            | 2             | 3             | 50.0%         | 0.3                  | 2             | 0                 |
| <b>Grand Total</b>               | <b>187</b>    | <b>149</b>    | <b>-20.3%</b> | <b>12.7</b>          | <b>77</b>     | <b>48</b>         |

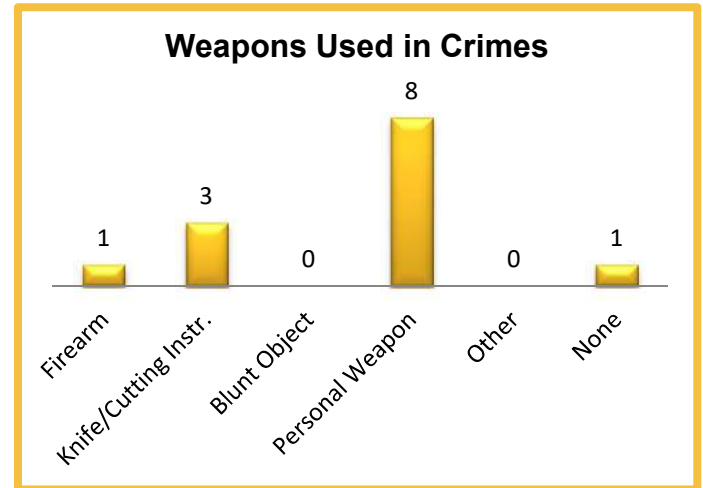
## 2017 Washington NIBRS Submission Agencies

Skamania SO

Continued

### 2017 Group B Arrests

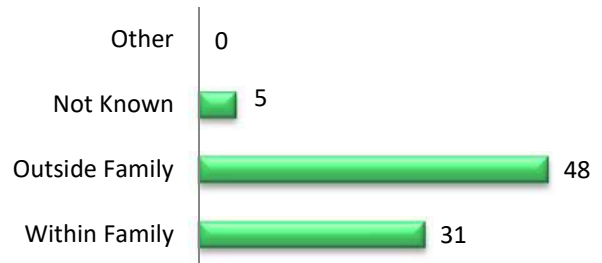
| Offense               | Adult     | Juvenile |
|-----------------------|-----------|----------|
| Bad Checks            | 0         | 0        |
| Curfew/Vagrancy       | 0         | 0        |
| Disorderly Conduct    | 7         | 2        |
| Drunkenness           | 0         | 0        |
| DUI                   | 15        | 0        |
| Family Offenses       | 0         | 0        |
| Liquor Law Violations | 1         | 0        |
| Peeping Tom           | 0         | 0        |
| Trespass              | 2         | 0        |
| All Other Offenses    | 14        | 0        |
| <b>Total</b>          | <b>39</b> | <b>2</b> |



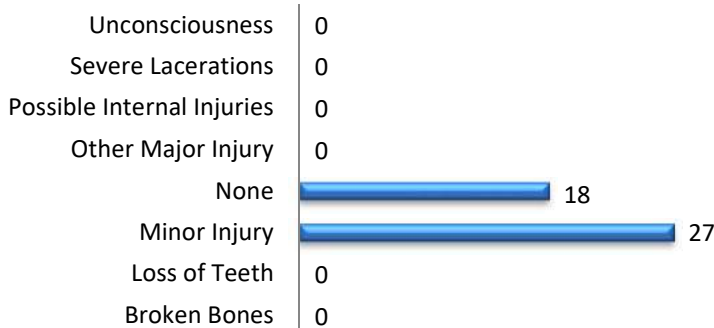
### Drug Offenses by Type

**No Drug Offenses by Type  
Reported**

### Relationship of Victim to Offender



### Domestic Violence Injuries



### 2017 Property Values by Type

| Type                 | Value            |
|----------------------|------------------|
| Seized               | \$0              |
| Burned               | \$0              |
| Counterfeited/Forged | \$0              |
| Destroyed/Damaged    | \$33,600         |
| Recovered            | \$38,700         |
| Stolen               | \$98,510         |
| <b>Total</b>         | <b>\$170,810</b> |

## 2017 Washington NIBRS Submission Agencies

### Snohomish SO

Snohomish County

Population: 349,800  
Months Reported: 12

#### Offense Overview

Offense Total 11,877  
# of Cleared Offense 3,502  
Percent Cleared 29.5%

#### Group A Arrest Overview

Arrest Total 3,104  
Adult Arrest Total 2,870  
Juvenile Arrest Total 234

| Group A Offenses                 | Reported 2016 | Reported 2017 | % of Change | Crime Rate per 1,000 | Total Arrests | DV Offense Totals |
|----------------------------------|---------------|---------------|-------------|----------------------|---------------|-------------------|
| Murder                           | 4             | 8             | 100.0%      | 0.0                  | 4             | 1                 |
| Manslaughter                     | 0             | 0             |             | 0.0                  | 0             | 0                 |
| Rape                             | 91            | 58            | -36.3%      | 0.2                  | 12            | 27                |
| Sodomy                           | 15            | 13            | -13.3%      | 0.0                  | 0             | 7                 |
| Sexual Assault w/Object          | 0             | 0             |             | 0.0                  | 0             | 0                 |
| Fondling                         | 56            | 70            | 25.0%       | 0.2                  | 5             | 42                |
| Aggravated Assault               | 372           | 392           | 5.4%        | 1.1                  | 266           | 172               |
| Simple Assault                   | 1,331         | 1,335         | 0.3%        | 3.8                  | 1,119         | 1,087             |
| Intimidation                     | 167           | 164           | -1.8%       | 0.5                  | 110           | 77                |
| Kidnapping                       | 32            | 36            | 12.5%       | 0.1                  | 8             | 20                |
| Incest                           | 2             | 8             | 300.0%      | 0.0                  | 1             | 4                 |
| Statutory Rape                   | 6             | 11            | 83.3%       | 0.0                  | 2             | 3                 |
| Human Trafficking Offenses       | 0             | 0             |             | 0.0                  | 0             | 0                 |
| Violation of No Contact/Protect. | 336           | 418           | 24.4%       | 1.2                  | 348           | 365               |
| Robbery                          | 88            | 92            | 4.5%        | 0.3                  | 37            | 3                 |
| Burglary                         | 1,719         | 1,418         | -17.5%      | 4.1                  | 156           | 43                |
| Larceny-Theft Offenses           | 3,265         | 3,667         | 12.3%       | 10.5                 | 253           | 52                |
| Motor Vehicle Theft              | 1,061         | 1,161         | 9.4%        | 3.3                  | 74            | 26                |
| Arson                            | 31            | 38            | 22.6%       | 0.1                  | 6             | 4                 |
| Destruction of Property          | 1,630         | 1,424         | -12.6%      | 4.1                  | 140           | 0                 |
| Counterfeiting/Forgery           | 175           | 161           | -8.0%       | 0.5                  | 20            | 0                 |
| Fraud Offenses                   | 544           | 583           | 7.2%        | 1.7                  | 45            | 0                 |
| Embezzlement                     | 14            | 15            | 7.1%        | 0.0                  | 3             | 0                 |
| Extortion/Blackmail              | 5             | 6             | 20.0%       | 0.0                  | 0             | 0                 |
| Bribery                          | 0             | 1             |             | 0.0                  | 0             | 0                 |
| Stolen Property Offenses         | 220           | 217           | -1.4%       | 0.6                  | 164           | 0                 |
| Animal Cruelty                   | 3             | 4             | 33.3%       | 0.0                  | 1             | 0                 |
| Drug/Narcotic Violations         | 273           | 332           | 21.6%       | 0.9                  | 229           | 0                 |
| Drug Equipment Violations        | 107           | 126           | 17.8%       | 0.4                  | 34            | 0                 |
| Gambling Offenses                | 0             | 0             |             | 0.0                  | 0             | 0                 |
| Pornography                      | 26            | 10            | -61.5%      | 0.0                  | 1             | 0                 |
| Prostitution Offenses            | 14            | 6             | -57.1%      | 0.0                  | 1             | 0                 |
| Weapon Law Violations            | 79            | 103           | 30.4%       | 0.3                  | 65            | 0                 |
| <b>Grand Total</b>               | <b>11,666</b> | <b>11,877</b> | <b>1.8%</b> | <b>34.0</b>          | <b>3,104</b>  | <b>1,933</b>      |

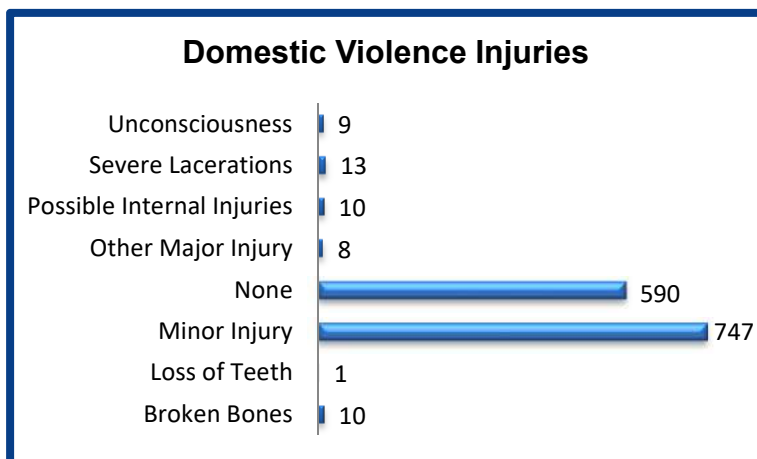
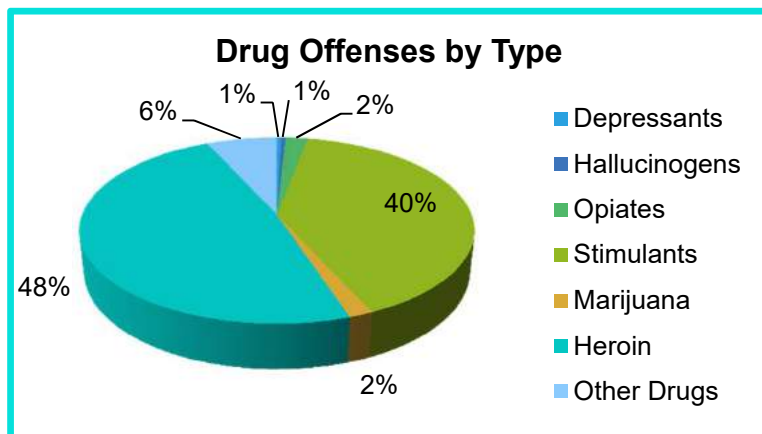
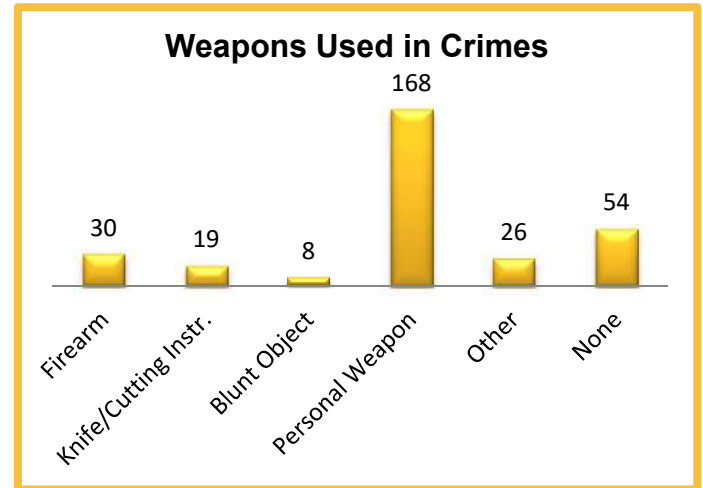
## 2017 Washington NIBRS Submission Agencies

Snohomish SO

Continued

### 2017 Group B Arrests

| Offense               | Adult        | Juvenile  |
|-----------------------|--------------|-----------|
| Bad Checks            | 2            | 0         |
| Curfew/Vagrancy       | 0            | 0         |
| Disorderly Conduct    | 30           | 0         |
| Drunkenness           | 0            | 0         |
| DUI                   | 157          | 3         |
| Family Offenses       | 8            | 0         |
| Liquor Law Violations | 1            | 6         |
| Peeping Tom           | 0            | 0         |
| Trespass              | 157          | 8         |
| All Other Offenses    | 668          | 31        |
| <b>Total</b>          | <b>1,023</b> | <b>48</b> |



### 2017 Property Values by Type

| Type                 | Value               |
|----------------------|---------------------|
| Seized               | \$36,767            |
| Burned               | \$1,112,026         |
| Counterfeited/Forged | \$673,547           |
| Destroyed/Damaged    | \$2,142,198         |
| Recovered            | \$4,882,449         |
| Stolen               | \$15,763,547        |
| <b>Total</b>         | <b>\$24,610,534</b> |

## 2017 Washington NIBRS Submission Agencies

**Arlington PD**

Snohomish County

Population: 18,690  
Months Reported: 12

**Offense Overview**

Offense Total 1,752  
# of Cleared Offense 693  
Percent Cleared 39.6%

**Group A Arrest Overview**

Arrest Total 580  
Adult Arrest Total 528  
Juvenile Arrest Total 52

| Group A Offenses                 | Reported 2016 | Reported 2017 | % of Change  | Crime Rate per 1,000 | Total Arrests | DV Offense Totals |
|----------------------------------|---------------|---------------|--------------|----------------------|---------------|-------------------|
| Murder                           | 0             | 0             |              | 0.0                  | 0             | 0                 |
| Manslaughter                     | 0             | 0             |              | 0.0                  | 0             | 0                 |
| Rape                             | 5             | 8             | 60.0%        | 0.4                  | 1             | 3                 |
| Sodomy                           | 0             | 1             |              | 0.1                  | 1             | 0                 |
| Sexual Assault w/Object          | 0             | 0             |              | 0.0                  | 0             | 0                 |
| Fondling                         | 3             | 3             | 0.0%         | 0.2                  | 0             | 1                 |
| Aggravated Assault               | 36            | 43            | 19.4%        | 2.3                  | 22            | 11                |
| Simple Assault                   | 190           | 167           | -12.1%       | 8.9                  | 123           | 110               |
| Intimidation                     | 25            | 28            | 12.0%        | 1.5                  | 9             | 9                 |
| Kidnapping                       | 3             | 2             | -33.3%       | 0.1                  | 2             | 1                 |
| Incest                           | 0             | 1             |              | 0.1                  | 0             | 1                 |
| Statutory Rape                   | 0             | 1             |              | 0.1                  | 0             | 1                 |
| Human Trafficking Offenses       | 0             | 0             |              | 0.0                  | 0             | 0                 |
| Violation of No Contact/Protect. | 68            | 70            | 2.9%         | 3.7                  | 55            | 66                |
| Robbery                          | 10            | 14            | 40.0%        | 0.7                  | 4             | 0                 |
| Burglary                         | 132           | 121           | -8.3%        | 6.5                  | 25            | 4                 |
| Larceny-Theft Offenses           | 706           | 596           | -15.6%       | 31.9                 | 135           | 6                 |
| Motor Vehicle Theft              | 110           | 111           | 0.9%         | 5.9                  | 8             | 1                 |
| Arson                            | 3             | 3             | 0.0%         | 0.2                  | 1             | 0                 |
| Destruction of Property          | 228           | 208           | -8.8%        | 11.1                 | 16            | 0                 |
| Counterfeiting/Forgery           | 68            | 41            | -39.7%       | 2.2                  | 4             | 0                 |
| Fraud Offenses                   | 59            | 55            | -6.8%        | 2.9                  | 2             | 0                 |
| Embezzlement                     | 2             | 0             | -100.0%      | 0.0                  | 1             | 0                 |
| Extortion/Blackmail              | 0             | 0             |              | 0.0                  | 0             | 0                 |
| Bribery                          | 0             | 0             |              | 0.0                  | 0             | 0                 |
| Stolen Property Offenses         | 39            | 40            | 2.6%         | 2.1                  | 36            | 0                 |
| Animal Cruelty                   | 1             | 3             | 200.0%       | 0.2                  | 1             | 0                 |
| Drug/Narcotic Violations         | 74            | 98            | 32.4%        | 5.2                  | 71            | 0                 |
| Drug Equipment Violations        | 64            | 109           | 70.3%        | 5.8                  | 47            | 0                 |
| Gambling Offenses                | 0             | 0             |              | 0.0                  | 0             | 0                 |
| Pornography                      | 1             | 0             | -100.0%      | 0.0                  | 0             | 0                 |
| Prostitution Offenses            | 1             | 2             | 100.0%       | 0.1                  | 0             | 0                 |
| Weapon Law Violations            | 13            | 27            | 107.7%       | 1.4                  | 16            | 0                 |
| <b>Grand Total</b>               | <b>1,841</b>  | <b>1,752</b>  | <b>-4.8%</b> | <b>93.7</b>          | <b>580</b>    | <b>214</b>        |

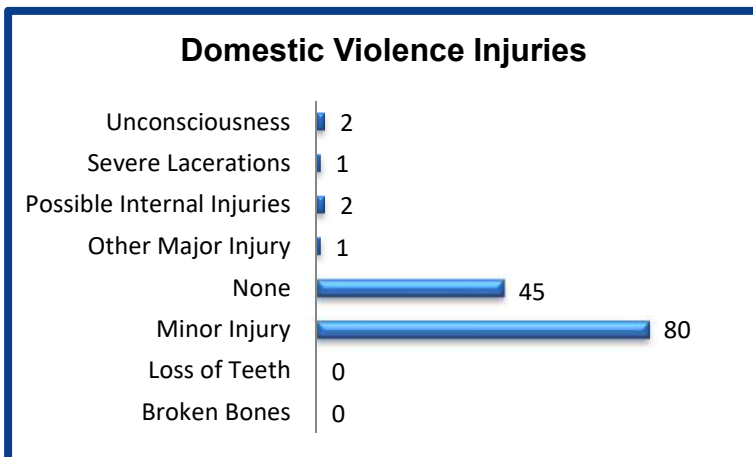
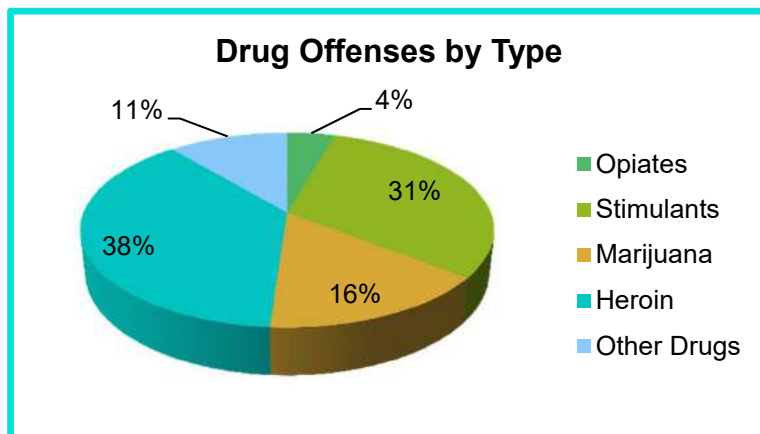
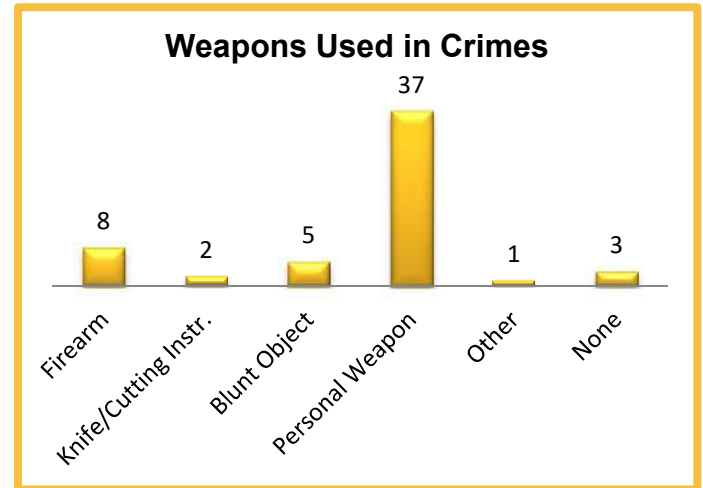
## 2017 Washington NIBRS Submission Agencies

Arlington PD

Continued

### 2017 Group B Arrests

| Offense               | Adult      | Juvenile  |
|-----------------------|------------|-----------|
| Bad Checks            | 0          | 0         |
| Curfew/Vagrancy       | 2          | 0         |
| Disorderly Conduct    | 10         | 1         |
| Drunkenness           | 0          | 0         |
| DUI                   | 27         | 1         |
| Family Offenses       | 2          | 0         |
| Liquor Law Violations | 3          | 8         |
| Peeping Tom           | 0          | 0         |
| Trespass              | 92         | 0         |
| All Other Offenses    | 55         | 4         |
| <b>Total</b>          | <b>191</b> | <b>14</b> |



### 2017 Property Values by Type

| Type                 | Value              |
|----------------------|--------------------|
| Seized               | \$951              |
| Burned               | \$7,900            |
| Counterfeited/Forged | \$38,534           |
| Destroyed/Damaged    | \$137,320          |
| Recovered            | \$186,671          |
| Stolen               | \$971,228          |
| <b>Total</b>         | <b>\$1,342,604</b> |

## 2017 Washington NIBRS Submission Agencies

**Brier PD**

Snohomish County

Population: 6,560  
Months Reported: 12

### Offense Overview

Offense Total 148  
# of Cleared Offense 32  
Percent Cleared 21.6%

### Group A Arrest Overview

Arrest Total 25  
Adult Arrest Total 19  
Juvenile Arrest Total 6

| Group A Offenses                 | Reported 2016 | Reported 2017 | % of Change | Crime Rate per 1,000 | Total Arrests | DV Offense Totals |
|----------------------------------|---------------|---------------|-------------|----------------------|---------------|-------------------|
| Murder                           | 0             | 0             |             | 0.0                  | 0             | 0                 |
| Manslaughter                     | 0             | 0             |             | 0.0                  | 0             | 0                 |
| Rape                             | 0             | 0             |             | 0.0                  | 0             | 0                 |
| Sodomy                           | 0             | 0             |             | 0.0                  | 0             | 0                 |
| Sexual Assault w/Object          | 0             | 0             |             | 0.0                  | 0             | 0                 |
| Fondling                         | 0             | 0             |             | 0.0                  | 0             | 0                 |
| Aggravated Assault               | 4             | 4             | 0.0%        | 0.6                  | 3             | 2                 |
| Simple Assault                   | 14            | 14            | 0.0%        | 2.1                  | 11            | 13                |
| Intimidation                     | 5             | 2             | -60.0%      | 0.3                  | 0             | 1                 |
| Kidnapping                       | 0             | 0             |             | 0.0                  | 0             | 0                 |
| Incest                           | 0             | 1             |             | 0.2                  | 0             | 0                 |
| Statutory Rape                   | 0             | 0             |             | 0.0                  | 0             | 0                 |
| Human Trafficking Offenses       | 0             | 0             |             | 0.0                  | 0             | 0                 |
| Violation of No Contact/Protect. | 0             | 4             |             | 0.6                  | 3             | 2                 |
| Robbery                          | 0             | 0             |             | 0.0                  | 0             | 0                 |
| Burglary                         | 18            | 24            | 33.3%       | 3.7                  | 2             | 1                 |
| Larceny-Theft Offenses           | 54            | 54            | 0.0%        | 8.2                  | 0             | 1                 |
| Motor Vehicle Theft              | 9             | 2             | -77.8%      | 0.3                  | 0             | 0                 |
| Arson                            | 0             | 0             |             | 0.0                  | 0             | 0                 |
| Destruction of Property          | 14            | 16            | 14.3%       | 2.4                  | 2             | 0                 |
| Counterfeiting/Forgery           | 3             | 1             | -66.7%      | 0.2                  | 0             | 0                 |
| Fraud Offenses                   | 24            | 18            | -25.0%      | 2.7                  | 1             | 0                 |
| Embezzlement                     | 0             | 1             |             | 0.2                  | 0             | 0                 |
| Extortion/Blackmail              | 0             | 0             |             | 0.0                  | 0             | 0                 |
| Bribery                          | 0             | 0             |             | 0.0                  | 0             | 0                 |
| Stolen Property Offenses         | 1             | 0             | -100.0%     | 0.0                  | 0             | 0                 |
| Animal Cruelty                   | 0             | 0             |             | 0.0                  | 0             | 0                 |
| Drug/Narcotic Violations         | 1             | 6             | 500.0%      | 0.9                  | 3             | 0                 |
| Drug Equipment Violations        | 0             | 0             |             | 0.0                  | 0             | 0                 |
| Gambling Offenses                | 0             | 0             |             | 0.0                  | 0             | 0                 |
| Pornography                      | 0             | 0             |             | 0.0                  | 0             | 0                 |
| Prostitution Offenses            | 0             | 0             |             | 0.0                  | 0             | 0                 |
| Weapon Law Violations            | 0             | 1             |             | 0.2                  | 0             | 0                 |
| <b>Grand Total</b>               | <b>147</b>    | <b>148</b>    | <b>0.7%</b> | <b>22.6</b>          | <b>25</b>     | <b>20</b>         |

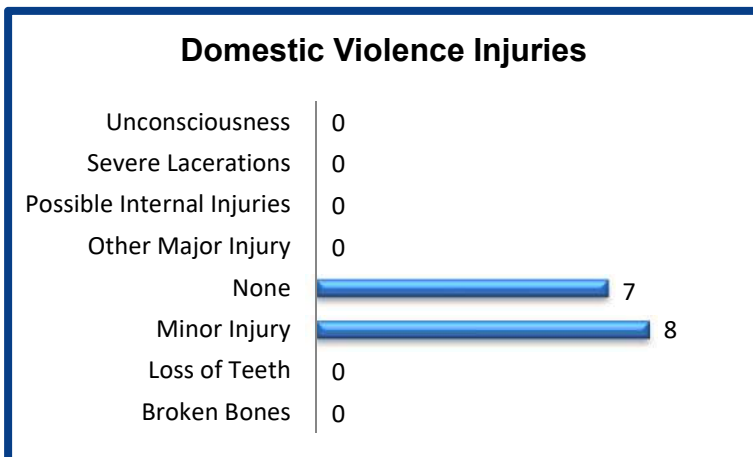
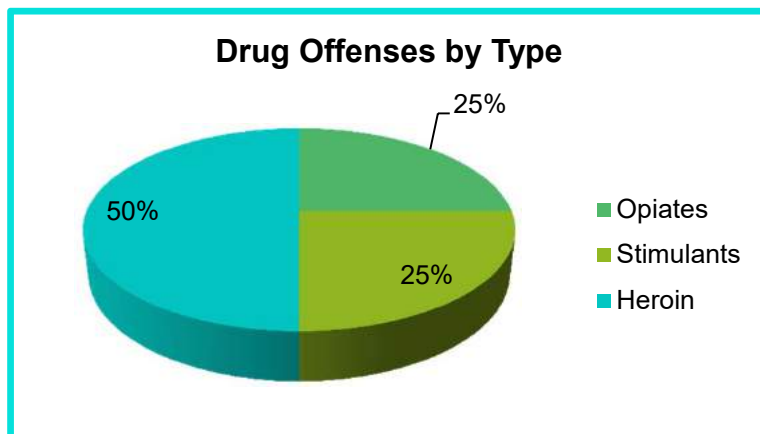
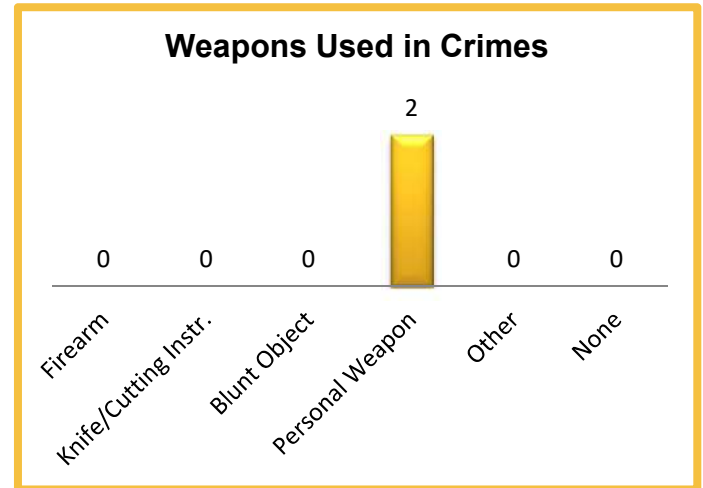
## 2017 Washington NIBRS Submission Agencies

Brier PD

Continued

### 2017 Group B Arrests

| Offense               | Adult    | Juvenile |
|-----------------------|----------|----------|
| Bad Checks            | 0        | 0        |
| Curfew/Vagrancy       | 0        | 0        |
| Disorderly Conduct    | 2        | 0        |
| Drunkenness           | 0        | 0        |
| DUI                   | 0        | 0        |
| Family Offenses       | 0        | 0        |
| Liquor Law Violations | 0        | 0        |
| Peeping Tom           | 0        | 0        |
| Trespass              | 0        | 1        |
| All Other Offenses    | 7        | 1        |
| <b>Total</b>          | <b>9</b> | <b>2</b> |



### 2017 Property Values by Type

| Type                 | Value            |
|----------------------|------------------|
| Seized               | \$1              |
| Burned               | \$0              |
| Counterfeited/Forged | \$0              |
| Destroyed/Damaged    | \$7,770          |
| Recovered            | \$1,025          |
| Stolen               | \$108,786        |
| <b>Total</b>         | <b>\$117,582</b> |

## 2017 Washington NIBRS Submission Agencies

**Darrington PD**

Snohomish County

Population: 1,400  
Months Reported: 12

### Offense Overview

Offense Total 118  
# of Cleared Offense 66  
Percent Cleared 55.9%

### Group A Arrest Overview

Arrest Total 58  
Adult Arrest Total 45  
Juvenile Arrest Total 13

| Group A Offenses                 | Reported 2016 | Reported 2017 | % of Change  | Crime Rate per 1,000 | Total Arrests | DV Offense Totals |
|----------------------------------|---------------|---------------|--------------|----------------------|---------------|-------------------|
| Murder                           | 0             | 0             |              | 0.0                  | 0             | 0                 |
| Manslaughter                     | 0             | 0             |              | 0.0                  | 0             | 0                 |
| Rape                             | 4             | 4             | 0.0%         | 2.9                  | 1             | 2                 |
| Sodomy                           | 0             | 0             |              | 0.0                  | 0             | 0                 |
| Sexual Assault w/Object          | 0             | 0             |              | 0.0                  | 0             | 0                 |
| Fondling                         | 0             | 0             |              | 0.0                  | 0             | 0                 |
| Aggravated Assault               | 3             | 7             | 133.3%       | 5.0                  | 4             | 2                 |
| Simple Assault                   | 12            | 29            | 141.7%       | 20.7                 | 25            | 25                |
| Intimidation                     | 3             | 1             | -66.7%       | 0.7                  | 1             | 0                 |
| Kidnapping                       | 0             | 1             |              | 0.7                  | 1             | 1                 |
| Incest                           | 0             | 0             |              | 0.0                  | 0             | 0                 |
| Statutory Rape                   | 0             | 0             |              | 0.0                  | 0             | 0                 |
| Human Trafficking Offenses       | 0             | 0             |              | 0.0                  | 0             | 0                 |
| Violation of No Contact/Protect. | 0             | 8             |              | 5.7                  | 5             | 8                 |
| Robbery                          | 0             | 0             |              | 0.0                  | 0             | 0                 |
| Burglary                         | 14            | 17            | 21.4%        | 12.1                 | 6             | 1                 |
| Larceny-Theft Offenses           | 24            | 21            | -12.5%       | 15.0                 | 6             | 0                 |
| Motor Vehicle Theft              | 6             | 4             | -33.3%       | 2.9                  | 2             | 1                 |
| Arson                            | 0             | 0             |              | 0.0                  | 0             | 0                 |
| Destruction of Property          | 9             | 17            | 88.9%        | 12.1                 | 3             | 0                 |
| Counterfeiting/Forgery           | 2             | 0             | -100.0%      | 0.0                  | 0             | 0                 |
| Fraud Offenses                   | 1             | 2             | 100.0%       | 1.4                  | 0             | 0                 |
| Embezzlement                     | 0             | 0             |              | 0.0                  | 0             | 0                 |
| Extortion/Blackmail              | 0             | 0             |              | 0.0                  | 0             | 0                 |
| Bribery                          | 0             | 0             |              | 0.0                  | 0             | 0                 |
| Stolen Property Offenses         | 1             | 2             | 100.0%       | 1.4                  | 1             | 0                 |
| Animal Cruelty                   | 0             | 0             |              | 0.0                  | 0             | 0                 |
| Drug/Narcotic Violations         | 5             | 3             | -40.0%       | 2.1                  | 2             | 0                 |
| Drug Equipment Violations        | 3             | 0             | -100.0%      | 0.0                  | 0             | 0                 |
| Gambling Offenses                | 0             | 0             |              | 0.0                  | 0             | 0                 |
| Pornography                      | 0             | 1             |              | 0.7                  | 0             | 0                 |
| Prostitution Offenses            | 0             | 0             |              | 0.0                  | 0             | 0                 |
| Weapon Law Violations            | 0             | 1             |              | 0.7                  | 1             | 0                 |
| <b>Grand Total</b>               | <b>87</b>     | <b>118</b>    | <b>35.6%</b> | <b>84.3</b>          | <b>58</b>     | <b>40</b>         |


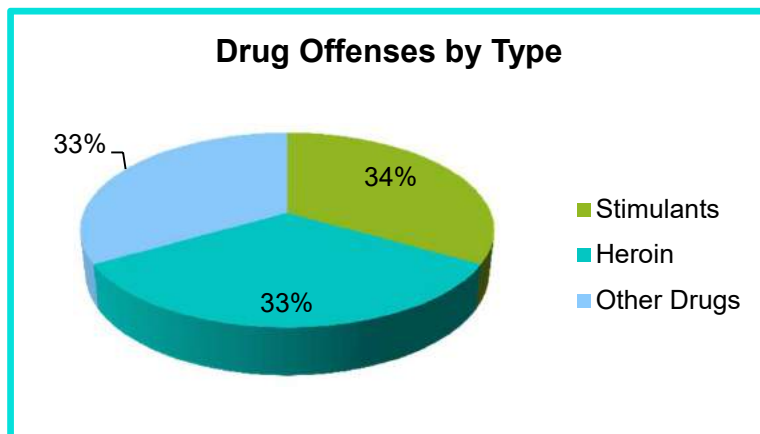
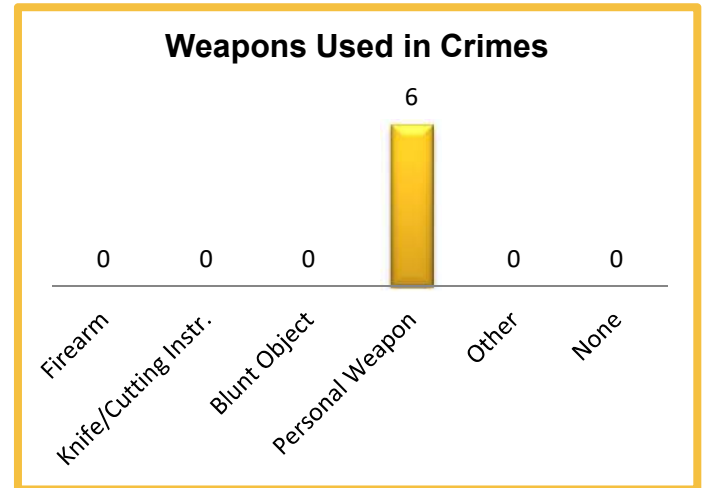
## 2017 Washington NIBRS Submission Agencies

Darrington PD

Continued

### 2017 Group B Arrests

| Offense               | Adult     | Juvenile |
|-----------------------|-----------|----------|
| Bad Checks            | 0         | 0        |
| Curfew/Vagrancy       | 0         | 0        |
| Disorderly Conduct    | 1         | 0        |
| Drunkenness           | 0         | 0        |
| DUI                   | 1         | 0        |
| Family Offenses       | 0         | 0        |
| Liquor Law Violations | 0         | 0        |
| Peeping Tom           | 0         | 0        |
| Trespass              | 0         | 0        |
| All Other Offenses    | 8         | 0        |
| <b>Total</b>          | <b>10</b> | <b>0</b> |



### 2017 Property Values by Type

| Type                 | Value            |
|----------------------|------------------|
| Seized               | \$0              |
| Burned               | \$0              |
| Counterfeited/Forged | \$0              |
| Destroyed/Damaged    | \$109,709        |
| Recovered            | \$11,088         |
| Stolen               | \$96,791         |
| <b>Total</b>         | <b>\$217,588</b> |

## 2017 Washington NIBRS Submission Agencies

**Edmonds PD**

Snohomish County

Population: 41,260  
Months Reported: 12

### Offense Overview

Offense Total 2,419  
# of Cleared Offense 856  
Percent Cleared 35.4%

### Group A Arrest Overview

Arrest Total 613  
Adult Arrest Total 565  
Juvenile Arrest Total 48

| Group A Offenses                 | Reported 2016 | Reported 2017 | % of Change  | Crime Rate per 1,000 | Total Arrests | DV Offense Totals |
|----------------------------------|---------------|---------------|--------------|----------------------|---------------|-------------------|
| Murder                           | 1             | 0             | -100.0%      | 0.0                  | 0             | 0                 |
| Manslaughter                     | 0             | 0             |              | 0.0                  | 0             | 0                 |
| Rape                             | 13            | 8             | -38.5%       | 0.2                  | 1             | 5                 |
| Sodomy                           | 3             | 0             | -100.0%      | 0.0                  | 0             | 0                 |
| Sexual Assault w/Object          | 0             | 0             |              | 0.0                  | 0             | 0                 |
| Fondling                         | 2             | 7             | 250.0%       | 0.2                  | 2             | 4                 |
| Aggravated Assault               | 44            | 40            | -9.1%        | 1.0                  | 20            | 9                 |
| Simple Assault                   | 153           | 146           | -4.6%        | 3.5                  | 100           | 100               |
| Intimidation                     | 45            | 46            | 2.2%         | 1.1                  | 15            | 15                |
| Kidnapping                       | 2             | 3             | 50.0%        | 0.1                  | 0             | 0                 |
| Incest                           | 2             | 1             | -50.0%       | 0.0                  | 0             | 1                 |
| Statutory Rape                   | 0             | 1             |              | 0.0                  | 0             | 1                 |
| Human Trafficking Offenses       | 0             | 0             |              | 0.0                  | 0             | 0                 |
| Violation of No Contact/Protect. | 58            | 65            | 12.1%        | 1.6                  | 50            | 60                |
| Robbery                          | 13            | 25            | 92.3%        | 0.6                  | 6             | 2                 |
| Burglary                         | 172           | 198           | 15.1%        | 4.8                  | 22            | 3                 |
| Larceny-Theft Offenses           | 938           | 667           | -28.9%       | 16.2                 | 147           | 15                |
| Motor Vehicle Theft              | 94            | 78            | -17.0%       | 1.9                  | 7             | 1                 |
| Arson                            | 4             | 7             | 75.0%        | 0.2                  | 3             | 2                 |
| Destruction of Property          | 362           | 348           | -3.9%        | 8.4                  | 22            | 0                 |
| Counterfeiting/Forgery           | 65            | 49            | -24.6%       | 1.2                  | 2             | 0                 |
| Fraud Offenses                   | 252           | 286           | 13.5%        | 6.9                  | 17            | 0                 |
| Embezzlement                     | 2             | 5             | 150.0%       | 0.1                  | 0             | 0                 |
| Extortion/Blackmail              | 1             | 3             | 200.0%       | 0.1                  | 1             | 0                 |
| Bribery                          | 0             | 0             |              | 0.0                  | 0             | 0                 |
| Stolen Property Offenses         | 44            | 44            | 0.0%         | 1.1                  | 31            | 0                 |
| Animal Cruelty                   | 5             | 5             | 0.0%         | 0.1                  | 2             | 0                 |
| Drug/Narcotic Violations         | 172           | 168           | -2.3%        | 4.1                  | 106           | 0                 |
| Drug Equipment Violations        | 206           | 193           | -6.3%        | 4.7                  | 42            | 0                 |
| Gambling Offenses                | 0             | 0             |              | 0.0                  | 0             | 0                 |
| Pornography                      | 5             | 0             | -100.0%      | 0.0                  | 0             | 0                 |
| Prostitution Offenses            | 6             | 3             | -50.0%       | 0.1                  | 3             | 0                 |
| Weapon Law Violations            | 17            | 23            | 35.3%        | 0.6                  | 14            | 0                 |
| <b>Grand Total</b>               | <b>2,681</b>  | <b>2,419</b>  | <b>-9.8%</b> | <b>58.6</b>          | <b>613</b>    | <b>218</b>        |

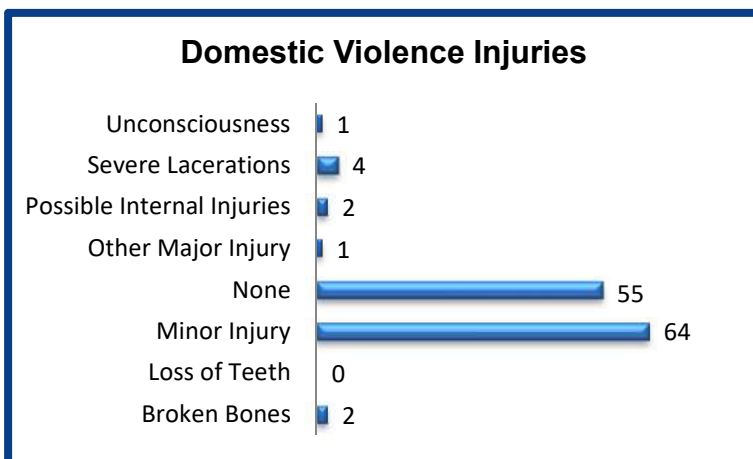
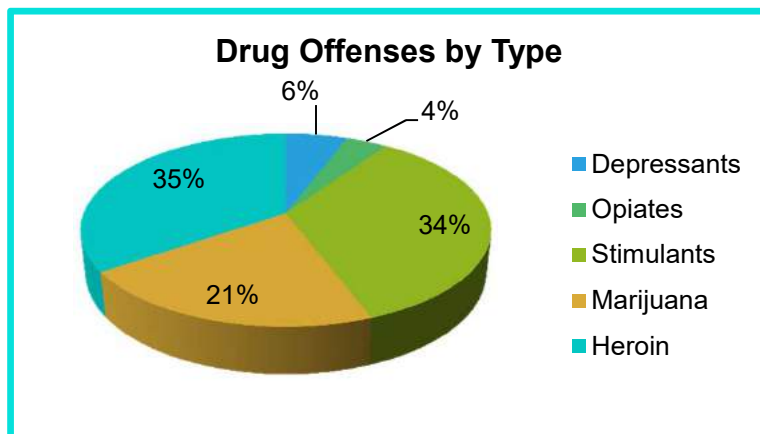
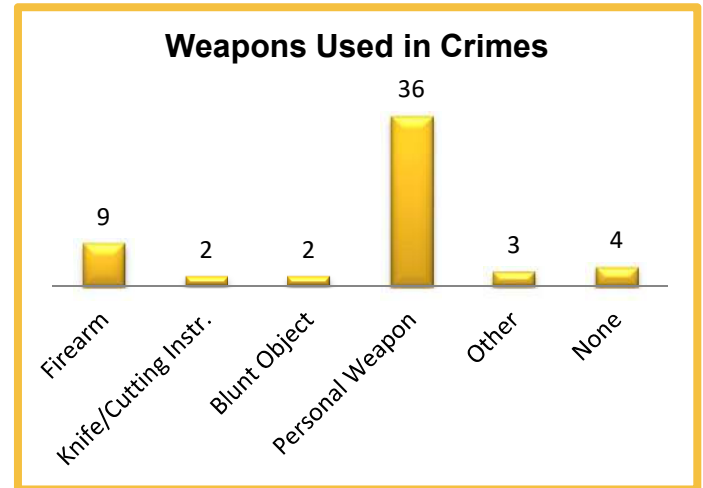
## 2017 Washington NIBRS Submission Agencies

Edmonds PD

Continued

### 2017 Group B Arrests

| Offense               | Adult      | Juvenile  |
|-----------------------|------------|-----------|
| Bad Checks            | 1          | 0         |
| Curfew/Vagrancy       | 0          | 0         |
| Disorderly Conduct    | 2          | 0         |
| Drunkenness           | 0          | 0         |
| DUI                   | 86         | 3         |
| Family Offenses       | 1          | 0         |
| Liquor Law Violations | 13         | 9         |
| Peeping Tom           | 0          | 0         |
| Trespass              | 36         | 2         |
| All Other Offenses    | 168        | 3         |
| <b>Total</b>          | <b>307</b> | <b>17</b> |



### 2017 Property Values by Type

| Type                 | Value              |
|----------------------|--------------------|
| Seized               | \$8,034            |
| Burned               | \$1,368,751        |
| Counterfeited/Forged | \$46,510           |
| Destroyed/Damaged    | \$155,415          |
| Recovered            | \$387,803          |
| Stolen               | \$1,869,600        |
| <b>Total</b>         | <b>\$3,836,113</b> |

## 2017 Washington NIBRS Submission Agencies

**Everett PD**

Snohomish County

Population: 109,800  
Months Reported: 12

**Offense Overview**

Offense Total 12,088  
# of Cleared Offense 3,355  
Percent Cleared 27.8%

**Group A Arrest Overview**

Arrest Total 2,567  
Adult Arrest Total 2,404  
Juvenile Arrest Total 163

| Group A Offenses                 | Reported 2016 | Reported 2017 | % of Change  | Crime Rate per 1,000 | Total Arrests | DV Offense Totals |
|----------------------------------|---------------|---------------|--------------|----------------------|---------------|-------------------|
| Murder                           | 1             | 5             | 400.0%       | 0.0                  | 3             | 1                 |
| Manslaughter                     | 1             | 0             | -100.0%      | 0.0                  | 0             | 0                 |
| Rape                             | 59            | 44            | -25.4%       | 0.4                  | 6             | 9                 |
| Sodomy                           | 6             | 7             | 16.7%        | 0.1                  | 0             | 4                 |
| Sexual Assault w/Object          | 0             | 0             |              | 0.0                  | 0             | 0                 |
| Fondling                         | 33            | 24            | -27.3%       | 0.2                  | 0             | 11                |
| Aggravated Assault               | 279           | 321           | 15.1%        | 2.9                  | 131           | 59                |
| Simple Assault                   | 943           | 886           | -6.0%        | 8.1                  | 488           | 556               |
| Intimidation                     | 232           | 178           | -23.3%       | 1.6                  | 60            | 54                |
| Kidnapping                       | 16            | 15            | -6.3%        | 0.1                  | 7             | 12                |
| Incest                           | 6             | 6             | 0.0%         | 0.1                  | 1             | 5                 |
| Statutory Rape                   | 5             | 3             | -40.0%       | 0.0                  | 0             | 2                 |
| Human Trafficking Offenses       | 0             | 0             |              | 0.0                  | 0             | 0                 |
| Violation of No Contact/Protect. | 449           | 373           | -16.9%       | 3.4                  | 196           | 348               |
| Robbery                          | 149           | 132           | -11.4%       | 1.2                  | 48            | 2                 |
| Burglary                         | 973           | 886           | -8.9%        | 8.1                  | 101           | 19                |
| Larceny-Theft Offenses           | 4,095         | 3,883         | -5.2%        | 35.4                 | 392           | 71                |
| Motor Vehicle Theft              | 994           | 957           | -3.7%        | 8.7                  | 32            | 16                |
| Arson                            | 24            | 13            | -45.8%       | 0.1                  | 2             | 1                 |
| Destruction of Property          | 1,801         | 1,735         | -3.7%        | 15.8                 | 89            | 0                 |
| Counterfeiting/Forgery           | 228           | 223           | -2.2%        | 2.0                  | 19            | 0                 |
| Fraud Offenses                   | 572           | 508           | -11.2%       | 4.6                  | 42            | 0                 |
| Embezzlement                     | 14            | 14            | 0.0%         | 0.1                  | 4             | 0                 |
| Extortion/Blackmail              | 4             | 9             | 125.0%       | 0.1                  | 0             | 0                 |
| Bribery                          | 1             | 0             | -100.0%      | 0.0                  | 0             | 0                 |
| Stolen Property Offenses         | 224           | 215           | -4.0%        | 2.0                  | 108           | 0                 |
| Animal Cruelty                   | 3             | 3             | 0.0%         | 0.0                  | 1             | 0                 |
| Drug/Narcotic Violations         | 549           | 642           | 16.9%        | 5.8                  | 356           | 0                 |
| Drug Equipment Violations        | 779           | 868           | 11.4%        | 7.9                  | 438           | 0                 |
| Gambling Offenses                | 0             | 0             |              | 0.0                  | 0             | 0                 |
| Pornography                      | 9             | 7             | -22.2%       | 0.1                  | 0             | 0                 |
| Prostitution Offenses            | 10            | 3             | -70.0%       | 0.0                  | 0             | 0                 |
| Weapon Law Violations            | 142           | 128           | -9.9%        | 1.2                  | 43            | 0                 |
| <b>Grand Total</b>               | <b>12,601</b> | <b>12,088</b> | <b>-4.1%</b> | <b>110.1</b>         | <b>2,567</b>  | <b>1,170</b>      |

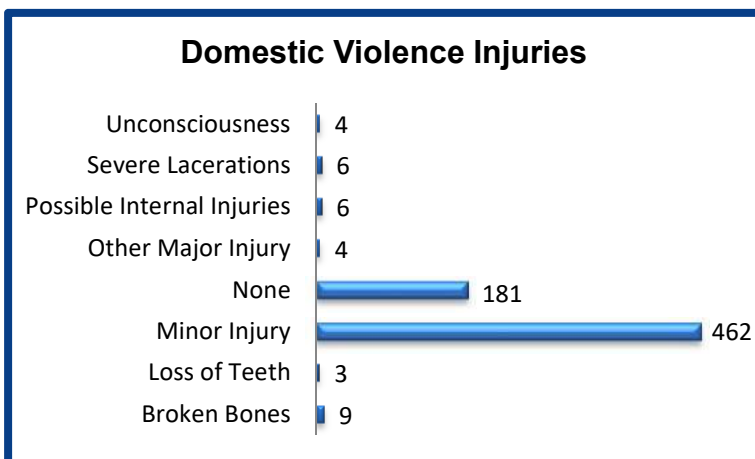
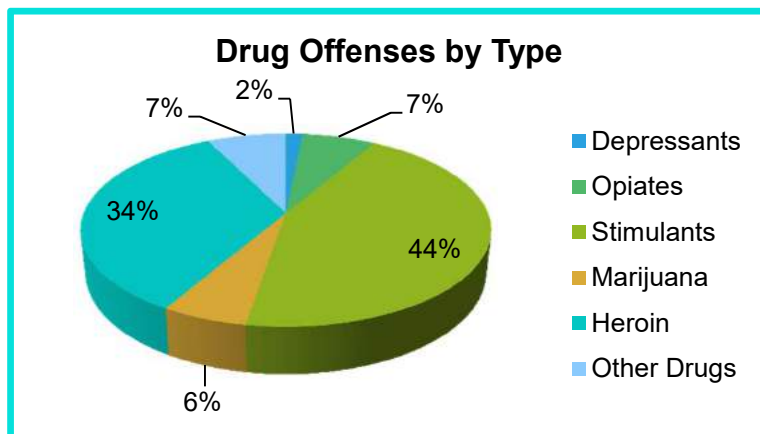
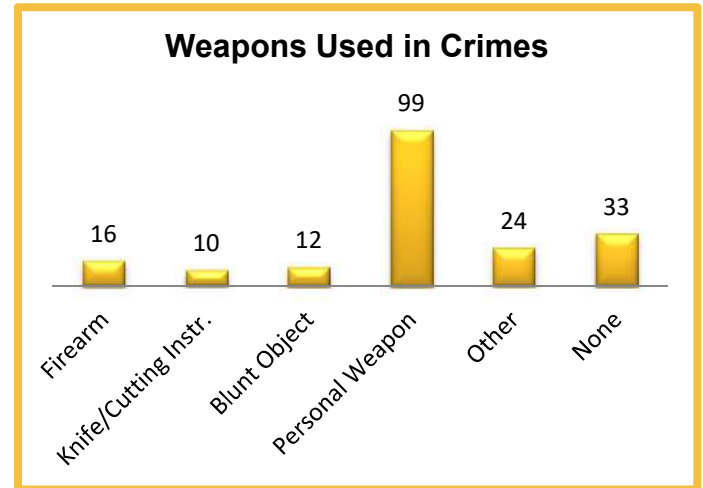
## 2017 Washington NIBRS Submission Agencies

Everett PD

Continued

### 2017 Group B Arrests

| Offense               | Adult        | Juvenile  |
|-----------------------|--------------|-----------|
| Bad Checks            | 0            | 0         |
| Curfew/Vagrancy       | 16           | 0         |
| Disorderly Conduct    | 9            | 3         |
| Drunkenness           | 0            | 0         |
| DUI                   | 147          | 0         |
| Family Offenses       | 4            | 0         |
| Liquor Law Violations | 14           | 2         |
| Peeping Tom           | 0            | 0         |
| Trespass              | 325          | 11        |
| All Other Offenses    | 856          | 10        |
| <b>Total</b>          | <b>1,371</b> | <b>26</b> |



### 2017 Property Values by Type

| Type                 | Value               |
|----------------------|---------------------|
| Seized               | \$20,518            |
| Burned               | \$80,161            |
| Counterfeited/Forged | \$272,776           |
| Destroyed/Damaged    | \$1,223,958         |
| Recovered            | \$3,452,635         |
| Stolen               | \$9,643,961         |
| <b>Total</b>         | <b>\$14,694,009</b> |

## 2017 Washington NIBRS Submission Agencies

**Gold Bar PD**

Snohomish County

Population: 2,125  
Months Reported: 12

### Offense Overview

Offense Total 112  
# of Cleared Offense 38  
Percent Cleared 33.9%

### Group A Arrest Overview

Arrest Total 35  
Adult Arrest Total 33  
Juvenile Arrest Total 2

| Group A Offenses                 | Reported 2016 | Reported 2017 | % of Change  | Crime Rate per 1,000 | Total Arrests | DV Offense Totals |
|----------------------------------|---------------|---------------|--------------|----------------------|---------------|-------------------|
| Murder                           | 0             | 0             |              | 0.0                  | 0             | 0                 |
| Manslaughter                     | 0             | 0             |              | 0.0                  | 0             | 0                 |
| Rape                             | 0             | 1             |              | 0.5                  | 0             | 0                 |
| Sodomy                           | 0             | 0             |              | 0.0                  | 0             | 0                 |
| Sexual Assault w/Object          | 0             | 0             |              | 0.0                  | 0             | 0                 |
| Fondling                         | 1             | 1             | 0.0%         | 0.5                  | 0             | 0                 |
| Aggravated Assault               | 0             | 5             |              | 2.4                  | 3             | 3                 |
| Simple Assault                   | 28            | 14            | -50.0%       | 6.6                  | 14            | 10                |
| Intimidation                     | 6             | 3             | -50.0%       | 1.4                  | 0             | 0                 |
| Kidnapping                       | 0             | 0             |              | 0.0                  | 0             | 0                 |
| Incest                           | 0             | 0             |              | 0.0                  | 0             | 0                 |
| Statutory Rape                   | 1             | 0             | -100.0%      | 0.0                  | 0             | 0                 |
| Human Trafficking Offenses       | 0             | 0             |              | 0.0                  | 0             | 0                 |
| Violation of No Contact/Protect. | 8             | 8             | 0.0%         | 3.8                  | 8             | 8                 |
| Robbery                          | 1             | 1             | 0.0%         | 0.5                  | 1             | 0                 |
| Burglary                         | 7             | 21            | 200.0%       | 9.9                  | 1             | 0                 |
| Larceny-Theft Offenses           | 14            | 26            | 85.7%        | 12.2                 | 2             | 0                 |
| Motor Vehicle Theft              | 5             | 4             | -20.0%       | 1.9                  | 1             | 0                 |
| Arson                            | 0             | 0             |              | 0.0                  | 0             | 0                 |
| Destruction of Property          | 19            | 9             | -52.6%       | 4.2                  | 0             | 0                 |
| Counterfeiting/Forgery           | 1             | 6             | 500.0%       | 2.8                  | 0             | 0                 |
| Fraud Offenses                   | 1             | 4             | 300.0%       | 1.9                  | 0             | 0                 |
| Embezzlement                     | 0             | 0             |              | 0.0                  | 0             | 0                 |
| Extortion/Blackmail              | 0             | 0             |              | 0.0                  | 0             | 0                 |
| Bribery                          | 0             | 0             |              | 0.0                  | 0             | 0                 |
| Stolen Property Offenses         | 5             | 2             | -60.0%       | 0.9                  | 1             | 0                 |
| Animal Cruelty                   | 0             | 2             |              | 0.9                  | 0             | 0                 |
| Drug/Narcotic Violations         | 2             | 3             | 50.0%        | 1.4                  | 3             | 0                 |
| Drug Equipment Violations        | 1             | 2             | 100.0%       | 0.9                  | 1             | 0                 |
| Gambling Offenses                | 0             | 0             |              | 0.0                  | 0             | 0                 |
| Pornography                      | 0             | 0             |              | 0.0                  | 0             | 0                 |
| Prostitution Offenses            | 0             | 0             |              | 0.0                  | 0             | 0                 |
| Weapon Law Violations            | 1             | 0             | -100.0%      | 0.0                  | 0             | 0                 |
| <b>Grand Total</b>               | <b>101</b>    | <b>112</b>    | <b>10.9%</b> | <b>52.7</b>          | <b>35</b>     | <b>21</b>         |

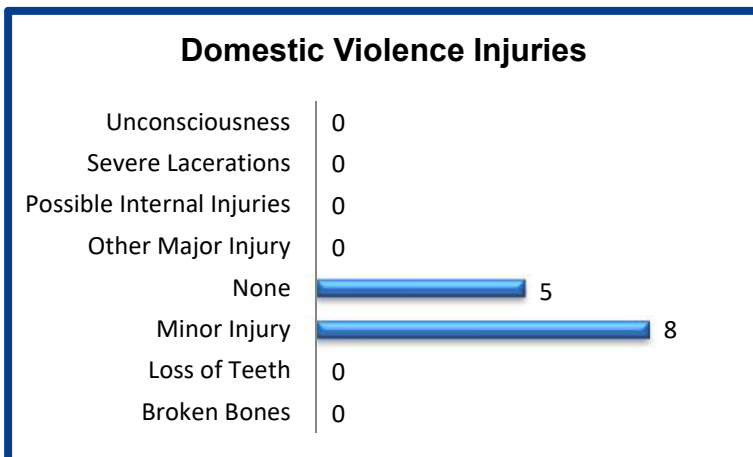
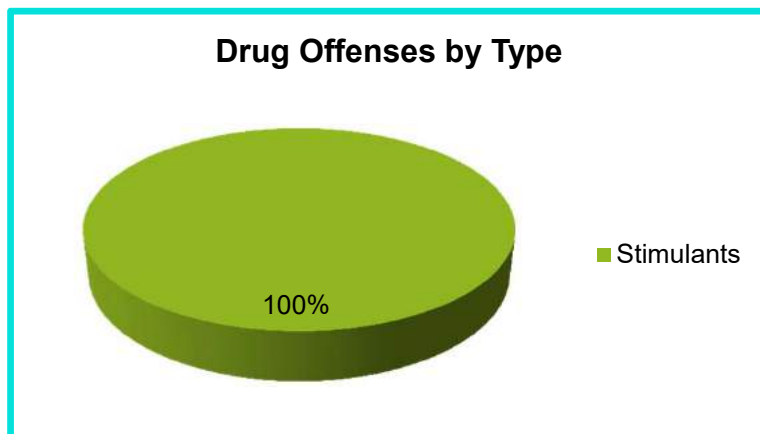
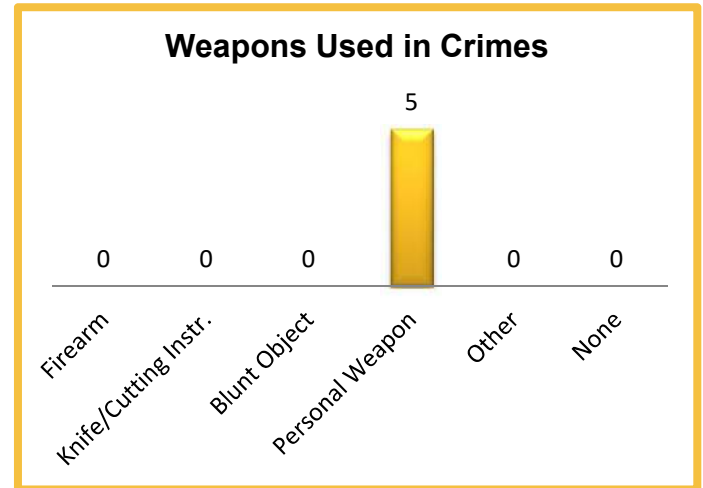
## 2017 Washington NIBRS Submission Agencies

Gold Bar PD

Continued

### 2017 Group B Arrests

| Offense               | Adult     | Juvenile |
|-----------------------|-----------|----------|
| Bad Checks            | 0         | 0        |
| Curfew/Vagrancy       | 0         | 0        |
| Disorderly Conduct    | 0         | 0        |
| Drunkenness           | 0         | 0        |
| DUI                   | 3         | 1        |
| Family Offenses       | 0         | 0        |
| Liquor Law Violations | 0         | 0        |
| Peeping Tom           | 0         | 0        |
| Trespass              | 3         | 0        |
| All Other Offenses    | 8         | 0        |
| <b>Total</b>          | <b>14</b> | <b>1</b> |



### 2017 Property Values by Type

| Type                 | Value           |
|----------------------|-----------------|
| Seized               | \$4             |
| Burned               | \$0             |
| Counterfeited/Forged | \$4,887         |
| Destroyed/Damaged    | \$10,951        |
| Recovered            | \$5,901         |
| Stolen               | \$63,544        |
| <b>Total</b>         | <b>\$85,287</b> |

## 2017 Washington NIBRS Submission Agencies

**Granite Falls PD**

Snohomish County

Population: 3,485  
Months Reported: 12

**Offense Overview**

Offense Total 218  
# of Cleared Offense 87  
Percent Cleared 39.9%

**Group A Arrest Overview**

Arrest Total 78  
Adult Arrest Total 66  
Juvenile Arrest Total 12

| Group A Offenses                 | Reported 2016 | Reported 2017 | % of Change  | Crime Rate per 1,000 | Total Arrests | DV Offense Totals |
|----------------------------------|---------------|---------------|--------------|----------------------|---------------|-------------------|
| Murder                           | 0             | 0             |              | 0.0                  | 0             | 0                 |
| Manslaughter                     | 0             | 0             |              | 0.0                  | 0             | 0                 |
| Rape                             | 1             | 0             | -100.0%      | 0.0                  | 0             | 0                 |
| Sodomy                           | 0             | 0             |              | 0.0                  | 0             | 0                 |
| Sexual Assault w/Object          | 0             | 0             |              | 0.0                  | 0             | 0                 |
| Fondling                         | 1             | 2             | 100.0%       | 0.6                  | 0             | 0                 |
| Aggravated Assault               | 9             | 5             | -44.4%       | 1.4                  | 4             | 2                 |
| Simple Assault                   | 27            | 38            | 40.7%        | 10.9                 | 33            | 25                |
| Intimidation                     | 7             | 3             | -57.1%       | 0.9                  | 2             | 2                 |
| Kidnapping                       | 0             | 0             |              | 0.0                  | 0             | 0                 |
| Incest                           | 0             | 0             |              | 0.0                  | 0             | 0                 |
| Statutory Rape                   | 1             | 1             | 0.0%         | 0.3                  | 0             | 0                 |
| Human Trafficking Offenses       | 0             | 0             |              | 0.0                  | 0             | 0                 |
| Violation of No Contact/Protect. | 6             | 9             | 50.0%        | 2.6                  | 8             | 9                 |
| Robbery                          | 2             | 2             | 0.0%         | 0.6                  | 2             | 0                 |
| Burglary                         | 18            | 27            | 50.0%        | 7.7                  | 7             | 2                 |
| Larceny-Theft Offenses           | 44            | 46            | 4.5%         | 13.2                 | 3             | 2                 |
| Motor Vehicle Theft              | 17            | 19            | 11.8%        | 5.5                  | 1             | 1                 |
| Arson                            | 0             | 0             |              | 0.0                  | 0             | 0                 |
| Destruction of Property          | 24            | 36            | 50.0%        | 10.3                 | 3             | 0                 |
| Counterfeiting/Forgery           | 3             | 0             | -100.0%      | 0.0                  | 0             | 0                 |
| Fraud Offenses                   | 1             | 3             | 200.0%       | 0.9                  | 1             | 0                 |
| Embezzlement                     | 0             | 0             |              | 0.0                  | 0             | 0                 |
| Extortion/Blackmail              | 0             | 0             |              | 0.0                  | 0             | 0                 |
| Bribery                          | 0             | 0             |              | 0.0                  | 0             | 0                 |
| Stolen Property Offenses         | 1             | 2             | 100.0%       | 0.6                  | 1             | 0                 |
| Animal Cruelty                   | 0             | 1             |              | 0.3                  | 0             | 0                 |
| Drug/Narcotic Violations         | 9             | 11            | 22.2%        | 3.2                  | 7             | 0                 |
| Drug Equipment Violations        | 8             | 9             | 12.5%        | 2.6                  | 5             | 0                 |
| Gambling Offenses                | 0             | 0             |              | 0.0                  | 0             | 0                 |
| Pornography                      | 0             | 0             |              | 0.0                  | 0             | 0                 |
| Prostitution Offenses            | 0             | 0             |              | 0.0                  | 0             | 0                 |
| Weapon Law Violations            | 1             | 4             | 300.0%       | 1.1                  | 1             | 0                 |
| <b>Grand Total</b>               | <b>180</b>    | <b>218</b>    | <b>21.1%</b> | <b>62.6</b>          | <b>78</b>     | <b>43</b>         |

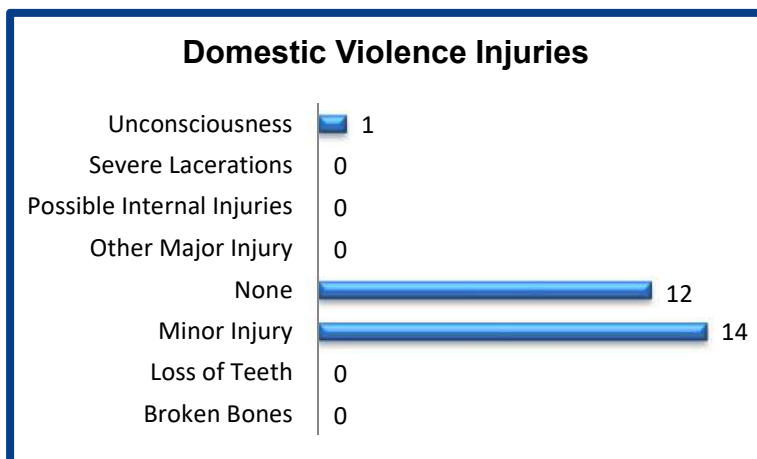
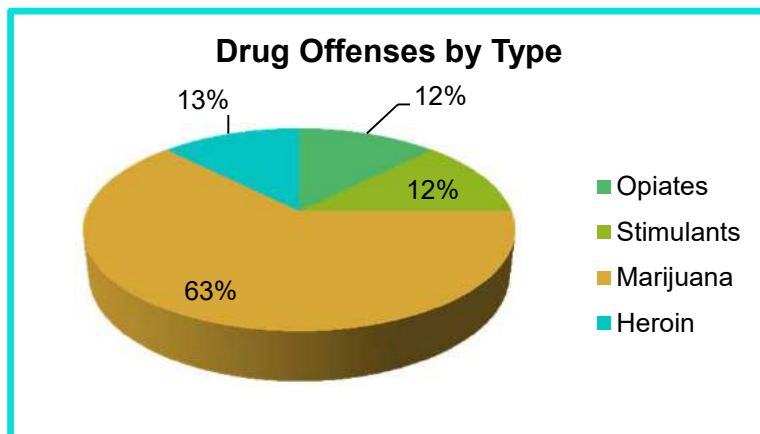
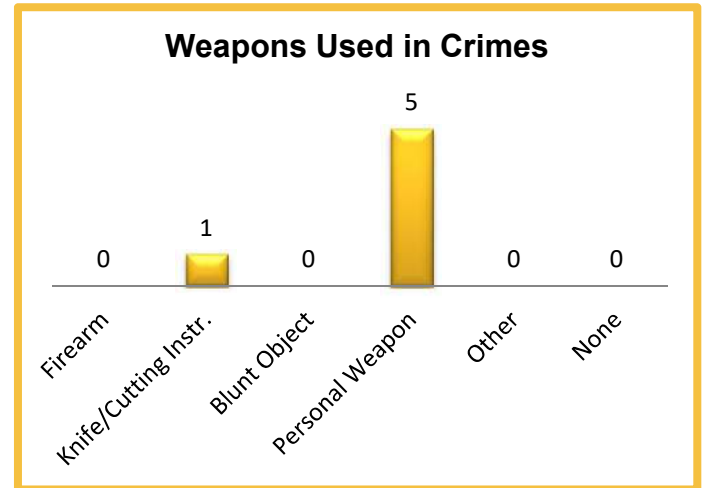
## 2017 Washington NIBRS Submission Agencies

Granite Falls PD

Continued

### 2017 Group B Arrests

| Offense               | Adult     | Juvenile |
|-----------------------|-----------|----------|
| Bad Checks            | 0         | 0        |
| Curfew/Vagrancy       | 0         | 0        |
| Disorderly Conduct    | 2         | 0        |
| Drunkenness           | 0         | 0        |
| DUI                   | 17        | 0        |
| Family Offenses       | 0         | 0        |
| Liquor Law Violations | 0         | 0        |
| Peeping Tom           | 0         | 0        |
| Trespass              | 4         | 0        |
| All Other Offenses    | 6         | 2        |
| <b>Total</b>          | <b>29</b> | <b>2</b> |



### 2017 Property Values by Type

| Type                 | Value            |
|----------------------|------------------|
| Seized               | \$30             |
| Burned               | \$0              |
| Counterfeited/Forged | \$0              |
| Destroyed/Damaged    | \$16,917         |
| Recovered            | \$30,586         |
| Stolen               | \$76,193         |
| <b>Total</b>         | <b>\$123,726</b> |

## 2017 Washington NIBRS Submission Agencies

**Index PD**

Snohomish County

Population: 175  
Months Reported: 11

**Offense Overview**

Offense Total 5  
# of Cleared Offense 2  
Percent Cleared 40.0%

**Group A Arrest Overview**

Arrest Total 2  
Adult Arrest Total 2  
Juvenile Arrest Total 0

| Group A Offenses                 | Reported 2016 | Reported 2017 | % of Change* | Crime Rate per 1,000 | Total Arrests | DV Offense Totals |
|----------------------------------|---------------|---------------|--------------|----------------------|---------------|-------------------|
| Murder                           | 0             | 0             |              | 0.0                  | 0             | 0                 |
| Manslaughter                     | 0             | 0             |              | 0.0                  | 0             | 0                 |
| Rape                             | 0             | 0             |              | 0.0                  | 0             | 0                 |
| Sodomy                           | 0             | 0             |              | 0.0                  | 0             | 0                 |
| Sexual Assault w/Object          | 0             | 0             |              | 0.0                  | 0             | 0                 |
| Fondling                         | 0             | 0             |              | 0.0                  | 0             | 0                 |
| Aggravated Assault               | 1             | 0             |              | 0.0                  | 0             | 0                 |
| Simple Assault                   | 0             | 1             |              | 5.7                  | 1             | 1                 |
| Intimidation                     | 0             | 0             |              | 0.0                  | 0             | 0                 |
| Kidnapping                       | 0             | 0             |              | 0.0                  | 0             | 0                 |
| Incest                           | 0             | 0             |              | 0.0                  | 0             | 0                 |
| Statutory Rape                   | 0             | 0             |              | 0.0                  | 0             | 0                 |
| Human Trafficking Offenses       | 0             | 0             |              | 0.0                  | 0             | 0                 |
| Violation of No Contact/Protect. | 0             | 0             |              | 0.0                  | 0             | 0                 |
| Robbery                          | 0             | 0             |              | 0.0                  | 0             | 0                 |
| Burglary                         | 0             | 1             |              | 5.7                  | 0             | 0                 |
| Larceny-Theft Offenses           | 2             | 2             |              | 11.4                 | 0             | 0                 |
| Motor Vehicle Theft              | 4             | 0             |              | 0.0                  | 0             | 0                 |
| Arson                            | 0             | 0             |              | 0.0                  | 0             | 0                 |
| Destruction of Property          | 1             | 1             |              | 5.7                  | 1             | 0                 |
| Counterfeiting/Forgery           | 0             | 0             |              | 0.0                  | 0             | 0                 |
| Fraud Offenses                   | 0             | 0             |              | 0.0                  | 0             | 0                 |
| Embezzlement                     | 0             | 0             |              | 0.0                  | 0             | 0                 |
| Extortion/Blackmail              | 0             | 0             |              | 0.0                  | 0             | 0                 |
| Bribery                          | 0             | 0             |              | 0.0                  | 0             | 0                 |
| Stolen Property Offenses         | 0             | 0             |              | 0.0                  | 0             | 0                 |
| Animal Cruelty                   | 0             | 0             |              | 0.0                  | 0             | 0                 |
| Drug/Narcotic Violations         | 0             | 0             |              | 0.0                  | 0             | 0                 |
| Drug Equipment Violations        | 0             | 0             |              | 0.0                  | 0             | 0                 |
| Gambling Offenses                | 0             | 0             |              | 0.0                  | 0             | 0                 |
| Pornography                      | 0             | 0             |              | 0.0                  | 0             | 0                 |
| Prostitution Offenses            | 0             | 0             |              | 0.0                  | 0             | 0                 |
| Weapon Law Violations            | 0             | 0             |              | 0.0                  | 0             | 0                 |
| <b>Grand Total</b>               | <b>8</b>      | <b>5</b>      |              | <b>28.6</b>          | <b>2</b>      | <b>1</b>          |

\* Please see #10 in the NIBRS Individual Agency Page Table Legend on page 80

## 2017 Washington NIBRS Submission Agencies

Index PD

Continued

### 2017 Group B Arrests

| Offense               | Adult    | Juvenile |
|-----------------------|----------|----------|
| Bad Checks            | 0        | 0        |
| Curfew/Vagrancy       | 0        | 0        |
| Disorderly Conduct    | 0        | 0        |
| Drunkenness           | 0        | 0        |
| DUI                   | 0        | 0        |
| Family Offenses       | 0        | 0        |
| Liquor Law Violations | 0        | 0        |
| Peeping Tom           | 0        | 0        |
| Trespass              | 0        | 0        |
| All Other Offenses    | 0        | 0        |
| <b>Total</b>          | <b>0</b> | <b>0</b> |

### Weapons Used in Crimes

**No Weapons  
Reported**

### Drug Offenses by Type

**No Drug Offenses by Type  
Reported**

### Relationship of Victim to Offender

|                |   |
|----------------|---|
| Other          | 0 |
| Not Known      | 0 |
| Outside Family | 1 |
| Within Family  | 0 |

### Domestic Violence Injuries

|                            |   |
|----------------------------|---|
| Unconsciousness            | 0 |
| Severe Lacerations         | 0 |
| Possible Internal Injuries | 0 |
| Other Major Injury         | 0 |
| None                       | 0 |
| Minor Injury               | 1 |
| Loss of Teeth              | 0 |
| Broken Bones               | 0 |

### 2017 Property Values by Type

| Type                 | Value          |
|----------------------|----------------|
| Seized               | \$0            |
| Burned               | \$0            |
| Counterfeited/Forged | \$0            |
| Destroyed/Damaged    | \$200          |
| Recovered            | \$300          |
| Stolen               | \$1,010        |
| <b>Total</b>         | <b>\$1,510</b> |

## 2017 Washington NIBRS Submission Agencies

**Lake Stevens PD**

Snohomish County

Population: 31,740  
Months Reported: 12

### Offense Overview

Offense Total 1,227  
# of Cleared Offense 455  
Percent Cleared 37.1%

### Group A Arrest Overview

Arrest Total 391  
Adult Arrest Total 319  
Juvenile Arrest Total 72

| Group A Offenses                 | Reported 2016 | Reported 2017 | % of Change  | Crime Rate per 1,000 | Total Arrests | DV Offense Totals |
|----------------------------------|---------------|---------------|--------------|----------------------|---------------|-------------------|
| Murder                           | 0             | 0             |              | 0.0                  | 0             | 0                 |
| Manslaughter                     | 0             | 0             |              | 0.0                  | 0             | 0                 |
| Rape                             | 19            | 7             | -63.2%       | 0.2                  | 1             | 2                 |
| Sodomy                           | 2             | 1             | -50.0%       | 0.0                  | 0             | 1                 |
| Sexual Assault w/Object          | 0             | 0             |              | 0.0                  | 0             | 0                 |
| Fondling                         | 7             | 8             | 14.3%        | 0.3                  | 1             | 6                 |
| Aggravated Assault               | 34            | 33            | -2.9%        | 1.0                  | 19            | 11                |
| Simple Assault                   | 179           | 157           | -12.3%       | 4.9                  | 100           | 107               |
| Intimidation                     | 26            | 19            | -26.9%       | 0.6                  | 7             | 2                 |
| Kidnapping                       | 2             | 2             | 0.0%         | 0.1                  | 0             | 1                 |
| Incest                           | 0             | 2             |              | 0.1                  | 0             | 2                 |
| Statutory Rape                   | 0             | 0             |              | 0.0                  | 0             | 0                 |
| Human Trafficking Offenses       | 0             | 0             |              | 0.0                  | 0             | 0                 |
| Violation of No Contact/Protect. | 56            | 61            | 8.9%         | 1.9                  | 40            | 57                |
| Robbery                          | 12            | 8             | -33.3%       | 0.3                  | 5             | 0                 |
| Burglary                         | 99            | 70            | -29.3%       | 2.2                  | 16            | 6                 |
| Larceny-Theft Offenses           | 378           | 319           | -15.6%       | 10.1                 | 49            | 11                |
| Motor Vehicle Theft              | 58            | 83            | 43.1%        | 2.6                  | 2             | 2                 |
| Arson                            | 5             | 10            | 100.0%       | 0.3                  | 1             | 0                 |
| Destruction of Property          | 146           | 144           | -1.4%        | 4.5                  | 23            | 0                 |
| Counterfeiting/Forgery           | 24            | 17            | -29.2%       | 0.5                  | 2             | 0                 |
| Fraud Offenses                   | 84            | 89            | 6.0%         | 2.8                  | 8             | 0                 |
| Embezzlement                     | 0             | 2             |              | 0.1                  | 0             | 0                 |
| Extortion/Blackmail              | 0             | 1             |              | 0.0                  | 0             | 0                 |
| Bribery                          | 0             | 0             |              | 0.0                  | 0             | 0                 |
| Stolen Property Offenses         | 27            | 32            | 18.5%        | 1.0                  | 15            | 0                 |
| Animal Cruelty                   | 3             | 1             | -66.7%       | 0.0                  | 0             | 0                 |
| Drug/Narcotic Violations         | 81            | 82            | 1.2%         | 2.6                  | 63            | 0                 |
| Drug Equipment Violations        | 70            | 62            | -11.4%       | 2.0                  | 34            | 0                 |
| Gambling Offenses                | 0             | 0             |              | 0.0                  | 0             | 0                 |
| Pornography                      | 4             | 2             | -50.0%       | 0.1                  | 0             | 0                 |
| Prostitution Offenses            | 1             | 0             | -100.0%      | 0.0                  | 0             | 0                 |
| Weapon Law Violations            | 9             | 15            | 66.7%        | 0.5                  | 5             | 0                 |
| <b>Grand Total</b>               | <b>1,326</b>  | <b>1,227</b>  | <b>-7.5%</b> | <b>38.7</b>          | <b>391</b>    | <b>208</b>        |

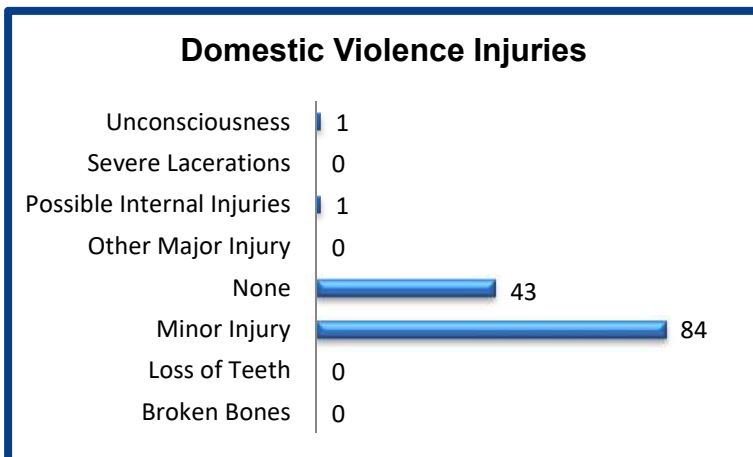
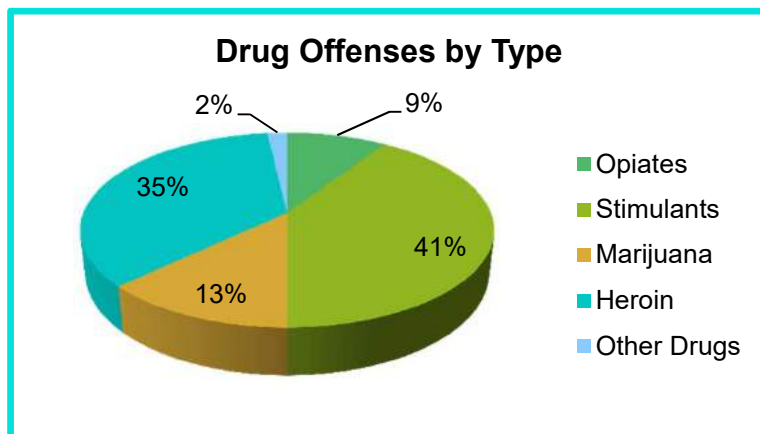
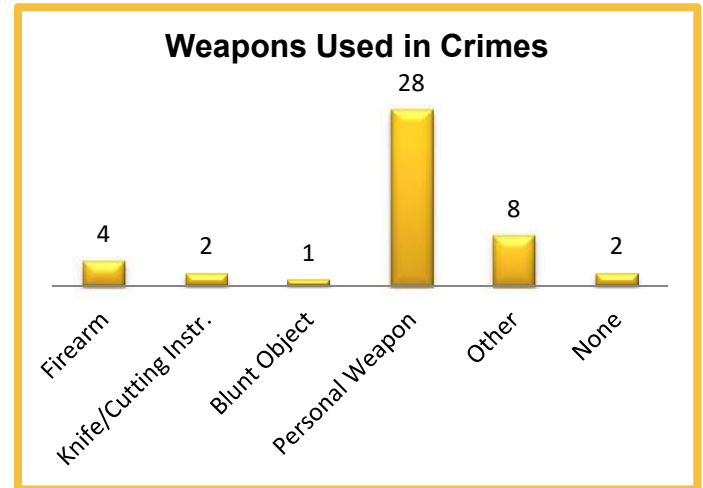
## 2017 Washington NIBRS Submission Agencies

Lake Stevens PD

Continued

### 2017 Group B Arrests

| Offense               | Adult      | Juvenile  |
|-----------------------|------------|-----------|
| Bad Checks            | 0          | 0         |
| Curfew/Vagrancy       | 0          | 0         |
| Disorderly Conduct    | 0          | 0         |
| Drunkenness           | 0          | 0         |
| DUI                   | 27         | 0         |
| Family Offenses       | 1          | 0         |
| Liquor Law Violations | 2          | 14        |
| Peeping Tom           | 0          | 0         |
| Trespass              | 8          | 2         |
| All Other Offenses    | 70         | 5         |
| <b>Total</b>          | <b>108</b> | <b>21</b> |



### 2017 Property Values by Type

| Type                 | Value              |
|----------------------|--------------------|
| Seized               | \$5,091            |
| Burned               | \$31,920           |
| Counterfeited/Forged | \$9,687            |
| Destroyed/Damaged    | \$152,709          |
| Recovered            | \$358,900          |
| Stolen               | \$834,504          |
| <b>Total</b>         | <b>\$1,392,811</b> |

## 2017 Washington NIBRS Submission Agencies

**Lynnwood PD**

Snohomish County

Population: 36,950  
Months Reported: 12

**Offense Overview**

Offense Total 5,167  
# of Cleared Offense 2,976  
Percent Cleared 57.6%

**Group A Arrest Overview**

Arrest Total 2,234  
Adult Arrest Total 2,077  
Juvenile Arrest Total 157

| Group A Offenses                 | Reported 2016 | Reported 2017 | % of Change  | Crime Rate per 1,000 | Total Arrests | DV Offense Totals |
|----------------------------------|---------------|---------------|--------------|----------------------|---------------|-------------------|
| Murder                           | 0             | 1             |              | 0.0                  | 2             | 0                 |
| Manslaughter                     | 0             | 0             |              | 0.0                  | 0             | 0                 |
| Rape                             | 22            | 26            | 18.2%        | 0.7                  | 15            | 8                 |
| Sodomy                           | 5             | 7             | 40.0%        | 0.2                  | 1             | 2                 |
| Sexual Assault w/Object          | 0             | 0             |              | 0.0                  | 0             | 0                 |
| Fondling                         | 7             | 8             | 14.3%        | 0.2                  | 2             | 2                 |
| Aggravated Assault               | 74            | 57            | -23.0%       | 1.5                  | 36            | 18                |
| Simple Assault                   | 374           | 398           | 6.4%         | 10.8                 | 250           | 227               |
| Intimidation                     | 109           | 104           | -4.6%        | 2.8                  | 48            | 36                |
| Kidnapping                       | 10            | 10            | 0.0%         | 0.3                  | 4             | 6                 |
| Incest                           | 1             | 0             | -100.0%      | 0.0                  | 0             | 0                 |
| Statutory Rape                   | 0             | 2             |              | 0.1                  | 1             | 0                 |
| Human Trafficking Offenses       | 0             | 0             |              | 0.0                  | 0             | 0                 |
| Violation of No Contact/Protect. | 127           | 125           | -1.6%        | 3.4                  | 86            | 112               |
| Robbery                          | 46            | 49            | 6.5%         | 1.3                  | 42            | 0                 |
| Burglary                         | 247           | 238           | -3.6%        | 6.4                  | 48            | 9                 |
| Larceny-Theft Offenses           | 2,289         | 1,937         | -15.4%       | 52.4                 | 940           | 16                |
| Motor Vehicle Theft              | 235           | 189           | -19.6%       | 5.1                  | 15            | 5                 |
| Arson                            | 8             | 6             | -25.0%       | 0.2                  | 1             | 0                 |
| Destruction of Property          | 415           | 269           | -35.2%       | 7.3                  | 50            | 0                 |
| Counterfeiting/Forgery           | 105           | 95            | -9.5%        | 2.6                  | 20            | 0                 |
| Fraud Offenses                   | 205           | 226           | 10.2%        | 6.1                  | 46            | 0                 |
| Embezzlement                     | 10            | 8             | -20.0%       | 0.2                  | 5             | 0                 |
| Extortion/Blackmail              | 6             | 6             | 0.0%         | 0.2                  | 1             | 0                 |
| Bribery                          | 0             | 0             |              | 0.0                  | 0             | 0                 |
| Stolen Property Offenses         | 129           | 128           | -0.8%        | 3.5                  | 93            | 0                 |
| Animal Cruelty                   | 4             | 4             | 0.0%         | 0.1                  | 3             | 0                 |
| Drug/Narcotic Violations         | 465           | 425           | -8.6%        | 11.5                 | 224           | 0                 |
| Drug Equipment Violations        | 718           | 711           | -1.0%        | 19.2                 | 234           | 0                 |
| Gambling Offenses                | 0             | 0             |              | 0.0                  | 0             | 0                 |
| Pornography                      | 1             | 3             | 200.0%       | 0.1                  | 0             | 0                 |
| Prostitution Offenses            | 0             | 3             |              | 0.1                  | 2             | 0                 |
| Weapon Law Violations            | 122           | 132           | 8.2%         | 3.6                  | 65            | 0                 |
| <b>Grand Total</b>               | <b>5,734</b>  | <b>5,167</b>  | <b>-9.9%</b> | <b>139.8</b>         | <b>2,234</b>  | <b>441</b>        |

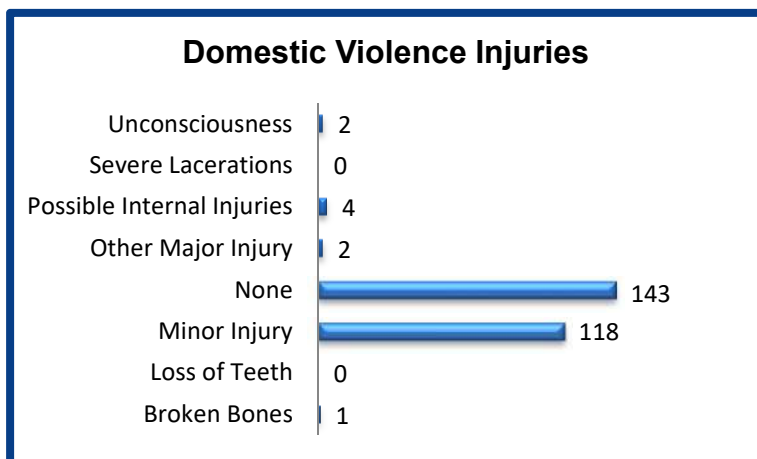
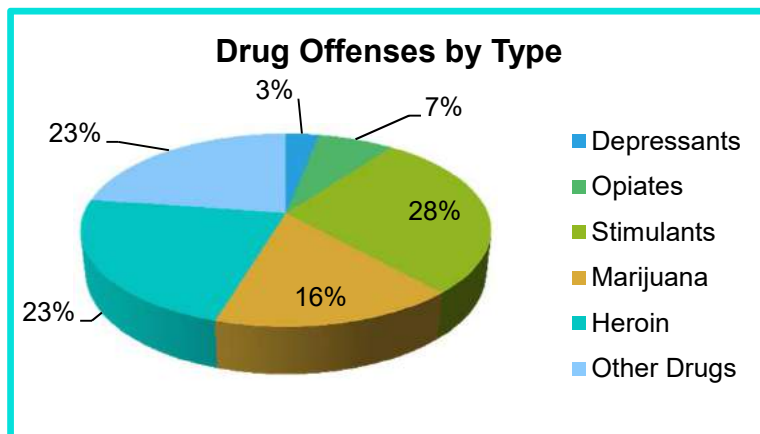
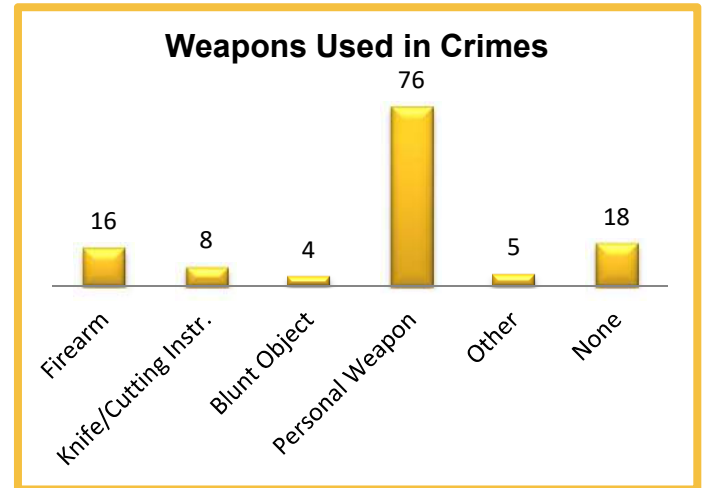
## 2017 Washington NIBRS Submission Agencies

Lynnwood PD

Continued

### 2017 Group B Arrests

| Offense               | Adult      | Juvenile  |
|-----------------------|------------|-----------|
| Bad Checks            | 3          | 0         |
| Curfew/Vagrancy       | 0          | 0         |
| Disorderly Conduct    | 15         | 4         |
| Drunkenness           | 0          | 0         |
| DUI                   | 165        | 5         |
| Family Offenses       | 5          | 0         |
| Liquor Law Violations | 13         | 6         |
| Peeping Tom           | 3          | 0         |
| Trespass              | 69         | 4         |
| All Other Offenses    | 490        | 14        |
| <b>Total</b>          | <b>763</b> | <b>33</b> |



### 2017 Property Values by Type

| Type                 | Value              |
|----------------------|--------------------|
| Seized               | \$16,858           |
| Burned               | \$27,500           |
| Counterfeited/Forged | \$104,770          |
| Destroyed/Damaged    | \$263,438          |
| Recovered            | \$1,296,765        |
| Stolen               | \$3,496,490        |
| <b>Total</b>         | <b>\$5,205,821</b> |

## 2017 Washington NIBRS Submission Agencies

**Marysville PD**

Snohomish County

Population: 65,900  
Months Reported: 12

**Offense Overview**

Offense Total 4,580  
# of Cleared Offense 1,928  
Percent Cleared 42.1%

**Group A Arrest Overview**

Arrest Total 1,576  
Adult Arrest Total 1,412  
Juvenile Arrest Total 164

| Group A Offenses                 | Reported 2016 | Reported 2017 | % of Change | Crime Rate per 1,000 | Total Arrests | DV Offense Totals |
|----------------------------------|---------------|---------------|-------------|----------------------|---------------|-------------------|
| Murder                           | 4             | 3             | -25.0%      | 0.0                  | 1             | 1                 |
| Manslaughter                     | 0             | 0             |             | 0.0                  | 0             | 0                 |
| Rape                             | 35            | 26            | -25.7%      | 0.4                  | 6             | 12                |
| Sodomy                           | 3             | 6             | 100.0%      | 0.1                  | 0             | 4                 |
| Sexual Assault w/Object          | 0             | 0             |             | 0.0                  | 0             | 0                 |
| Fondling                         | 21            | 31            | 47.6%       | 0.5                  | 6             | 19                |
| Aggravated Assault               | 72            | 89            | 23.6%       | 1.4                  | 34            | 25                |
| Simple Assault                   | 515           | 447           | -13.2%      | 6.8                  | 285           | 303               |
| Intimidation                     | 58            | 46            | -20.7%      | 0.7                  | 17            | 22                |
| Kidnapping                       | 8             | 5             | -37.5%      | 0.1                  | 5             | 3                 |
| Incest                           | 1             | 3             | 200.0%      | 0.0                  | 0             | 2                 |
| Statutory Rape                   | 1             | 5             | 400.0%      | 0.1                  | 0             | 1                 |
| Human Trafficking Offenses       | 0             | 0             |             | 0.0                  | 0             | 0                 |
| Violation of No Contact/Protect. | 139           | 130           | -6.5%       | 2.0                  | 85            | 117               |
| Robbery                          | 45            | 30            | -33.3%      | 0.5                  | 25            | 2                 |
| Burglary                         | 320           | 296           | -7.5%       | 4.5                  | 44            | 7                 |
| Larceny-Theft Offenses           | 1,514         | 1,354         | -10.6%      | 20.5                 | 362           | 28                |
| Motor Vehicle Theft              | 63            | 314           | 398.4%      | 4.8                  | 20            | 7                 |
| Arson                            | 11            | 5             | -54.5%      | 0.1                  | 2             | 0                 |
| Destruction of Property          | 499           | 466           | -6.6%       | 7.1                  | 51            | 0                 |
| Counterfeiting/Forgery           | 145           | 162           | 11.7%       | 2.5                  | 34            | 0                 |
| Fraud Offenses                   | 182           | 196           | 7.7%        | 3.0                  | 15            | 0                 |
| Embezzlement                     | 4             | 5             | 25.0%       | 0.1                  | 0             | 0                 |
| Extortion/Blackmail              | 1             | 1             | 0.0%        | 0.0                  | 0             | 0                 |
| Bribery                          | 0             | 0             |             | 0.0                  | 1             | 0                 |
| Stolen Property Offenses         | 96            | 123           | 28.1%       | 1.9                  | 59            | 0                 |
| Animal Cruelty                   | 11            | 10            | -9.1%       | 0.2                  | 8             | 0                 |
| Drug/Narcotic Violations         | 311           | 311           | 0.0%        | 4.7                  | 200           | 0                 |
| Drug Equipment Violations        | 365           | 458           | 25.5%       | 6.9                  | 296           | 0                 |
| Gambling Offenses                | 0             | 0             |             | 0.0                  | 0             | 0                 |
| Pornography                      | 4             | 2             | -50.0%      | 0.0                  | 0             | 0                 |
| Prostitution Offenses            | 2             | 1             | -50.0%      | 0.0                  | 0             | 0                 |
| Weapon Law Violations            | 55            | 55            | 0.0%        | 0.8                  | 20            | 0                 |
| <b>Grand Total</b>               | <b>4,485</b>  | <b>4,580</b>  | <b>2.1%</b> | <b>69.5</b>          | <b>1,576</b>  | <b>553</b>        |

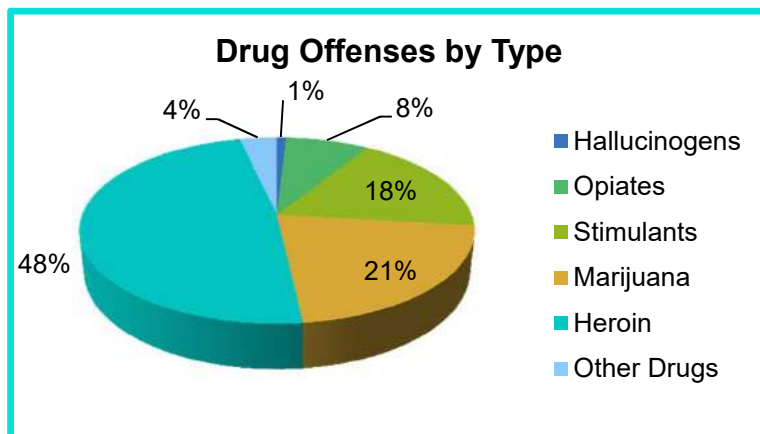
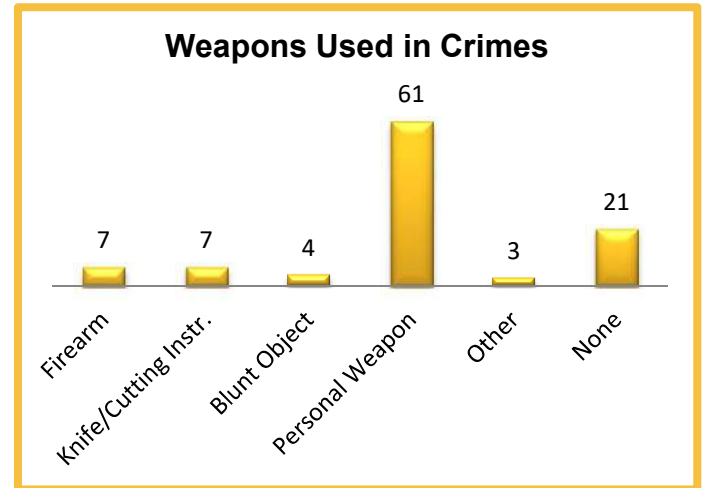
## 2017 Washington NIBRS Submission Agencies

Marysville PD

Continued

### 2017 Group B Arrests

| Offense               | Adult      | Juvenile  |
|-----------------------|------------|-----------|
| Bad Checks            | 3          | 0         |
| Curfew/Vagrancy       | 0          | 0         |
| Disorderly Conduct    | 50         | 5         |
| Drunkenness           | 0          | 0         |
| DUI                   | 78         | 0         |
| Family Offenses       | 1          | 0         |
| Liquor Law Violations | 5          | 14        |
| Peeping Tom           | 1          | 0         |
| Trespass              | 67         | 2         |
| All Other Offenses    | 480        | 5         |
| <b>Total</b>          | <b>685</b> | <b>26</b> |



### 2017 Property Values by Type

| Type                 | Value              |
|----------------------|--------------------|
| Seized               | \$54,091           |
| Burned               | \$5,860            |
| Counterfeited/Forged | \$77,894           |
| Destroyed/Damaged    | \$309,542          |
| Recovered            | \$1,575,218        |
| Stolen               | \$4,049,600        |
| <b>Total</b>         | <b>\$6,072,205</b> |

## 2017 Washington NIBRS Submission Agencies

**Mill Creek PD**

Snohomish County

Population: 19,960  
Months Reported: 12

### Offense Overview

Offense Total 975  
# of Cleared Offense 287  
Percent Cleared 29.4%

### Group A Arrest Overview

Arrest Total 225  
Adult Arrest Total 204  
Juvenile Arrest Total 21

| Group A Offenses                 | Reported 2016 | Reported 2017 | % of Change | Crime Rate per 1,000 | Total Arrests | DV Offense Totals |
|----------------------------------|---------------|---------------|-------------|----------------------|---------------|-------------------|
| Murder                           | 0             | 1             |             | 0.1                  | 1             | 1                 |
| Manslaughter                     | 0             | 0             |             | 0.0                  | 0             | 0                 |
| Rape                             | 3             | 4             | 33.3%       | 0.2                  | 4             | 4                 |
| Sodomy                           | 0             | 1             |             | 0.1                  | 0             | 0                 |
| Sexual Assault w/Object          | 0             | 0             |             | 0.0                  | 0             | 0                 |
| Fondling                         | 1             | 3             | 200.0%      | 0.2                  | 0             | 2                 |
| Aggravated Assault               | 8             | 30            | 275.0%      | 1.5                  | 12            | 11                |
| Simple Assault                   | 62            | 53            | -14.5%      | 2.7                  | 40            | 34                |
| Intimidation                     | 14            | 20            | 42.9%       | 1.0                  | 9             | 6                 |
| Kidnapping                       | 1             | 1             | 0.0%        | 0.1                  | 0             | 1                 |
| Incest                           | 0             | 0             |             | 0.0                  | 0             | 0                 |
| Statutory Rape                   | 1             | 0             | -100.0%     | 0.0                  | 1             | 0                 |
| Human Trafficking Offenses       | 0             | 0             |             | 0.0                  | 0             | 0                 |
| Violation of No Contact/Protect. | 15            | 15            | 0.0%        | 0.8                  | 11            | 13                |
| Robbery                          | 5             | 6             | 20.0%       | 0.3                  | 3             | 0                 |
| Burglary                         | 89            | 66            | -25.8%      | 3.3                  | 4             | 2                 |
| Larceny-Theft Offenses           | 382           | 385           | 0.8%        | 19.3                 | 33            | 3                 |
| Motor Vehicle Theft              | 35            | 47            | 34.3%       | 2.4                  | 1             | 1                 |
| Arson                            | 2             | 2             | 0.0%        | 0.1                  | 0             | 0                 |
| Destruction of Property          | 73            | 87            | 19.2%       | 4.4                  | 8             | 0                 |
| Counterfeiting/Forgery           | 21            | 15            | -28.6%      | 0.8                  | 1             | 0                 |
| Fraud Offenses                   | 78            | 89            | 14.1%       | 4.5                  | 7             | 0                 |
| Embezzlement                     | 1             | 0             | -100.0%     | 0.0                  | 0             | 0                 |
| Extortion/Blackmail              | 1             | 1             | 0.0%        | 0.1                  | 0             | 0                 |
| Bribery                          | 0             | 0             |             | 0.0                  | 0             | 0                 |
| Stolen Property Offenses         | 18            | 30            | 66.7%       | 1.5                  | 23            | 0                 |
| Animal Cruelty                   | 3             | 0             | -100.0%     | 0.0                  | 0             | 0                 |
| Drug/Narcotic Violations         | 54            | 69            | 27.8%       | 3.5                  | 52            | 0                 |
| Drug Equipment Violations        | 31            | 38            | 22.6%       | 1.9                  | 8             | 0                 |
| Gambling Offenses                | 0             | 0             |             | 0.0                  | 0             | 0                 |
| Pornography                      | 0             | 1             |             | 0.1                  | 2             | 0                 |
| Prostitution Offenses            | 0             | 0             |             | 0.0                  | 0             | 0                 |
| Weapon Law Violations            | 6             | 11            | 83.3%       | 0.6                  | 5             | 0                 |
| <b>Grand Total</b>               | <b>904</b>    | <b>975</b>    | <b>7.9%</b> | <b>48.8</b>          | <b>225</b>    | <b>78</b>         |

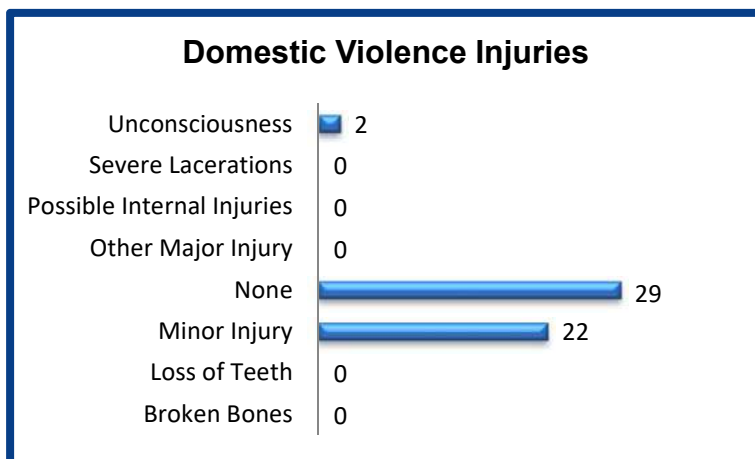
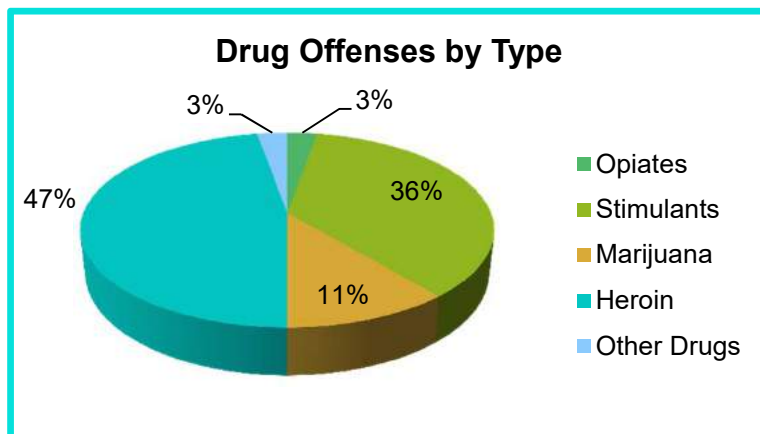
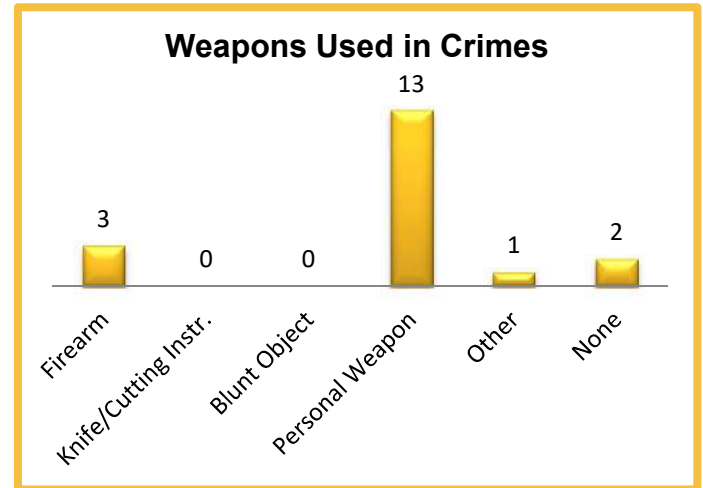
## 2017 Washington NIBRS Submission Agencies

Mill Creek PD

Continued

### 2017 Group B Arrests

| Offense               | Adult     | Juvenile |
|-----------------------|-----------|----------|
| Bad Checks            | 1         | 0        |
| Curfew/Vagrancy       | 0         | 0        |
| Disorderly Conduct    | 2         | 0        |
| Drunkenness           | 0         | 0        |
| DUI                   | 27        | 0        |
| Family Offenses       | 1         | 0        |
| Liquor Law Violations | 1         | 3        |
| Peeping Tom           | 0         | 0        |
| Trespass              | 11        | 1        |
| All Other Offenses    | 46        | 0        |
| <b>Total</b>          | <b>89</b> | <b>4</b> |



### 2017 Property Values by Type

| Type                 | Value              |
|----------------------|--------------------|
| Seized               | \$2,064            |
| Burned               | \$2,000            |
| Counterfeited/Forged | \$20,380           |
| Destroyed/Damaged    | \$49,951           |
| Recovered            | \$213,981          |
| Stolen               | \$1,174,010        |
| <b>Total</b>         | <b>\$1,462,386</b> |

## 2017 Washington NIBRS Submission Agencies

**Monroe PD**

Snohomish County

Population: 18,350  
Months Reported: 12

**Offense Overview**

Offense Total 1,038  
# of Cleared Offense 502  
Percent Cleared 48.4%

**Group A Arrest Overview**

Arrest Total 407  
Adult Arrest Total 373  
Juvenile Arrest Total 34

| Group A Offenses                 | Reported 2016 | Reported 2017 | % of Change   | Crime Rate per 1,000 | Total Arrests | DV Offense Totals |
|----------------------------------|---------------|---------------|---------------|----------------------|---------------|-------------------|
| Murder                           | 0             | 0             |               | 0.0                  | 0             | 0                 |
| Manslaughter                     | 0             | 0             |               | 0.0                  | 0             | 0                 |
| Rape                             | 11            | 10            | -9.1%         | 0.5                  | 2             | 3                 |
| Sodomy                           | 0             | 6             |               | 0.3                  | 0             | 3                 |
| Sexual Assault w/Object          | 0             | 0             |               | 0.0                  | 0             | 0                 |
| Fondling                         | 13            | 6             | -53.8%        | 0.3                  | 1             | 6                 |
| Aggravated Assault               | 44            | 48            | 9.1%          | 2.6                  | 32            | 11                |
| Simple Assault                   | 113           | 85            | -24.8%        | 4.6                  | 54            | 50                |
| Intimidation                     | 32            | 14            | -56.3%        | 0.8                  | 7             | 6                 |
| Kidnapping                       | 3             | 1             | -66.7%        | 0.1                  | 0             | 1                 |
| Incest                           | 1             | 1             | 0.0%          | 0.1                  | 0             | 0                 |
| Statutory Rape                   | 2             | 1             | -50.0%        | 0.1                  | 0             | 0                 |
| Human Trafficking Offenses       | 0             | 0             |               | 0.0                  | 0             | 0                 |
| Violation of No Contact/Protect. | 22            | 20            | -9.1%         | 1.1                  | 17            | 15                |
| Robbery                          | 6             | 6             | 0.0%          | 0.3                  | 3             | 0                 |
| Burglary                         | 73            | 33            | -54.8%        | 1.8                  | 12            | 2                 |
| Larceny-Theft Offenses           | 526           | 347           | -34.0%        | 18.9                 | 117           | 3                 |
| Motor Vehicle Theft              | 50            | 49            | -2.0%         | 2.7                  | 4             | 0                 |
| Arson                            | 2             | 2             | 0.0%          | 0.1                  | 1             | 0                 |
| Destruction of Property          | 140           | 81            | -42.1%        | 4.4                  | 13            | 0                 |
| Counterfeiting/Forgery           | 25            | 13            | -48.0%        | 0.7                  | 0             | 0                 |
| Fraud Offenses                   | 53            | 38            | -28.3%        | 2.1                  | 3             | 0                 |
| Embezzlement                     | 2             | 1             | -50.0%        | 0.1                  | 0             | 0                 |
| Extortion/Blackmail              | 0             | 0             |               | 0.0                  | 0             | 0                 |
| Bribery                          | 0             | 0             |               | 0.0                  | 0             | 0                 |
| Stolen Property Offenses         | 54            | 22            | -59.3%        | 1.2                  | 15            | 0                 |
| Animal Cruelty                   | 1             | 1             | 0.0%          | 0.1                  | 0             | 0                 |
| Drug/Narcotic Violations         | 100           | 110           | 10.0%         | 6.0                  | 81            | 0                 |
| Drug Equipment Violations        | 115           | 127           | 10.4%         | 6.9                  | 41            | 0                 |
| Gambling Offenses                | 0             | 0             |               | 0.0                  | 0             | 0                 |
| Pornography                      | 1             | 0             | -100.0%       | 0.0                  | 0             | 0                 |
| Prostitution Offenses            | 1             | 0             | -100.0%       | 0.0                  | 0             | 0                 |
| Weapon Law Violations            | 10            | 16            | 60.0%         | 0.9                  | 4             | 0                 |
| <b>Grand Total</b>               | <b>1,400</b>  | <b>1,038</b>  | <b>-25.9%</b> | <b>56.6</b>          | <b>407</b>    | <b>100</b>        |

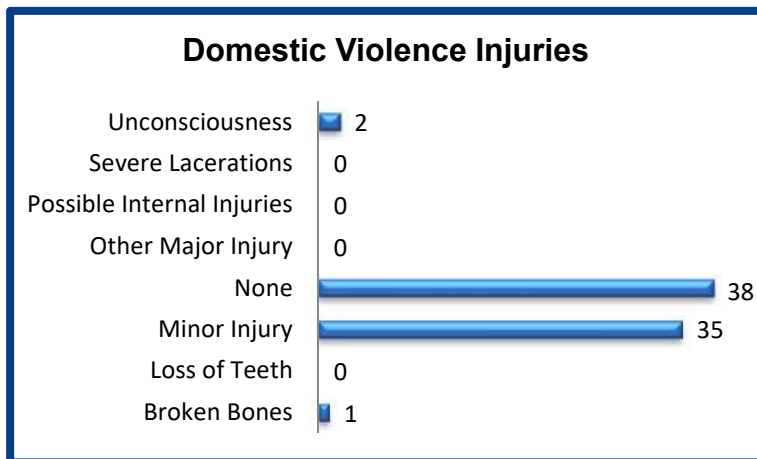
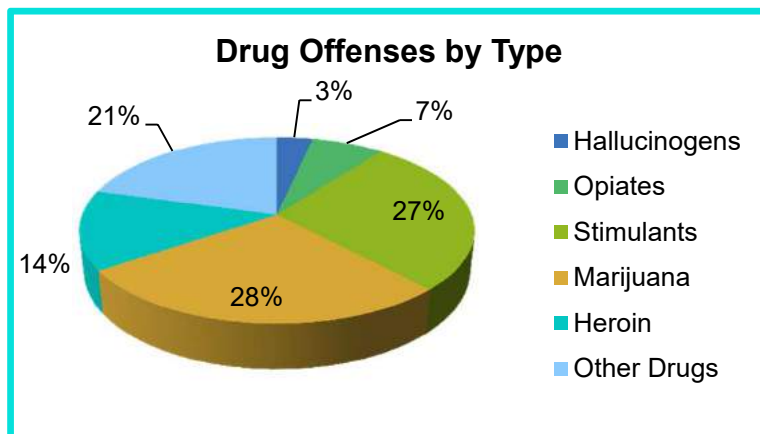
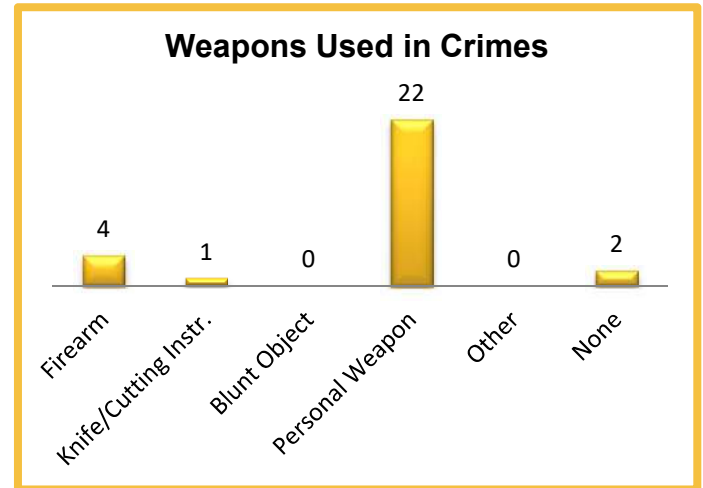
## 2017 Washington NIBRS Submission Agencies

Monroe PD

Continued

### 2017 Group B Arrests

| Offense               | Adult      | Juvenile |
|-----------------------|------------|----------|
| Bad Checks            | 0          | 0        |
| Curfew/Vagrancy       | 0          | 0        |
| Disorderly Conduct    | 3          | 0        |
| Drunkenness           | 0          | 0        |
| DUI                   | 20         | 0        |
| Family Offenses       | 0          | 0        |
| Liquor Law Violations | 2          | 3        |
| Peeping Tom           | 0          | 0        |
| Trespass              | 37         | 1        |
| All Other Offenses    | 68         | 4        |
| <b>Total</b>          | <b>130</b> | <b>8</b> |



### 2017 Property Values by Type

| Type                 | Value              |
|----------------------|--------------------|
| Seized               | \$8,744            |
| Burned               | \$200              |
| Counterfeited/Forged | \$10,359           |
| Destroyed/Damaged    | \$52,013           |
| Recovered            | \$286,894          |
| Stolen               | \$1,399,685        |
| <b>Total</b>         | <b>\$1,757,895</b> |

## 2017 Washington NIBRS Submission Agencies

**Mountlake Terrace PD**

Snohomish County

Population: 21,290  
Months Reported: 12

### Offense Overview

Offense Total 1,265  
# of Cleared Offense 329  
Percent Cleared 26.0%

### Group A Arrest Overview

Arrest Total 227  
Adult Arrest Total 201  
Juvenile Arrest Total 26

| Group A Offenses                 | Reported 2016 | Reported 2017 | % of Change | Crime Rate per 1,000 | Total Arrests | DV Offense Totals |
|----------------------------------|---------------|---------------|-------------|----------------------|---------------|-------------------|
| Murder                           | 0             | 0             |             | 0.0                  | 0             | 0                 |
| Manslaughter                     | 0             | 0             |             | 0.0                  | 0             | 0                 |
| Rape                             | 7             | 6             | -14.3%      | 0.3                  | 1             | 2                 |
| Sodomy                           | 1             | 1             | 0.0%        | 0.0                  | 0             | 1                 |
| Sexual Assault w/Object          | 0             | 0             |             | 0.0                  | 0             | 0                 |
| Fondling                         | 8             | 9             | 12.5%       | 0.4                  | 0             | 8                 |
| Aggravated Assault               | 13            | 24            | 84.6%       | 1.1                  | 14            | 11                |
| Simple Assault                   | 139           | 105           | -24.5%      | 4.9                  | 72            | 68                |
| Intimidation                     | 46            | 52            | 13.0%       | 2.4                  | 10            | 20                |
| Kidnapping                       | 2             | 0             | -100.0%     | 0.0                  | 0             | 0                 |
| Incest                           | 1             | 1             | 0.0%        | 0.0                  | 0             | 0                 |
| Statutory Rape                   | 1             | 3             | 200.0%      | 0.1                  | 1             | 1                 |
| Human Trafficking Offenses       | 0             | 0             |             | 0.0                  | 0             | 0                 |
| Violation of No Contact/Protect. | 53            | 51            | -3.8%       | 2.4                  | 37            | 45                |
| Robbery                          | 7             | 12            | 71.4%       | 0.6                  | 5             | 1                 |
| Burglary                         | 122           | 130           | 6.6%        | 6.1                  | 4             | 5                 |
| Larceny-Theft Offenses           | 345           | 346           | 0.3%        | 16.3                 | 19            | 12                |
| Motor Vehicle Theft              | 74            | 89            | 20.3%       | 4.2                  | 5             | 1                 |
| Arson                            | 4             | 4             | 0.0%        | 0.2                  | 1             | 0                 |
| Destruction of Property          | 249           | 219           | -12.0%      | 10.3                 | 12            | 0                 |
| Counterfeiting/Forgery           | 14            | 18            | 28.6%       | 0.8                  | 3             | 0                 |
| Fraud Offenses                   | 71            | 78            | 9.9%        | 3.7                  | 4             | 0                 |
| Embezzlement                     | 0             | 2             |             | 0.1                  | 1             | 0                 |
| Extortion/Blackmail              | 4             | 2             | -50.0%      | 0.1                  | 0             | 0                 |
| Bribery                          | 0             | 0             |             | 0.0                  | 0             | 0                 |
| Stolen Property Offenses         | 31            | 29            | -6.5%       | 1.4                  | 14            | 0                 |
| Animal Cruelty                   | 0             | 4             |             | 0.2                  | 1             | 0                 |
| Drug/Narcotic Violations         | 30            | 38            | 26.7%       | 1.8                  | 16            | 0                 |
| Drug Equipment Violations        | 19            | 32            | 68.4%       | 1.5                  | 3             | 0                 |
| Gambling Offenses                | 0             | 0             |             | 0.0                  | 0             | 0                 |
| Pornography                      | 5             | 2             | -60.0%      | 0.1                  | 0             | 0                 |
| Prostitution Offenses            | 0             | 0             |             | 0.0                  | 0             | 0                 |
| Weapon Law Violations            | 10            | 8             | -20.0%      | 0.4                  | 4             | 0                 |
| <b>Grand Total</b>               | <b>1,256</b>  | <b>1,265</b>  | <b>0.7%</b> | <b>59.4</b>          | <b>227</b>    | <b>175</b>        |

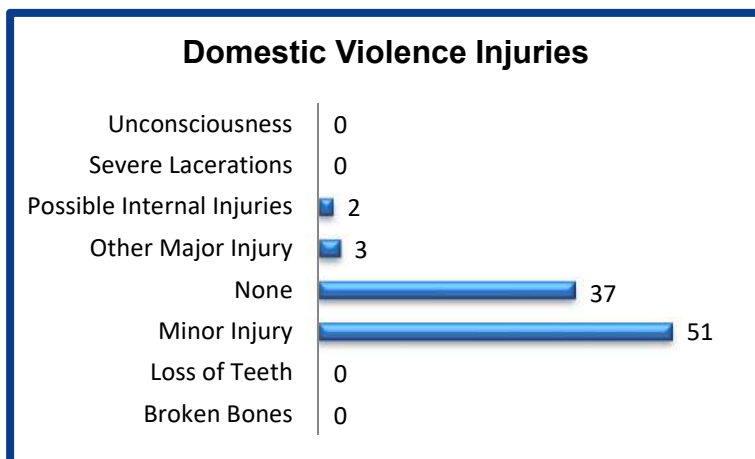
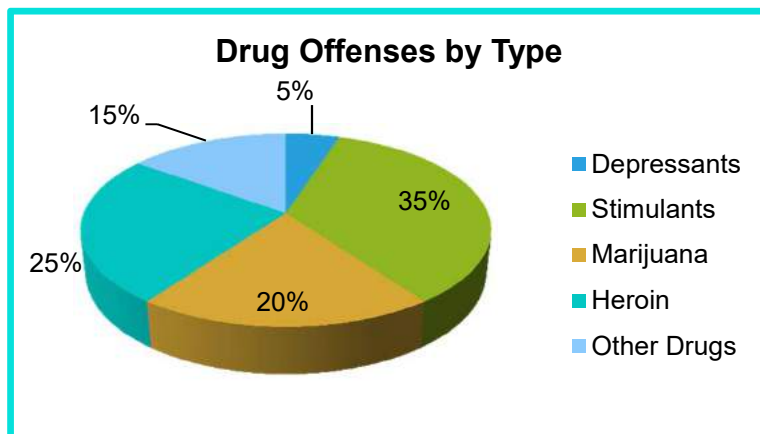
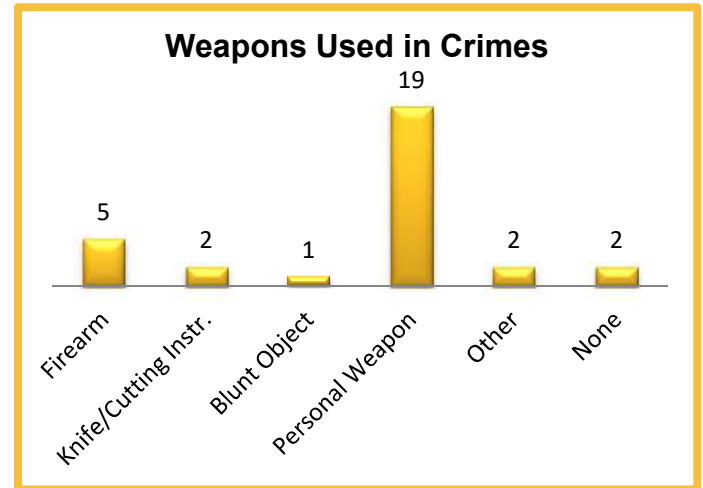
## 2017 Washington NIBRS Submission Agencies

Mountlake Terrace PD

Continued

### 2017 Group B Arrests

| Offense               | Adult     | Juvenile |
|-----------------------|-----------|----------|
| Bad Checks            | 0         | 0        |
| Curfew/Vagrancy       | 0         | 0        |
| Disorderly Conduct    | 0         | 0        |
| Drunkenness           | 0         | 0        |
| DUI                   | 24        | 0        |
| Family Offenses       | 2         | 0        |
| Liquor Law Violations | 0         | 1        |
| Peeping Tom           | 1         | 0        |
| Trespass              | 7         | 0        |
| All Other Offenses    | 62        | 2        |
| <b>Total</b>          | <b>96</b> | <b>3</b> |



### 2017 Property Values by Type

| Type                 | Value              |
|----------------------|--------------------|
| Seized               | \$40               |
| Burned               | \$10,650           |
| Counterfeited/Forged | \$15,825           |
| Destroyed/Damaged    | \$93,219           |
| Recovered            | \$371,390          |
| Stolen               | \$1,030,372        |
| <b>Total</b>         | <b>\$1,521,496</b> |

## 2017 Washington NIBRS Submission Agencies

**Mukilteo PD**

Snohomish County

Population: 21,240  
Months Reported: 12

**Offense Overview**

Offense Total 1,013  
# of Cleared Offense 239  
Percent Cleared 23.6%

**Group A Arrest Overview**

Arrest Total 183  
Adult Arrest Total 141  
Juvenile Arrest Total 42

| Group A Offenses                 | Reported 2016 | Reported 2017 | % of Change | Crime Rate per 1,000 | Total Arrests | DV Offense Totals |
|----------------------------------|---------------|---------------|-------------|----------------------|---------------|-------------------|
| Murder                           | 3             | 0             | -100.0%     | 0.0                  | 0             | 0                 |
| Manslaughter                     | 0             | 0             |             | 0.0                  | 0             | 0                 |
| Rape                             | 3             | 11            | 266.7%      | 0.5                  | 3             | 4                 |
| Sodomy                           | 0             | 2             |             | 0.1                  | 0             | 0                 |
| Sexual Assault w/Object          | 0             | 0             |             | 0.0                  | 0             | 0                 |
| Fondling                         | 1             | 1             | 0.0%        | 0.0                  | 0             | 1                 |
| Aggravated Assault               | 15            | 10            | -33.3%      | 0.5                  | 10            | 3                 |
| Simple Assault                   | 71            | 78            | 9.9%        | 3.7                  | 54            | 55                |
| Intimidation                     | 14            | 6             | -57.1%      | 0.3                  | 1             | 1                 |
| Kidnapping                       | 0             | 2             |             | 0.1                  | 1             | 1                 |
| Incest                           | 0             | 0             |             | 0.0                  | 0             | 0                 |
| Statutory Rape                   | 1             | 0             | -100.0%     | 0.0                  | 1             | 0                 |
| Human Trafficking Offenses       | 0             | 0             |             | 0.0                  | 0             | 0                 |
| Violation of No Contact/Protect. | 19            | 24            | 26.3%       | 1.1                  | 15            | 24                |
| Robbery                          | 4             | 6             | 50.0%       | 0.3                  | 1             | 0                 |
| Burglary                         | 84            | 95            | 13.1%       | 4.5                  | 5             | 1                 |
| Larceny-Theft Offenses           | 334           | 350           | 4.8%        | 16.5                 | 17            | 7                 |
| Motor Vehicle Theft              | 31            | 54            | 74.2%       | 2.5                  | 5             | 3                 |
| Arson                            | 1             | 3             | 200.0%      | 0.1                  | 0             | 0                 |
| Destruction of Property          | 173           | 176           | 1.7%        | 8.3                  | 6             | 0                 |
| Counterfeiting/Forgery           | 9             | 13            | 44.4%       | 0.6                  | 3             | 0                 |
| Fraud Offenses                   | 83            | 83            | 0.0%        | 3.9                  | 4             | 0                 |
| Embezzlement                     | 2             | 0             | -100.0%     | 0.0                  | 0             | 0                 |
| Extortion/Blackmail              | 0             | 2             |             | 0.1                  | 1             | 0                 |
| Bribery                          | 0             | 0             |             | 0.0                  | 0             | 0                 |
| Stolen Property Offenses         | 11            | 16            | 45.5%       | 0.8                  | 12            | 0                 |
| Animal Cruelty                   | 1             | 0             | -100.0%     | 0.0                  | 0             | 0                 |
| Drug/Narcotic Violations         | 43            | 36            | -16.3%      | 1.7                  | 33            | 0                 |
| Drug Equipment Violations        | 27            | 33            | 22.2%       | 1.6                  | 8             | 0                 |
| Gambling Offenses                | 0             | 0             |             | 0.0                  | 0             | 0                 |
| Pornography                      | 0             | 0             |             | 0.0                  | 0             | 0                 |
| Prostitution Offenses            | 2             | 6             | 200.0%      | 0.3                  | 2             | 0                 |
| Weapon Law Violations            | 6             | 6             | 0.0%        | 0.3                  | 2             | 0                 |
| <b>Grand Total</b>               | <b>938</b>    | <b>1,013</b>  | <b>8.0%</b> | <b>47.7</b>          | <b>184</b>    | <b>100</b>        |

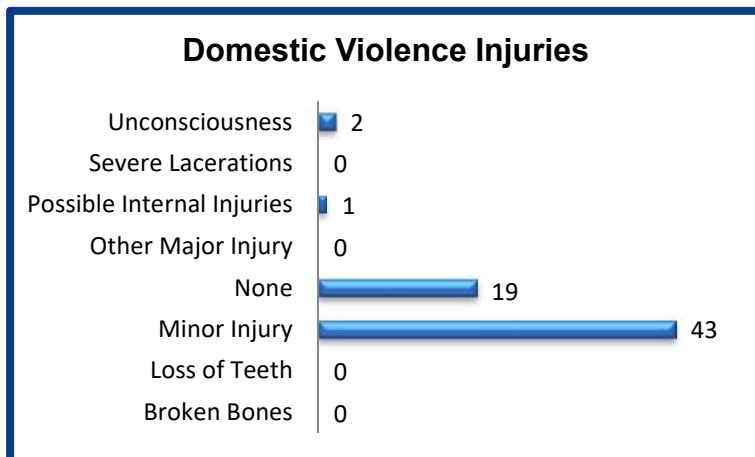
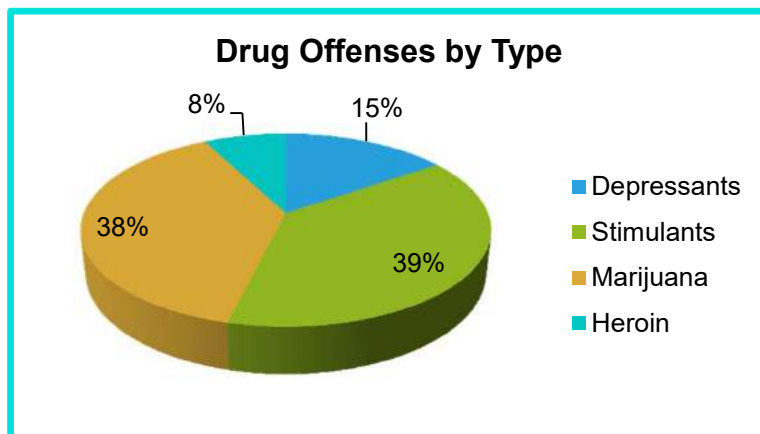
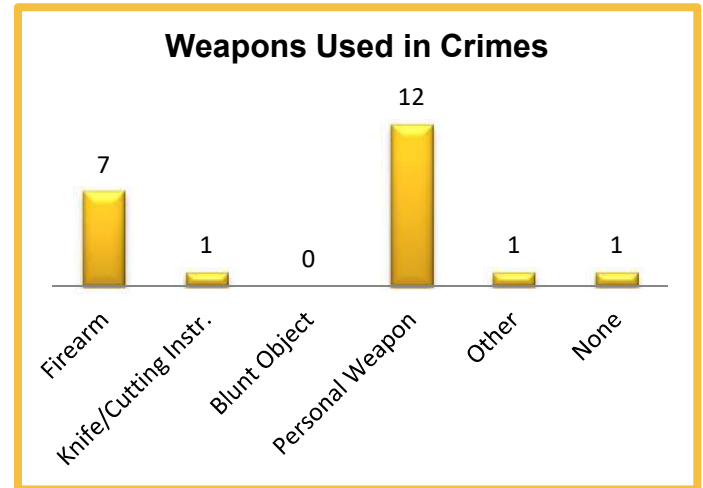
## 2017 Washington NIBRS Submission Agencies

Mukilteo PD

Continued

### 2017 Group B Arrests

| Offense               | Adult     | Juvenile |
|-----------------------|-----------|----------|
| Bad Checks            | 0         | 0        |
| Curfew/Vagrancy       | 0         | 0        |
| Disorderly Conduct    | 7         | 0        |
| Drunkenness           | 0         | 0        |
| DUI                   | 20        | 0        |
| Family Offenses       | 0         | 0        |
| Liquor Law Violations | 3         | 6        |
| Peeping Tom           | 0         | 0        |
| Trespass              | 4         | 0        |
| All Other Offenses    | 13        | 1        |
| <b>Total</b>          | <b>47</b> | <b>7</b> |



### 2017 Property Values by Type

| Type                 | Value              |
|----------------------|--------------------|
| Seized               | \$1,332            |
| Burned               | \$41,450           |
| Counterfeited/Forged | \$4,227            |
| Destroyed/Damaged    | \$127,255          |
| Recovered            | \$268,575          |
| Stolen               | \$1,524,144        |
| <b>Total</b>         | <b>\$1,966,983</b> |

## 2017 Washington NIBRS Submission Agencies

### Snohomish PD

Snohomish County

Population: 10,010  
Months Reported: 12

#### Offense Overview

Offense Total 643  
# of Cleared Offense 275  
Percent Cleared 42.8%

#### Group A Arrest Overview

Arrest Total 273  
Adult Arrest Total 237  
Juvenile Arrest Total 36

| Group A Offenses                 | Reported 2016 | Reported 2017 | % of Change  | Crime Rate per 1,000 | Total Arrests | DV Offense Totals |
|----------------------------------|---------------|---------------|--------------|----------------------|---------------|-------------------|
| Murder                           | 0             | 0             |              | 0.0                  | 0             | 0                 |
| Manslaughter                     | 0             | 0             |              | 0.0                  | 0             | 0                 |
| Rape                             | 0             | 2             |              | 0.2                  | 2             | 0                 |
| Sodomy                           | 0             | 0             |              | 0.0                  | 0             | 0                 |
| Sexual Assault w/Object          | 0             | 0             |              | 0.0                  | 0             | 0                 |
| Fondling                         | 2             | 3             | 50.0%        | 0.3                  | 0             | 0                 |
| Aggravated Assault               | 17            | 14            | -17.6%       | 1.4                  | 12            | 3                 |
| Simple Assault                   | 76            | 70            | -7.9%        | 7.0                  | 59            | 37                |
| Intimidation                     | 9             | 15            | 66.7%        | 1.5                  | 6             | 3                 |
| Kidnapping                       | 3             | 1             | -66.7%       | 0.1                  | 1             | 1                 |
| Incest                           | 0             | 0             |              | 0.0                  | 0             | 0                 |
| Statutory Rape                   | 0             | 0             |              | 0.0                  | 0             | 0                 |
| Human Trafficking Offenses       | 0             | 0             |              | 0.0                  | 0             | 0                 |
| Violation of No Contact/Protect. | 19            | 18            | -5.3%        | 1.8                  | 16            | 14                |
| Robbery                          | 4             | 6             | 50.0%        | 0.6                  | 5             | 0                 |
| Burglary                         | 54            | 57            | 5.6%         | 5.7                  | 26            | 0                 |
| Larceny-Theft Offenses           | 235           | 232           | -1.3%        | 23.2                 | 70            | 1                 |
| Motor Vehicle Theft              | 38            | 53            | 39.5%        | 5.3                  | 0             | 1                 |
| Arson                            | 2             | 1             | -50.0%       | 0.1                  | 1             | 0                 |
| Destruction of Property          | 89            | 70            | -21.3%       | 7.0                  | 5             | 0                 |
| Counterfeiting/Forgery           | 17            | 7             | -58.8%       | 0.7                  | 1             | 0                 |
| Fraud Offenses                   | 21            | 16            | -23.8%       | 1.6                  | 2             | 0                 |
| Embezzlement                     | 1             | 1             | 0.0%         | 0.1                  | 0             | 0                 |
| Extortion/Blackmail              | 0             | 0             |              | 0.0                  | 0             | 0                 |
| Bribery                          | 0             | 0             |              | 0.0                  | 0             | 0                 |
| Stolen Property Offenses         | 14            | 10            | -28.6%       | 1.0                  | 13            | 0                 |
| Animal Cruelty                   | 0             | 0             |              | 0.0                  | 0             | 0                 |
| Drug/Narcotic Violations         | 32            | 47            | 46.9%        | 4.7                  | 42            | 0                 |
| Drug Equipment Violations        | 18            | 16            | -11.1%       | 1.6                  | 8             | 0                 |
| Gambling Offenses                | 0             | 0             |              | 0.0                  | 0             | 0                 |
| Pornography                      | 0             | 1             |              | 0.1                  | 1             | 0                 |
| Prostitution Offenses            | 0             | 0             |              | 0.0                  | 0             | 0                 |
| Weapon Law Violations            | 7             | 3             | -57.1%       | 0.3                  | 3             | 0                 |
| <b>Grand Total</b>               | <b>658</b>    | <b>643</b>    | <b>-2.3%</b> | <b>64.2</b>          | <b>273</b>    | <b>60</b>         |

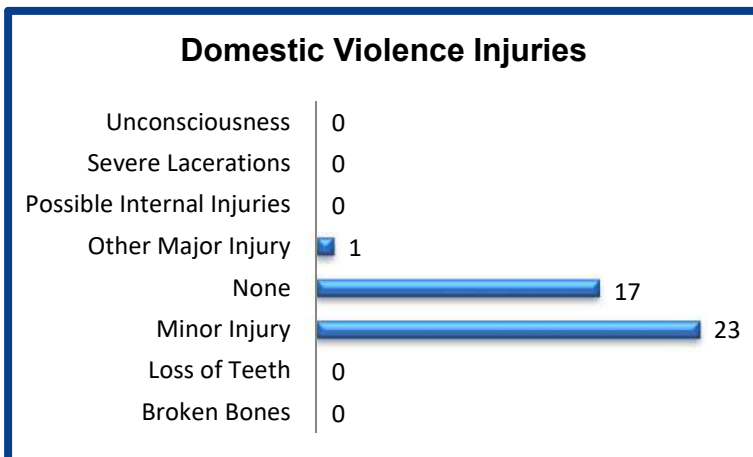
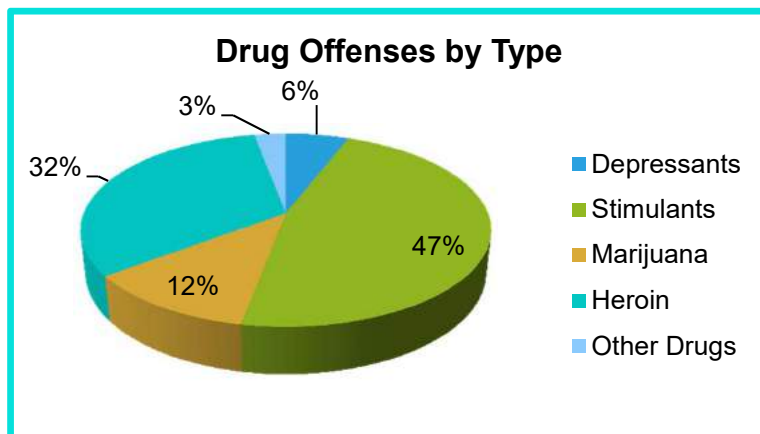
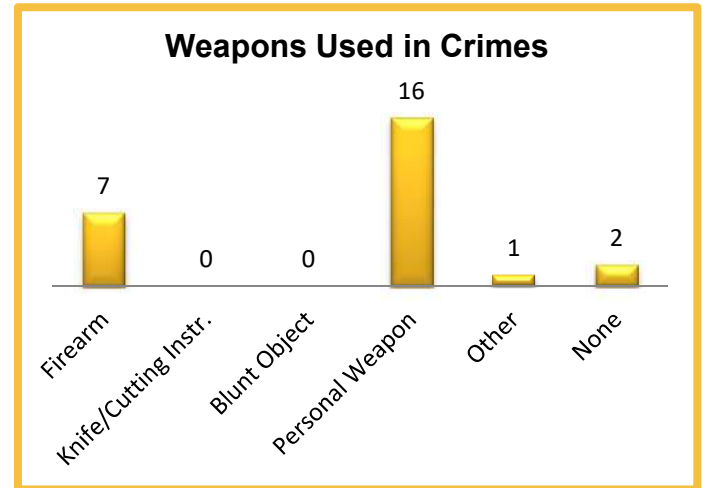
## 2017 Washington NIBRS Submission Agencies

Snohomish PD

Continued

### 2017 Group B Arrests

| Offense               | Adult     | Juvenile |
|-----------------------|-----------|----------|
| Bad Checks            | 0         | 0        |
| Curfew/Vagrancy       | 0         | 0        |
| Disorderly Conduct    | 12        | 1        |
| Drunkenness           | 0         | 0        |
| DUI                   | 19        | 0        |
| Family Offenses       | 0         | 0        |
| Liquor Law Violations | 0         | 4        |
| Peeping Tom           | 0         | 0        |
| Trespass              | 6         | 1        |
| All Other Offenses    | 21        | 2        |
| <b>Total</b>          | <b>58</b> | <b>8</b> |



### 2017 Property Values by Type

| Type                 | Value            |
|----------------------|------------------|
| Seized               | \$250            |
| Burned               | \$4,000          |
| Counterfeited/Forged | \$400            |
| Destroyed/Damaged    | \$57,887         |
| Recovered            | \$216,894        |
| Stolen               | \$465,237        |
| <b>Total</b>         | <b>\$744,668</b> |

## 2017 Washington NIBRS Submission Agencies

**Stanwood PD**

Snohomish County

Population: 6,785  
Months Reported: 12

**Offense Overview**

Offense Total 412  
# of Cleared Offense 130  
Percent Cleared 31.6%

**Group A Arrest Overview**

Arrest Total 127  
Adult Arrest Total 89  
Juvenile Arrest Total 38

| Group A Offenses                 | Reported 2016 | Reported 2017 | % of Change   | Crime Rate per 1,000 | Total Arrests | DV Offense Totals |
|----------------------------------|---------------|---------------|---------------|----------------------|---------------|-------------------|
| Murder                           | 0             | 0             |               | 0.0                  | 0             | 0                 |
| Manslaughter                     | 0             | 0             |               | 0.0                  | 0             | 0                 |
| Rape                             | 3             | 4             | 33.3%         | 0.6                  | 1             | 1                 |
| Sodomy                           | 0             | 1             |               | 0.1                  | 0             | 0                 |
| Sexual Assault w/Object          | 0             | 0             |               | 0.0                  | 0             | 0                 |
| Fondling                         | 2             | 4             | 100.0%        | 0.6                  | 1             | 2                 |
| Aggravated Assault               | 2             | 6             | 200.0%        | 0.9                  | 4             | 3                 |
| Simple Assault                   | 50            | 51            | 2.0%          | 7.5                  | 37            | 38                |
| Intimidation                     | 7             | 12            | 71.4%         | 1.8                  | 6             | 3                 |
| Kidnapping                       | 1             | 0             | -100.0%       | 0.0                  | 0             | 0                 |
| Incest                           | 0             | 0             |               | 0.0                  | 0             | 0                 |
| Statutory Rape                   | 0             | 0             |               | 0.0                  | 0             | 0                 |
| Human Trafficking Offenses       | 0             | 0             |               | 0.0                  | 0             | 0                 |
| Violation of No Contact/Protect. | 10            | 18            | 80.0%         | 2.7                  | 16            | 17                |
| Robbery                          | 2             | 5             | 150.0%        | 0.7                  | 1             | 0                 |
| Burglary                         | 34            | 32            | -5.9%         | 4.7                  | 8             | 1                 |
| Larceny-Theft Offenses           | 202           | 144           | -28.7%        | 21.2                 | 14            | 2                 |
| Motor Vehicle Theft              | 8             | 24            | 200.0%        | 3.5                  | 3             | 2                 |
| Arson                            | 1             | 1             | 0.0%          | 0.1                  | 0             | 0                 |
| Destruction of Property          | 62            | 49            | -21.0%        | 7.2                  | 5             | 0                 |
| Counterfeiting/Forgery           | 12            | 10            | -16.7%        | 1.5                  | 1             | 0                 |
| Fraud Offenses                   | 12            | 16            | 33.3%         | 2.4                  | 0             | 0                 |
| Embezzlement                     | 0             | 0             |               | 0.0                  | 0             | 0                 |
| Extortion/Blackmail              | 0             | 0             |               | 0.0                  | 0             | 0                 |
| Bribery                          | 0             | 0             |               | 0.0                  | 0             | 0                 |
| Stolen Property Offenses         | 12            | 4             | -66.7%        | 0.6                  | 4             | 0                 |
| Animal Cruelty                   | 2             | 0             | -100.0%       | 0.0                  | 0             | 0                 |
| Drug/Narcotic Violations         | 24            | 22            | -8.3%         | 3.2                  | 22            | 0                 |
| Drug Equipment Violations        | 9             | 5             | -44.4%        | 0.7                  | 3             | 0                 |
| Gambling Offenses                | 0             | 0             |               | 0.0                  | 0             | 0                 |
| Pornography                      | 0             | 1             |               | 0.1                  | 0             | 0                 |
| Prostitution Offenses            | 0             | 0             |               | 0.0                  | 0             | 0                 |
| Weapon Law Violations            | 6             | 3             | -50.0%        | 0.4                  | 1             | 0                 |
| <b>Grand Total</b>               | <b>461</b>    | <b>412</b>    | <b>-10.6%</b> | <b>60.7</b>          | <b>127</b>    | <b>69</b>         |

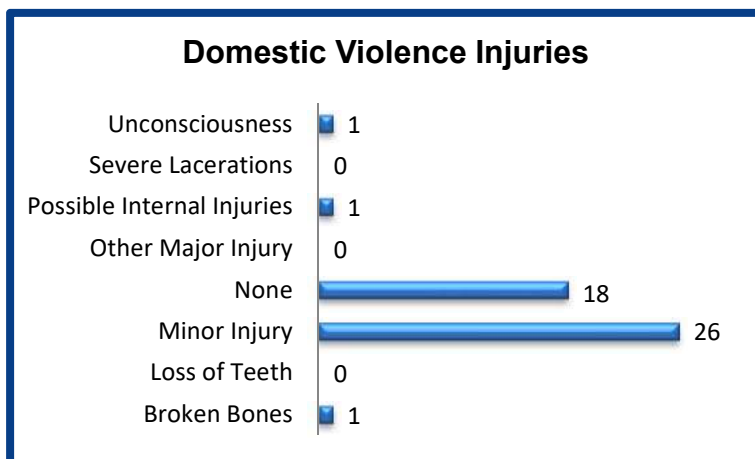
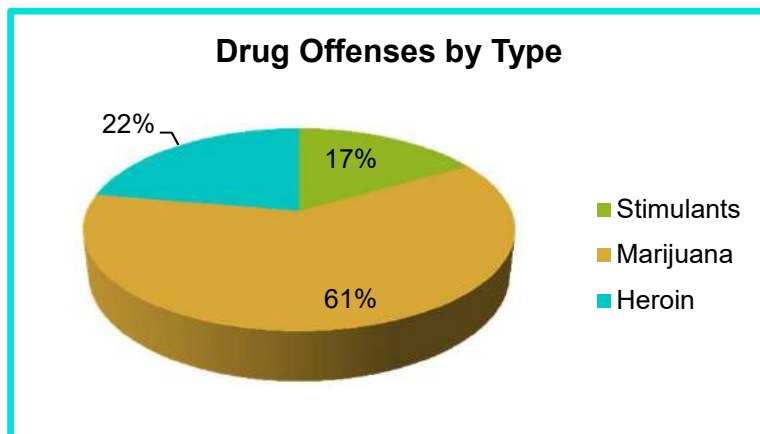
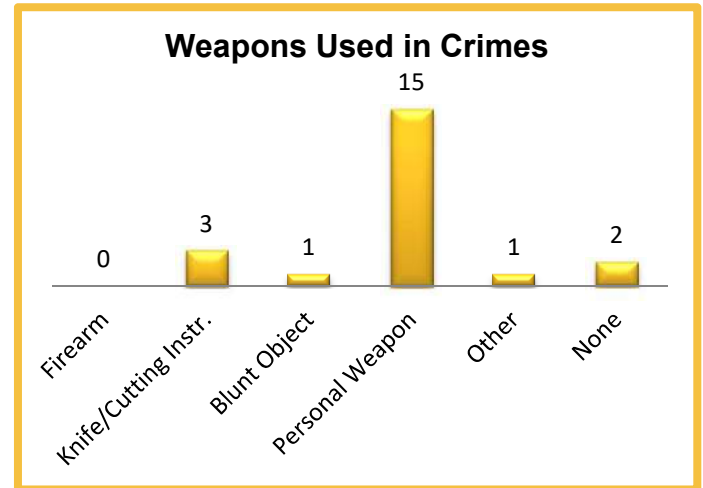
## 2017 Washington NIBRS Submission Agencies

Stanwood PD

Continued

### 2017 Group B Arrests

| Offense               | Adult     | Juvenile  |
|-----------------------|-----------|-----------|
| Bad Checks            | 1         | 0         |
| Curfew/Vagrancy       | 0         | 0         |
| Disorderly Conduct    | 0         | 1         |
| Drunkenness           | 0         | 0         |
| DUI                   | 20        | 0         |
| Family Offenses       | 1         | 0         |
| Liquor Law Violations | 1         | 9         |
| Peeping Tom           | 0         | 0         |
| Trespass              | 4         | 1         |
| All Other Offenses    | 7         | 5         |
| <b>Total</b>          | <b>34</b> | <b>16</b> |



### 2017 Property Values by Type

| Type                 | Value            |
|----------------------|------------------|
| Seized               | \$1,588          |
| Burned               | \$1,000          |
| Counterfeited/Forged | \$238            |
| Destroyed/Damaged    | \$31,779         |
| Recovered            | \$107,869        |
| Stolen               | \$248,754        |
| <b>Total</b>         | <b>\$391,228</b> |

## 2017 Washington NIBRS Submission Agencies

**Sultan PD**

Snohomish County

Population: 5,030  
Months Reported: 12

**Offense Overview**

Offense Total 242  
# of Cleared Offense 106  
Percent Cleared 43.8%

**Group A Arrest Overview**

Arrest Total 87  
Adult Arrest Total 68  
Juvenile Arrest Total 19

| Group A Offenses                 | Reported 2016 | Reported 2017 | % of Change  | Crime Rate per 1,000 | Total Arrests | DV Offense Totals |
|----------------------------------|---------------|---------------|--------------|----------------------|---------------|-------------------|
| Murder                           | 0             | 0             |              | 0.0                  | 0             | 0                 |
| Manslaughter                     | 0             | 0             |              | 0.0                  | 0             | 0                 |
| Rape                             | 3             | 2             | -33.3%       | 0.4                  | 1             | 1                 |
| Sodomy                           | 0             | 0             |              | 0.0                  | 0             | 0                 |
| Sexual Assault w/Object          | 0             | 0             |              | 0.0                  | 0             | 0                 |
| Fondling                         | 2             | 2             | 0.0%         | 0.4                  | 0             | 1                 |
| Aggravated Assault               | 18            | 10            | -44.4%       | 2.0                  | 6             | 7                 |
| Simple Assault                   | 48            | 43            | -10.4%       | 8.5                  | 31            | 29                |
| Intimidation                     | 8             | 13            | 62.5%        | 2.6                  | 5             | 1                 |
| Kidnapping                       | 1             | 2             | 100.0%       | 0.4                  | 2             | 2                 |
| Incest                           | 0             | 0             |              | 0.0                  | 0             | 0                 |
| Statutory Rape                   | 1             | 0             | -100.0%      | 0.0                  | 0             | 0                 |
| Human Trafficking Offenses       | 0             | 0             |              | 0.0                  | 0             | 0                 |
| Violation of No Contact/Protect. | 9             | 7             | -22.2%       | 1.4                  | 5             | 7                 |
| Robbery                          | 1             | 1             | 0.0%         | 0.2                  | 0             | 0                 |
| Burglary                         | 25            | 16            | -36.0%       | 3.2                  | 2             | 0                 |
| Larceny-Theft Offenses           | 50            | 51            | 2.0%         | 10.1                 | 4             | 0                 |
| Motor Vehicle Theft              | 8             | 16            | 100.0%       | 3.2                  | 0             | 1                 |
| Arson                            | 0             | 0             |              | 0.0                  | 0             | 0                 |
| Destruction of Property          | 33            | 20            | -39.4%       | 4.0                  | 3             | 0                 |
| Counterfeiting/Forgery           | 4             | 4             | 0.0%         | 0.8                  | 0             | 0                 |
| Fraud Offenses                   | 9             | 8             | -11.1%       | 1.6                  | 0             | 0                 |
| Embezzlement                     | 0             | 0             |              | 0.0                  | 0             | 0                 |
| Extortion/Blackmail              | 0             | 0             |              | 0.0                  | 0             | 0                 |
| Bribery                          | 0             | 0             |              | 0.0                  | 0             | 0                 |
| Stolen Property Offenses         | 3             | 7             | 133.3%       | 1.4                  | 5             | 0                 |
| Animal Cruelty                   | 0             | 0             |              | 0.0                  | 0             | 0                 |
| Drug/Narcotic Violations         | 15            | 18            | 20.0%        | 3.6                  | 10            | 0                 |
| Drug Equipment Violations        | 6             | 17            | 183.3%       | 3.4                  | 10            | 0                 |
| Gambling Offenses                | 0             | 0             |              | 0.0                  | 0             | 0                 |
| Pornography                      | 0             | 1             |              | 0.2                  | 1             | 0                 |
| Prostitution Offenses            | 0             | 0             |              | 0.0                  | 0             | 0                 |
| Weapon Law Violations            | 6             | 4             | -33.3%       | 0.8                  | 2             | 0                 |
| <b>Grand Total</b>               | <b>250</b>    | <b>242</b>    | <b>-3.2%</b> | <b>48.1</b>          | <b>87</b>     | <b>49</b>         |

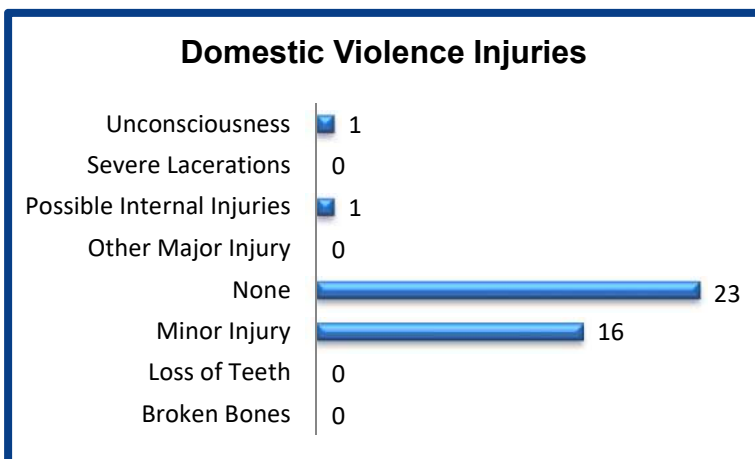
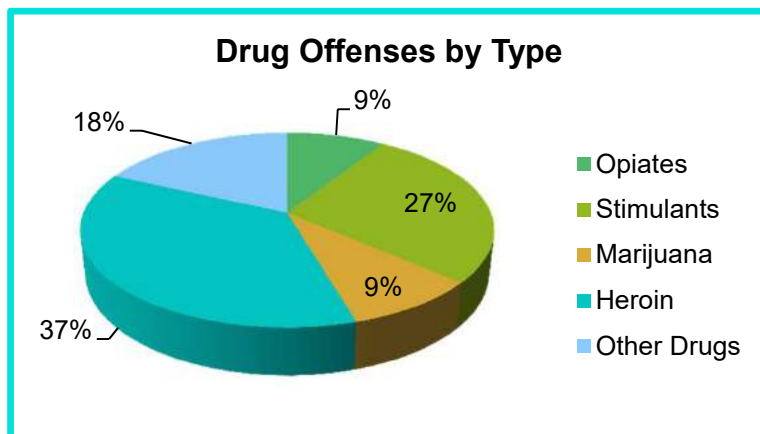
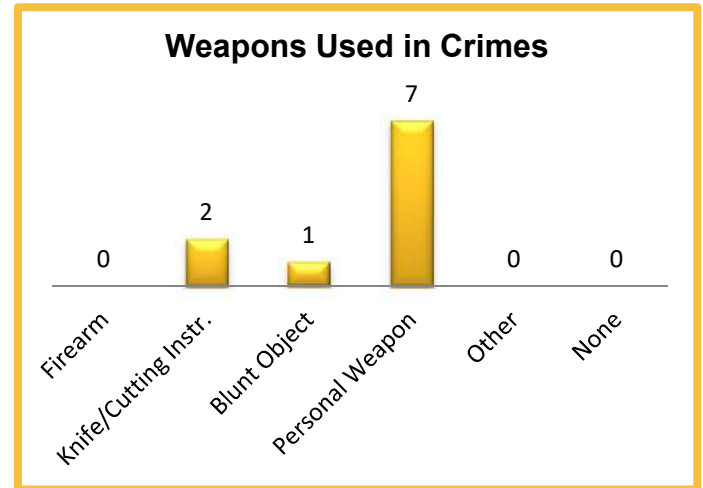
## 2017 Washington NIBRS Submission Agencies

Sultan PD

Continued

### 2017 Group B Arrests

| Offense               | Adult     | Juvenile |
|-----------------------|-----------|----------|
| Bad Checks            | 0         | 0        |
| Curfew/Vagrancy       | 0         | 0        |
| Disorderly Conduct    | 3         | 0        |
| Drunkenness           | 0         | 0        |
| DUI                   | 4         | 0        |
| Family Offenses       | 1         | 0        |
| Liquor Law Violations | 0         | 1        |
| Peeping Tom           | 0         | 0        |
| Trespass              | 3         | 2        |
| All Other Offenses    | 22        | 1        |
| <b>Total</b>          | <b>33</b> | <b>4</b> |



### 2017 Property Values by Type

| Type                 | Value            |
|----------------------|------------------|
| Seized               | \$50             |
| Burned               | \$0              |
| Counterfeited/Forged | \$420            |
| Destroyed/Damaged    | \$9,105          |
| Recovered            | \$77,055         |
| Stolen               | \$101,933        |
| <b>Total</b>         | <b>\$188,563</b> |

## 2017 Washington NIBRS Submission Agencies

**Woodway PD**

Snohomish County

Population: 1,340  
Months Reported: 12

### Offense Overview

Offense Total 30  
# of Cleared Offense 6  
Percent Cleared 20.0%

### Group A Arrest Overview

Arrest Total 3  
Adult Arrest Total 3  
Juvenile Arrest Total 0

| Group A Offenses                 | Reported 2016 | Reported 2017 | % of Change  | Crime Rate per 1,000 | Total Arrests | DV Offense Totals |
|----------------------------------|---------------|---------------|--------------|----------------------|---------------|-------------------|
| Murder                           | 0             | 0             |              | 0.0                  | 0             | 0                 |
| Manslaughter                     | 0             | 0             |              | 0.0                  | 0             | 0                 |
| Rape                             | 0             | 0             |              | 0.0                  | 0             | 0                 |
| Sodomy                           | 0             | 0             |              | 0.0                  | 0             | 0                 |
| Sexual Assault w/Object          | 0             | 0             |              | 0.0                  | 0             | 0                 |
| Fondling                         | 0             | 0             |              | 0.0                  | 0             | 0                 |
| Aggravated Assault               | 0             | 0             |              | 0.0                  | 0             | 0                 |
| Simple Assault                   | 0             | 2             |              | 1.5                  | 2             | 1                 |
| Intimidation                     | 0             | 0             |              | 0.0                  | 0             | 0                 |
| Kidnapping                       | 0             | 0             |              | 0.0                  | 0             | 0                 |
| Incest                           | 0             | 0             |              | 0.0                  | 0             | 0                 |
| Statutory Rape                   | 0             | 0             |              | 0.0                  | 0             | 0                 |
| Human Trafficking Offenses       | 0             | 0             |              | 0.0                  | 0             | 0                 |
| Violation of No Contact/Protect. | 0             | 0             |              | 0.0                  | 0             | 0                 |
| Robbery                          | 0             | 0             |              | 0.0                  | 0             | 0                 |
| Burglary                         | 4             | 3             | -25.0%       | 2.2                  | 1             | 0                 |
| Larceny-Theft Offenses           | 9             | 8             | -11.1%       | 6.0                  | 0             | 0                 |
| Motor Vehicle Theft              | 0             | 0             |              | 0.0                  | 0             | 0                 |
| Arson                            | 0             | 0             |              | 0.0                  | 0             | 0                 |
| Destruction of Property          | 9             | 9             | 0.0%         | 6.7                  | 0             | 0                 |
| Counterfeiting/Forgery           | 0             | 1             |              | 0.7                  | 0             | 0                 |
| Fraud Offenses                   | 2             | 7             | 250.0%       | 5.2                  | 0             | 0                 |
| Embezzlement                     | 0             | 0             |              | 0.0                  | 0             | 0                 |
| Extortion/Blackmail              | 0             | 0             |              | 0.0                  | 0             | 0                 |
| Bribery                          | 0             | 0             |              | 0.0                  | 0             | 0                 |
| Stolen Property Offenses         | 0             | 0             |              | 0.0                  | 0             | 0                 |
| Animal Cruelty                   | 0             | 0             |              | 0.0                  | 0             | 0                 |
| Drug/Narcotic Violations         | 0             | 0             |              | 0.0                  | 0             | 0                 |
| Drug Equipment Violations        | 1             | 0             | -100.0%      | 0.0                  | 0             | 0                 |
| Gambling Offenses                | 0             | 0             |              | 0.0                  | 0             | 0                 |
| Pornography                      | 0             | 0             |              | 0.0                  | 0             | 0                 |
| Prostitution Offenses            | 0             | 0             |              | 0.0                  | 0             | 0                 |
| Weapon Law Violations            | 0             | 0             |              | 0.0                  | 0             | 0                 |
| <b>Grand Total</b>               | <b>25</b>     | <b>30</b>     | <b>20.0%</b> | <b>22.4</b>          | <b>3</b>      | <b>1</b>          |

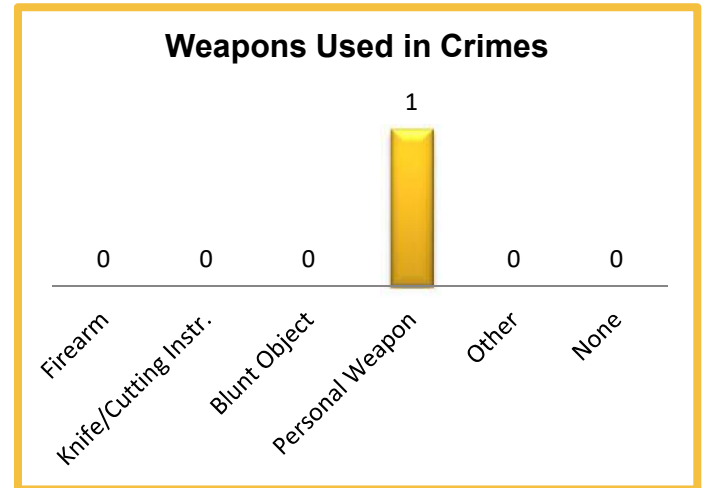
## 2017 Washington NIBRS Submission Agencies

Woodway PD

Continued

### 2017 Group B Arrests

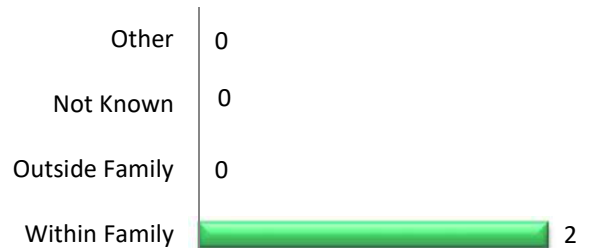
| Offense               | Adult    | Juvenile |
|-----------------------|----------|----------|
| Bad Checks            | 0        | 0        |
| Curfew/Vagrancy       | 0        | 0        |
| Disorderly Conduct    | 0        | 0        |
| Drunkenness           | 0        | 0        |
| DUI                   | 0        | 0        |
| Family Offenses       | 0        | 0        |
| Liquor Law Violations | 0        | 0        |
| Peeping Tom           | 0        | 0        |
| Trespass              | 3        | 0        |
| All Other Offenses    | 1        | 0        |
| <b>Total</b>          | <b>4</b> | <b>0</b> |



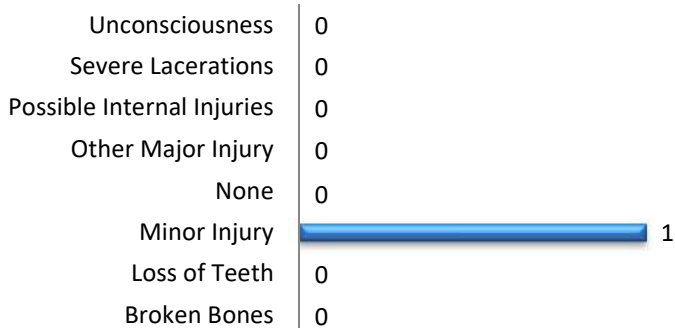
### Drug Offenses by Type

**No Drug Offenses by Type  
Reported**

### Relationship of Victim to Offender



### Domestic Violence Injuries



### 2017 Property Values by Type

| Type                 | Value            |
|----------------------|------------------|
| Seized               | \$0              |
| Burned               | \$0              |
| Counterfeited/Forged | \$850            |
| Destroyed/Damaged    | \$6,370          |
| Recovered            | \$1,000          |
| Stolen               | \$97,347         |
| <b>Total</b>         | <b>\$105,567</b> |

## 2017 Washington NIBRS Submission Agencies

**Spokane SO**

Spokane County

Population: 157,360  
Months Reported: 12

**Offense Overview**

Offense Total 8,461  
# of Cleared Offense 1,232  
Percent Cleared 14.6%

**First full NIBRS  
submission year**

**Group A Arrest Overview**

Arrest Total 986  
Adult Arrest Total 857  
Juvenile Arrest Total 129

| Group A Offenses                 | Reported<br>2016 | Reported<br>2017 | % of<br>Change* | Crime Rate<br>per 1,000 | Total<br>Arrests | DV Offense<br>Totals |
|----------------------------------|------------------|------------------|-----------------|-------------------------|------------------|----------------------|
| Murder                           | 3                | 7                |                 | 0.0                     | 5                | 3                    |
| Manslaughter                     | 0                | 0                |                 | 0.0                     | 0                | 0                    |
| Rape                             | 19               | 41               |                 | 0.3                     | 2                | 8                    |
| Sodomy                           | 0                | 2                |                 | 0.0                     | 0                | 0                    |
| Sexual Assault w/Object          | 1                | 1                |                 | 0.0                     | 0                | 1                    |
| Fondling                         | 36               | 20               |                 | 0.1                     | 2                | 2                    |
| Aggravated Assault               | 46               | 108              |                 | 0.7                     | 42               | 35                   |
| Simple Assault                   | 354              | 911              |                 | 5.8                     | 299              | 394                  |
| Intimidation                     | 230              | 441              |                 | 2.8                     | 26               | 74                   |
| Kidnapping                       | 87               | 40               |                 | 0.3                     | 8                | 18                   |
| Incest                           | 2                | 1                |                 | 0.0                     | 0                | 1                    |
| Statutory Rape                   | 4                | 1                |                 | 0.0                     | 0                | 1                    |
| Human Trafficking Offenses       | 0                | 0                |                 | 0.0                     | 0                | 0                    |
| Violation of No Contact/Protect. | 131              | 193              |                 | 1.2                     | 96               | 169                  |
| Robbery                          | 6                | 18               |                 | 0.1                     | 8                | 1                    |
| Burglary                         | 424              | 864              |                 | 5.5                     | 52               | 34                   |
| Larceny-Theft Offenses           | 1,194            | 2,430            |                 | 15.4                    | 50               | 53                   |
| Motor Vehicle Theft              | 156              | 334              |                 | 2.1                     | 18               | 15                   |
| Arson                            | 3                | 7                |                 | 0.0                     | 1                | 1                    |
| Destruction of Property          | 679              | 1,547            |                 | 9.8                     | 84               | 0                    |
| Counterfeiting/Forgery           | 59               | 162              |                 | 1.0                     | 3                | 0                    |
| Fraud Offenses                   | 244              | 864              |                 | 5.5                     | 6                | 0                    |
| Embezzlement                     | 3                | 18               |                 | 0.1                     | 0                | 0                    |
| Extortion/Blackmail              | 3                | 8                |                 | 0.1                     | 0                | 0                    |
| Bribery                          | 0                | 0                |                 | 0.0                     | 0                | 0                    |
| Stolen Property Offenses         | 29               | 86               |                 | 0.5                     | 50               | 0                    |
| Animal Cruelty                   | 0                | 11               |                 | 0.1                     | 3                | 0                    |
| Drug/Narcotic Violations         | 69               | 241              |                 | 1.5                     | 209              | 0                    |
| Drug Equipment Violations        | 1                | 47               |                 | 0.3                     | 1                | 0                    |
| Gambling Offenses                | 0                | 0                |                 | 0.0                     | 0                | 0                    |
| Pornography                      | 3                | 14               |                 | 0.1                     | 2                | 0                    |
| Prostitution Offenses            | 2                | 4                |                 | 0.0                     | 0                | 0                    |
| Weapon Law Violations            | 20               | 40               |                 | 0.3                     | 19               | 0                    |
| <b>Grand Total</b>               | <b>3,808</b>     | <b>8,461</b>     |                 | <b>53.8</b>             | <b>986</b>       | <b>810</b>           |

\* Please see #10 in the NIBRS Individual Agency Page Table Legend on page 80

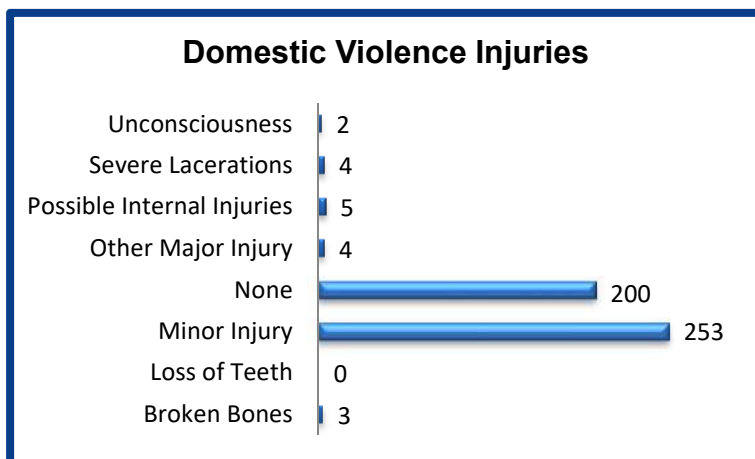
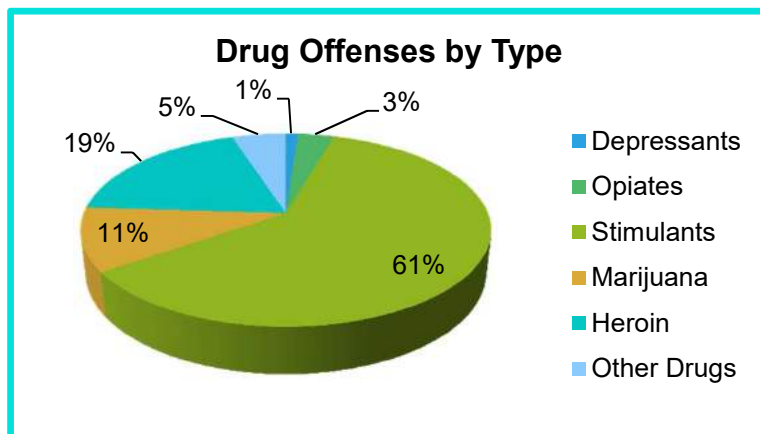
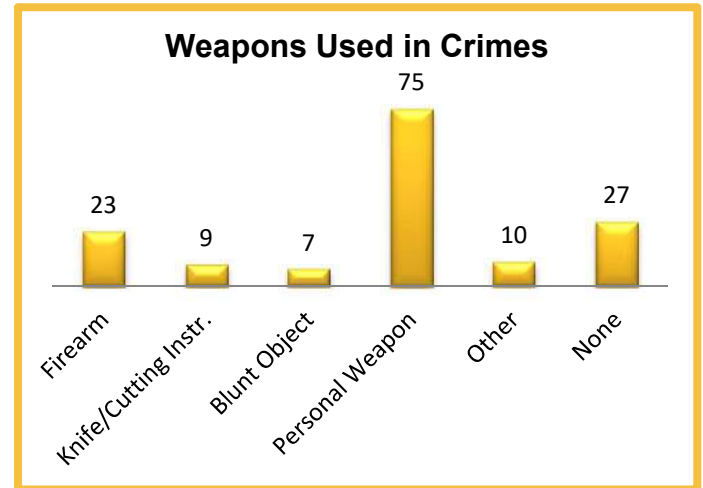
## 2017 Washington NIBRS Submission Agencies

Spokane SO

Continued

### 2017 Group B Arrests

| Offense               | Adult      | Juvenile |
|-----------------------|------------|----------|
| Bad Checks            | 0          | 0        |
| Curfew/Vagrancy       | 0          | 0        |
| Disorderly Conduct    | 3          | 0        |
| Drunkenness           | 0          | 0        |
| DUI                   | 89         | 1        |
| Family Offenses       | 2          | 0        |
| Liquor Law Violations | 7          | 2        |
| Peeping Tom           | 0          | 0        |
| Trespass              | 26         | 0        |
| All Other Offenses    | 177        | 6        |
| <b>Total</b>          | <b>304</b> | <b>9</b> |



### 2017 Property Values by Type

| Type                 | Value               |
|----------------------|---------------------|
| Seized               | \$6,418             |
| Burned               | \$19,005            |
| Counterfeited/Forged | \$134,107           |
| Destroyed/Damaged    | \$910,060           |
| Recovered            | \$1,162,707         |
| Stolen               | \$10,046,684        |
| <b>Total</b>         | <b>\$12,278,981</b> |

## 2017 Washington NIBRS Submission Agencies

**Airway Heights PD**

Spokane County

Population: 8,460  
Months Reported: 12

**Offense Overview**

Offense Total 532  
# of Cleared Offense 168  
Percent Cleared 31.6%

**Group A Arrest Overview**

Arrest Total 152  
Adult Arrest Total 142  
Juvenile Arrest Total 10

| Group A Offenses                 | Reported 2016 | Reported 2017 | % of Change  | Crime Rate per 1,000 | Total Arrests | DV Offense Totals |
|----------------------------------|---------------|---------------|--------------|----------------------|---------------|-------------------|
| Murder                           | 0             | 1             |              | 0.1                  | 0             | 0                 |
| Manslaughter                     | 0             | 0             |              | 0.0                  | 0             | 0                 |
| Rape                             | 1             | 1             | 0.0%         | 0.1                  | 1             | 0                 |
| Sodomy                           | 0             | 0             |              | 0.0                  | 0             | 0                 |
| Sexual Assault w/Object          | 0             | 0             |              | 0.0                  | 0             | 0                 |
| Fondling                         | 0             | 5             |              | 0.6                  | 0             | 0                 |
| Aggravated Assault               | 1             | 7             | 600.0%       | 0.8                  | 2             | 2                 |
| Simple Assault                   | 54            | 72            | 33.3%        | 8.5                  | 51            | 58                |
| Intimidation                     | 1             | 3             | 200.0%       | 0.4                  | 1             | 3                 |
| Kidnapping                       | 0             | 3             |              | 0.4                  | 2             | 1                 |
| Incest                           | 0             | 0             |              | 0.0                  | 0             | 0                 |
| Statutory Rape                   | 0             | 0             |              | 0.0                  | 0             | 0                 |
| Human Trafficking Offenses       | 0             | 0             |              | 0.0                  | 0             | 0                 |
| Violation of No Contact/Protect. | 16            | 28            | 75.0%        | 3.3                  | 20            | 28                |
| Robbery                          | 1             | 2             | 100.0%       | 0.2                  | 1             | 0                 |
| Burglary                         | 37            | 32            | -13.5%       | 3.8                  | 10            | 2                 |
| Larceny-Theft Offenses           | 214           | 225           | 5.1%         | 26.6                 | 40            | 2                 |
| Motor Vehicle Theft              | 43            | 28            | -34.9%       | 3.3                  | 0             | 1                 |
| Arson                            | 0             | 0             |              | 0.0                  | 0             | 0                 |
| Destruction of Property          | 46            | 69            | 50.0%        | 8.2                  | 3             | 0                 |
| Counterfeiting/Forgery           | 4             | 5             | 25.0%        | 0.6                  | 0             | 0                 |
| Fraud Offenses                   | 8             | 12            | 50.0%        | 1.4                  | 0             | 0                 |
| Embezzlement                     | 0             | 0             |              | 0.0                  | 0             | 0                 |
| Extortion/Blackmail              | 0             | 0             |              | 0.0                  | 0             | 0                 |
| Bribery                          | 0             | 0             |              | 0.0                  | 0             | 0                 |
| Stolen Property Offenses         | 14            | 13            | -7.1%        | 1.5                  | 6             | 0                 |
| Animal Cruelty                   | 0             | 0             |              | 0.0                  | 0             | 0                 |
| Drug/Narcotic Violations         | 16            | 21            | 31.3%        | 2.5                  | 14            | 0                 |
| Drug Equipment Violations        | 0             | 4             |              | 0.5                  | 0             | 0                 |
| Gambling Offenses                | 0             | 0             |              | 0.0                  | 0             | 0                 |
| Pornography                      | 0             | 0             |              | 0.0                  | 0             | 0                 |
| Prostitution Offenses            | 0             | 0             |              | 0.0                  | 0             | 0                 |
| Weapon Law Violations            | 0             | 1             |              | 0.1                  | 1             | 0                 |
| <b>Grand Total</b>               | <b>456</b>    | <b>532</b>    | <b>16.7%</b> | <b>62.9</b>          | <b>152</b>    | <b>97</b>         |


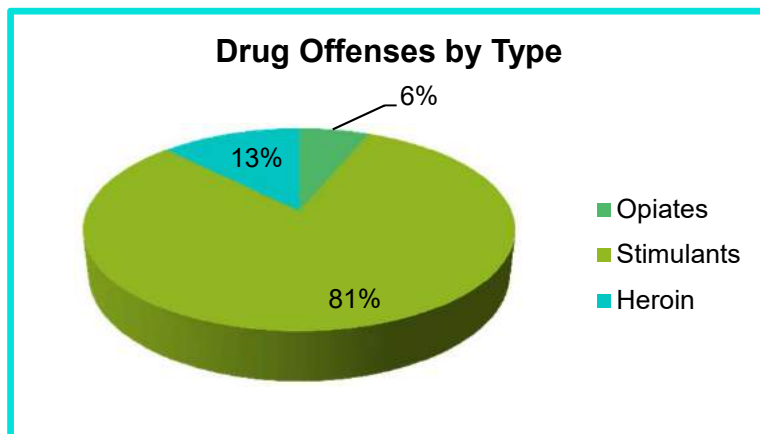
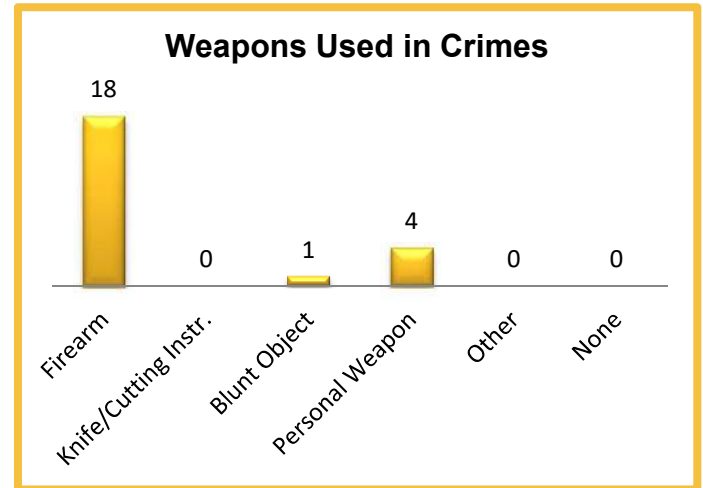
## 2017 Washington NIBRS Submission Agencies

Airway Heights PD

Continued

### 2017 Group B Arrests

| Offense               | Adult     | Juvenile |
|-----------------------|-----------|----------|
| Bad Checks            | 0         | 0        |
| Curfew/Vagrancy       | 0         | 0        |
| Disorderly Conduct    | 1         | 0        |
| Drunkenness           | 0         | 0        |
| DUI                   | 11        | 0        |
| Family Offenses       | 0         | 0        |
| Liquor Law Violations | 0         | 0        |
| Peeping Tom           | 0         | 0        |
| Trespass              | 11        | 0        |
| All Other Offenses    | 65        | 1        |
| <b>Total</b>          | <b>88</b> | <b>1</b> |



### 2017 Property Values by Type

| Type                 | Value            |
|----------------------|------------------|
| Seized               | \$4              |
| Burned               | \$0              |
| Counterfeited/Forged | \$103            |
| Destroyed/Damaged    | \$30,542         |
| Recovered            | \$22,826         |
| Stolen               | \$233,261        |
| <b>Total</b>         | <b>\$286,736</b> |

## 2017 Washington NIBRS Submission Agencies

**Cheney PD**

Spokane County

Population: 11,880  
Months Reported: 12

### Offense Overview

Offense Total 632  
# of Cleared Offense 109  
Percent Cleared 17.2%

### Group A Arrest Overview

Arrest Total 114  
Adult Arrest Total 84  
Juvenile Arrest Total 30

| Group A Offenses                 | Reported 2016 | Reported 2017 | % of Change   | Crime Rate per 1,000 | Total Arrests | DV Offense Totals |
|----------------------------------|---------------|---------------|---------------|----------------------|---------------|-------------------|
| Murder                           | 0             | 0             |               | 0.0                  | 1             | 0                 |
| Manslaughter                     | 0             | 0             |               | 0.0                  | 0             | 0                 |
| Rape                             | 13            | 14            | 7.7%          | 1.2                  | 1             | 0                 |
| Sodomy                           | 0             | 0             |               | 0.0                  | 0             | 0                 |
| Sexual Assault w/Object          | 0             | 0             |               | 0.0                  | 0             | 0                 |
| Fondling                         | 4             | 0             | -100.0%       | 0.0                  | 0             | 0                 |
| Aggravated Assault               | 15            | 12            | -20.0%        | 1.0                  | 6             | 2                 |
| Simple Assault                   | 72            | 60            | -16.7%        | 5.1                  | 32            | 23                |
| Intimidation                     | 178           | 191           | 7.3%          | 16.1                 | 5             | 167               |
| Kidnapping                       | 0             | 1             |               | 0.1                  | 0             | 1                 |
| Incest                           | 0             | 0             |               | 0.0                  | 0             | 0                 |
| Statutory Rape                   | 0             | 0             |               | 0.0                  | 0             | 0                 |
| Human Trafficking Offenses       | 0             | 0             |               | 0.0                  | 0             | 0                 |
| Violation of No Contact/Protect. | 9             | 15            | 66.7%         | 1.3                  | 7             | 14                |
| Robbery                          | 3             | 3             | 0.0%          | 0.3                  | 5             | 0                 |
| Burglary                         | 57            | 38            | -33.3%        | 3.2                  | 1             | 2                 |
| Larceny-Theft Offenses           | 242           | 155           | -36.0%        | 13.0                 | 31            | 4                 |
| Motor Vehicle Theft              | 48            | 24            | -50.0%        | 2.0                  | 2             | 4                 |
| Arson                            | 0             | 0             |               | 0.0                  | 0             | 0                 |
| Destruction of Property          | 94            | 67            | -28.7%        | 5.6                  | 8             | 0                 |
| Counterfeiting/Forgery           | 8             | 11            | 37.5%         | 0.9                  | 0             | 0                 |
| Fraud Offenses                   | 31            | 21            | -32.3%        | 1.8                  | 1             | 0                 |
| Embezzlement                     | 0             | 1             |               | 0.1                  | 1             | 0                 |
| Extortion/Blackmail              | 2             | 0             | -100.0%       | 0.0                  | 0             | 0                 |
| Bribery                          | 0             | 0             |               | 0.0                  | 0             | 0                 |
| Stolen Property Offenses         | 1             | 2             | 100.0%        | 0.2                  | 0             | 0                 |
| Animal Cruelty                   | 1             | 0             | -100.0%       | 0.0                  | 0             | 0                 |
| Drug/Narcotic Violations         | 12            | 13            | 8.3%          | 1.1                  | 11            | 0                 |
| Drug Equipment Violations        | 0             | 0             |               | 0.0                  | 0             | 0                 |
| Gambling Offenses                | 0             | 0             |               | 0.0                  | 0             | 0                 |
| Pornography                      | 0             | 0             |               | 0.0                  | 0             | 0                 |
| Prostitution Offenses            | 0             | 0             |               | 0.0                  | 0             | 0                 |
| Weapon Law Violations            | 1             | 4             | 300.0%        | 0.3                  | 2             | 0                 |
| <b>Grand Total</b>               | <b>791</b>    | <b>632</b>    | <b>-20.1%</b> | <b>53.2</b>          | <b>114</b>    | <b>217</b>        |

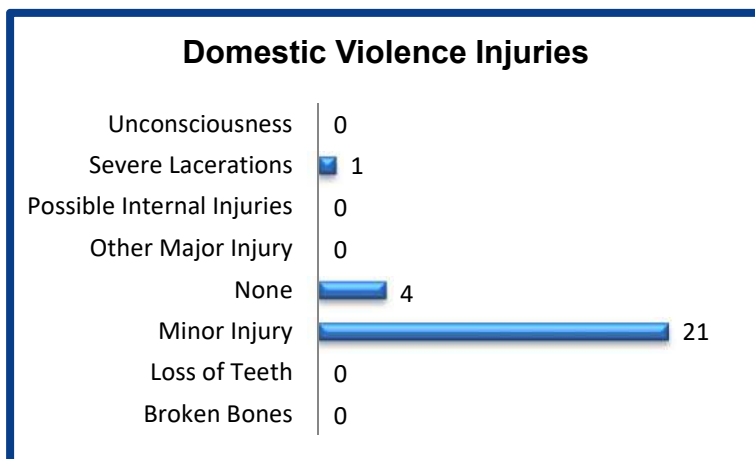
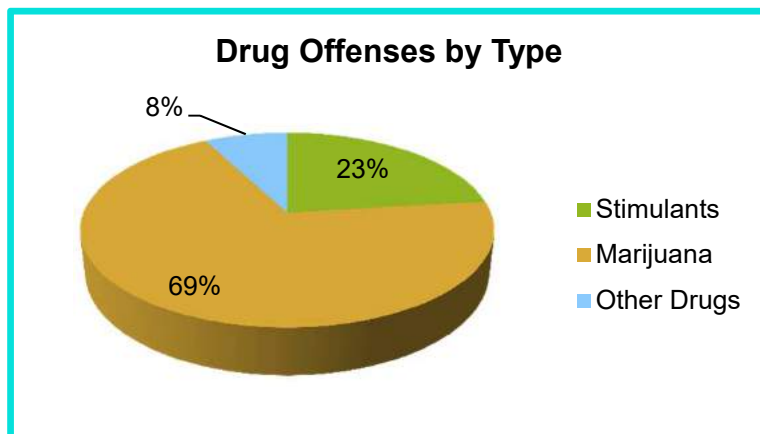
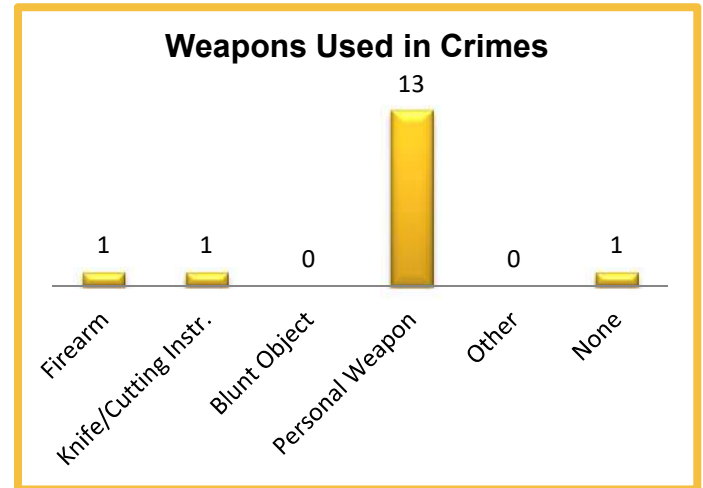
## 2017 Washington NIBRS Submission Agencies

Cheney PD

Continued

### 2017 Group B Arrests

| Offense               | Adult     | Juvenile |
|-----------------------|-----------|----------|
| Bad Checks            | 0         | 0        |
| Curfew/Vagrancy       | 0         | 0        |
| Disorderly Conduct    | 3         | 0        |
| Drunkenness           | 0         | 0        |
| DUI                   | 10        | 0        |
| Family Offenses       | 0         | 0        |
| Liquor Law Violations | 3         | 4        |
| Peeping Tom           | 0         | 0        |
| Trespass              | 1         | 0        |
| All Other Offenses    | 0         | 0        |
| <b>Total</b>          | <b>17</b> | <b>4</b> |



### 2017 Property Values by Type

| Type                 | Value            |
|----------------------|------------------|
| Seized               | \$0              |
| Burned               | \$0              |
| Counterfeited/Forged | \$3,415          |
| Destroyed/Damaged    | \$28,988         |
| Recovered            | \$120,760        |
| Stolen               | \$314,450        |
| <b>Total</b>         | <b>\$467,613</b> |

## 2017 Washington NIBRS Submission Agencies

**Eastern WA University PD**

Spokane County

Population: 0  
Months Reported: 12

**Offense Overview**

Offense Total 155  
# of Cleared Offense 42  
Percent Cleared 27.1%

**Group A Arrest Overview**

Arrest Total 43  
Adult Arrest Total 41  
Juvenile Arrest Total 2

| Group A Offenses                 | Reported 2016 | Reported 2017 | % of Change   | Crime Rate per 1,000 | Total Arrests | DV Offense Totals |
|----------------------------------|---------------|---------------|---------------|----------------------|---------------|-------------------|
| Murder                           | 0             | 0             |               | 0.0                  | 0             | 0                 |
| Manslaughter                     | 0             | 0             |               | 0.0                  | 0             | 0                 |
| Rape                             | 6             | 5             | -16.7%        | 0.0                  | 1             | 0                 |
| Sodomy                           | 0             | 1             |               | 0.0                  | 0             | 1                 |
| Sexual Assault w/Object          | 1             | 1             | 0.0%          | 0.0                  | 0             | 0                 |
| Fondling                         | 3             | 0             | -100.0%       | 0.0                  | 0             | 0                 |
| Aggravated Assault               | 3             | 0             | -100.0%       | 0.0                  | 0             | 0                 |
| Simple Assault                   | 12            | 14            | 16.7%         | 0.0                  | 5             | 8                 |
| Intimidation                     | 24            | 19            | -20.8%        | 0.0                  | 4             | 3                 |
| Kidnapping                       | 1             | 0             | -100.0%       | 0.0                  | 0             | 0                 |
| Incest                           | 0             | 0             |               | 0.0                  | 0             | 0                 |
| Statutory Rape                   | 0             | 0             |               | 0.0                  | 0             | 0                 |
| Human Trafficking Offenses       | 0             | 0             |               | 0.0                  | 0             | 0                 |
| Violation of No Contact/Protect. | 0             | 2             |               | 0.0                  | 1             | 1                 |
| Robbery                          | 1             | 0             | -100.0%       | 0.0                  | 0             | 0                 |
| Burglary                         | 11            | 5             | -54.5%        | 0.0                  | 0             | 0                 |
| Larceny-Theft Offenses           | 36            | 29            | -19.4%        | 0.0                  | 0             | 0                 |
| Motor Vehicle Theft              | 5             | 0             | -100.0%       | 0.0                  | 0             | 0                 |
| Arson                            | 0             | 0             |               | 0.0                  | 0             | 0                 |
| Destruction of Property          | 40            | 17            | -57.5%        | 0.0                  | 1             | 0                 |
| Counterfeiting/Forgery           | 1             | 2             | 100.0%        | 0.0                  | 0             | 0                 |
| Fraud Offenses                   | 3             | 4             | 33.3%         | 0.0                  | 0             | 0                 |
| Embezzlement                     | 0             | 0             |               | 0.0                  | 0             | 0                 |
| Extortion/Blackmail              | 0             | 0             |               | 0.0                  | 0             | 0                 |
| Bribery                          | 0             | 0             |               | 0.0                  | 0             | 0                 |
| Stolen Property Offenses         | 1             | 0             | -100.0%       | 0.0                  | 0             | 0                 |
| Animal Cruelty                   | 0             | 0             |               | 0.0                  | 0             | 0                 |
| Drug/Narcotic Violations         | 54            | 47            | -13.0%        | 0.0                  | 31            | 0                 |
| Drug Equipment Violations        | 8             | 8             | 0.0%          | 0.0                  | 0             | 0                 |
| Gambling Offenses                | 0             | 0             |               | 0.0                  | 0             | 0                 |
| Pornography                      | 0             | 0             |               | 0.0                  | 0             | 0                 |
| Prostitution Offenses            | 0             | 1             |               | 0.0                  | 0             | 0                 |
| Weapon Law Violations            | 1             | 0             | -100.0%       | 0.0                  | 0             | 0                 |
| <b>Grand Total</b>               | <b>211</b>    | <b>155</b>    | <b>-26.5%</b> | <b>0.0</b>           | <b>43</b>     | <b>13</b>         |

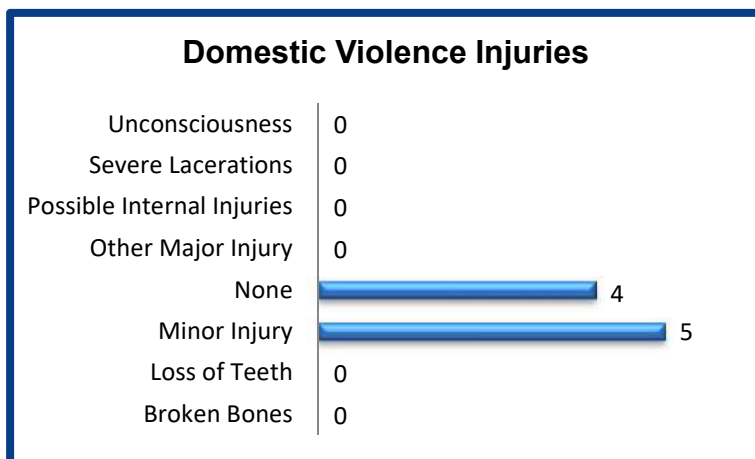
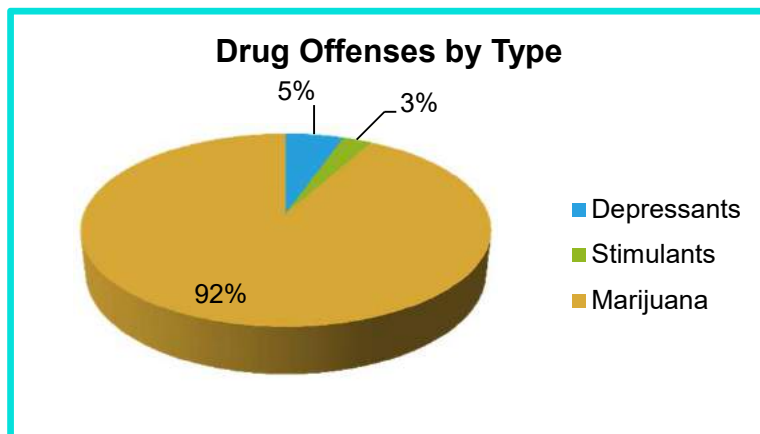
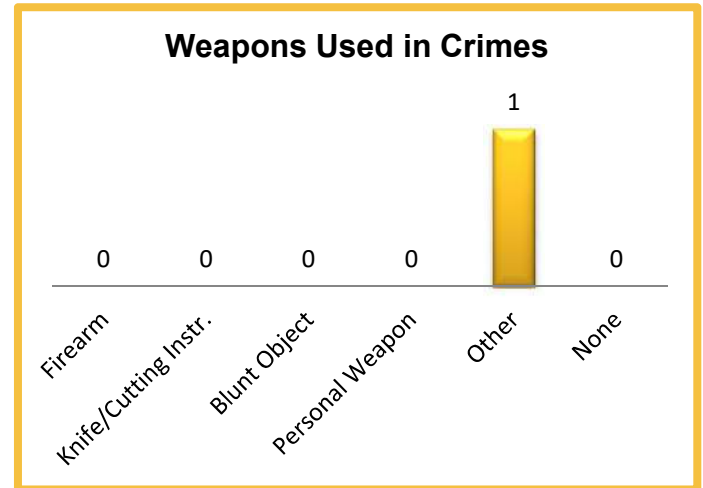
## 2017 Washington NIBRS Submission Agencies

Eastern WA University PD

Continued

### 2017 Group B Arrests

| Offense               | Adult     | Juvenile |
|-----------------------|-----------|----------|
| Bad Checks            | 0         | 0        |
| Curfew/Vagrancy       | 0         | 0        |
| Disorderly Conduct    | 0         | 0        |
| Drunkenness           | 0         | 0        |
| DUI                   | 2         | 0        |
| Family Offenses       | 0         | 0        |
| Liquor Law Violations | 40        | 1        |
| Peeping Tom           | 0         | 0        |
| Trespass              | 0         | 0        |
| All Other Offenses    | 4         | 0        |
| <b>Total</b>          | <b>46</b> | <b>1</b> |



### 2017 Property Values by Type

| Type                 | Value           |
|----------------------|-----------------|
| Seized               | \$17            |
| Burned               | \$0             |
| Counterfeited/Forged | \$101           |
| Destroyed/Damaged    | \$2,882         |
| Recovered            | \$2,501         |
| Stolen               | \$13,649        |
| <b>Total</b>         | <b>\$19,150</b> |

## 2017 Washington NIBRS Submission Agencies

**Liberty Lake PD**

Spokane County

Population: 9,910  
Months Reported: 12

**Offense Overview**

Offense Total 299  
# of Cleared Offense 71  
Percent Cleared 23.7%

**Group A Arrest Overview**

Arrest Total 57  
Adult Arrest Total 47  
Juvenile Arrest Total 10

| Group A Offenses                 | Reported 2016 | Reported 2017 | % of Change   | Crime Rate per 1,000 | Total Arrests | DV Offense Totals |
|----------------------------------|---------------|---------------|---------------|----------------------|---------------|-------------------|
| Murder                           | 0             | 0             |               | 0.0                  | 0             | 0                 |
| Manslaughter                     | 0             | 0             |               | 0.0                  | 0             | 0                 |
| Rape                             | 4             | 1             | -75.0%        | 0.1                  | 1             | 0                 |
| Sodomy                           | 0             | 0             |               | 0.0                  | 0             | 0                 |
| Sexual Assault w/Object          | 0             | 0             |               | 0.0                  | 0             | 0                 |
| Fondling                         | 3             | 4             | 33.3%         | 0.4                  | 0             | 0                 |
| Aggravated Assault               | 2             | 3             | 50.0%         | 0.3                  | 2             | 2                 |
| Simple Assault                   | 25            | 23            | -8.0%         | 2.3                  | 10            | 16                |
| Intimidation                     | 5             | 3             | -40.0%        | 0.3                  | 0             | 0                 |
| Kidnapping                       | 2             | 1             | -50.0%        | 0.1                  | 0             | 0                 |
| Incest                           | 0             | 0             |               | 0.0                  | 0             | 0                 |
| Statutory Rape                   | 0             | 0             |               | 0.0                  | 0             | 0                 |
| Human Trafficking Offenses       | 0             | 0             |               | 0.0                  | 0             | 0                 |
| Violation of No Contact/Protect. | 2             | 2             | 0.0%          | 0.2                  | 1             | 1                 |
| Robbery                          | 1             | 2             | 100.0%        | 0.2                  | 1             | 0                 |
| Burglary                         | 25            | 23            | -8.0%         | 2.3                  | 2             | 0                 |
| Larceny-Theft Offenses           | 150           | 122           | -18.7%        | 12.3                 | 23            | 2                 |
| Motor Vehicle Theft              | 12            | 17            | 41.7%         | 1.7                  | 0             | 0                 |
| Arson                            | 0             | 0             |               | 0.0                  | 0             | 0                 |
| Destruction of Property          | 62            | 37            | -40.3%        | 3.7                  | 2             | 0                 |
| Counterfeiting/Forgery           | 6             | 6             | 0.0%          | 0.6                  | 1             | 0                 |
| Fraud Offenses                   | 34            | 18            | -47.1%        | 1.8                  | 0             | 0                 |
| Embezzlement                     | 1             | 1             | 0.0%          | 0.1                  | 0             | 0                 |
| Extortion/Blackmail              | 0             | 0             |               | 0.0                  | 0             | 0                 |
| Bribery                          | 0             | 0             |               | 0.0                  | 0             | 0                 |
| Stolen Property Offenses         | 2             | 5             | 150.0%        | 0.5                  | 2             | 0                 |
| Animal Cruelty                   | 0             | 0             |               | 0.0                  | 0             | 0                 |
| Drug/Narcotic Violations         | 4             | 16            | 300.0%        | 1.6                  | 12            | 0                 |
| Drug Equipment Violations        | 1             | 12            | 1100.0%       | 1.2                  | 0             | 0                 |
| Gambling Offenses                | 0             | 0             |               | 0.0                  | 0             | 0                 |
| Pornography                      | 0             | 1             |               | 0.1                  | 0             | 0                 |
| Prostitution Offenses            | 0             | 0             |               | 0.0                  | 0             | 0                 |
| Weapon Law Violations            | 0             | 2             |               | 0.2                  | 0             | 0                 |
| <b>Grand Total</b>               | <b>341</b>    | <b>299</b>    | <b>-12.3%</b> | <b>30.2</b>          | <b>57</b>     | <b>21</b>         |

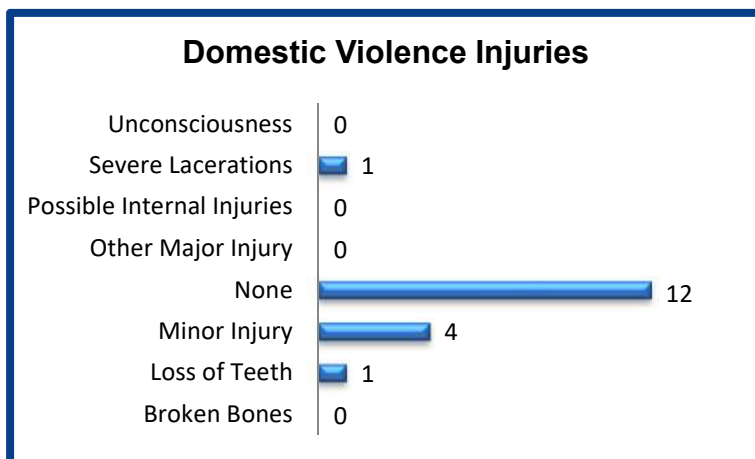
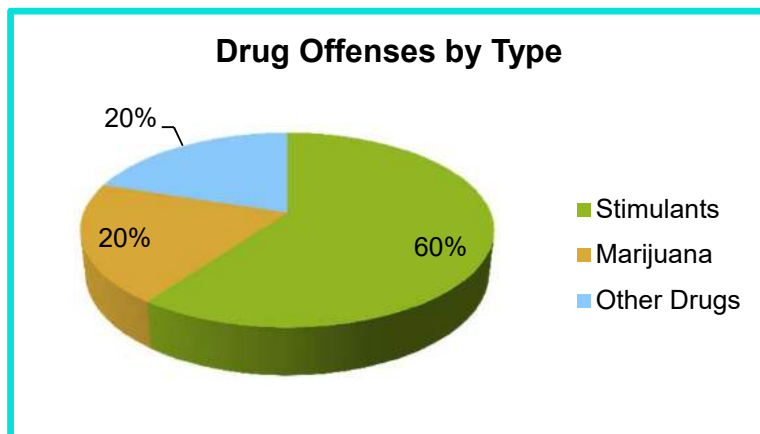
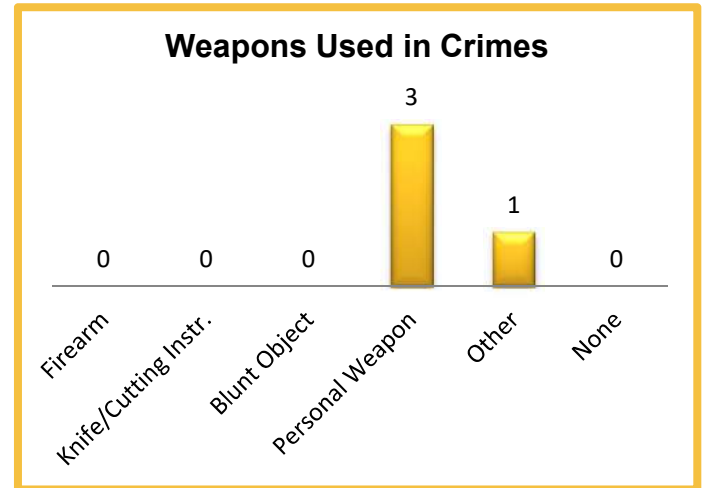
## 2017 Washington NIBRS Submission Agencies

Liberty Lake PD

Continued

### 2017 Group B Arrests

| Offense               | Adult     | Juvenile |
|-----------------------|-----------|----------|
| Bad Checks            | 0         | 0        |
| Curfew/Vagrancy       | 0         | 0        |
| Disorderly Conduct    | 0         | 0        |
| Drunkenness           | 0         | 0        |
| DUI                   | 21        | 1        |
| Family Offenses       | 0         | 0        |
| Liquor Law Violations | 0         | 0        |
| Peeping Tom           | 0         | 0        |
| Trespass              | 2         | 0        |
| All Other Offenses    | 6         | 0        |
| <b>Total</b>          | <b>29</b> | <b>1</b> |



### 2017 Property Values by Type

| Type                 | Value            |
|----------------------|------------------|
| Seized               | \$20             |
| Burned               | \$0              |
| Counterfeited/Forged | \$5,790          |
| Destroyed/Damaged    | \$22,014         |
| Recovered            | \$29,228         |
| Stolen               | \$298,593        |
| <b>Total</b>         | <b>\$355,645</b> |

## 2017 Washington NIBRS Submission Agencies

### Spokane PD

Spokane County

Population: 217,300  
Months Reported: 12

#### Offense Overview

Offense Total 36,452  
# of Cleared Offense 4,949  
Percent Cleared 13.6%

**First full NIBRS  
submission year**

#### Group A Arrest Overview

Arrest Total 3,962  
Adult Arrest Total 3,545  
Juvenile Arrest Total 417

| Group A Offenses                 | Reported<br>2016 | Reported<br>2017 | % of<br>Change* | Crime Rate<br>per 1,000 | Total<br>Arrests | DV Offense<br>Totals |
|----------------------------------|------------------|------------------|-----------------|-------------------------|------------------|----------------------|
| Murder                           | 1                | 6                |                 | 0.0                     | 4                | 0                    |
| Manslaughter                     | 0                | 1                |                 | 0.0                     | 1                | 0                    |
| Rape                             | 58               | 212              |                 | 1.0                     | 13               | 44                   |
| Sodomy                           | 14               | 16               |                 | 0.1                     | 0                | 2                    |
| Sexual Assault w/Object          | 1                | 7                |                 | 0.0                     | 0                | 0                    |
| Fondling                         | 86               | 128              |                 | 0.6                     | 6                | 29                   |
| Aggravated Assault               | 214              | 897              |                 | 4.1                     | 241              | 342                  |
| Simple Assault                   | 1,073            | 4,382            |                 | 20.2                    | 1,108            | 2,215                |
| Intimidation                     | 790              | 1,871            |                 | 8.6                     | 96               | 421                  |
| Kidnapping                       | 93               | 187              |                 | 0.9                     | 14               | 67                   |
| Incest                           | 0                | 3                |                 | 0.0                     | 0                | 2                    |
| Statutory Rape                   | 3                | 20               |                 | 0.1                     | 0                | 3                    |
| Human Trafficking Offenses       | 0                | 11               |                 | 0.1                     | 0                | 1                    |
| Violation of No Contact/Protect. | 232              | 1,083            |                 | 5.0                     | 368              | 967                  |
| Robbery                          | 67               | 228              |                 | 1.0                     | 59               | 10                   |
| Burglary                         | 661              | 2,247            |                 | 10.3                    | 187              | 152                  |
| Larceny-Theft Offenses           | 2,965            | 12,445           |                 | 57.3                    | 644              | 254                  |
| Motor Vehicle Theft              | 511              | 1,805            |                 | 8.3                     | 80               | 57                   |
| Arson                            | 8                | 49               |                 | 0.2                     | 4                | 3                    |
| Destruction of Property          | 1,373            | 6,159            |                 | 28.3                    | 274              | 0                    |
| Counterfeiting/Forgery           | 110              | 541              |                 | 2.5                     | 11               | 0                    |
| Fraud Offenses                   | 385              | 2,269            |                 | 10.4                    | 12               | 0                    |
| Embezzlement                     | 16               | 54               |                 | 0.2                     | 0                | 0                    |
| Extortion/Blackmail              | 7                | 31               |                 | 0.1                     | 0                | 0                    |
| Bribery                          | 0                | 0                |                 | 0.0                     | 0                | 0                    |
| Stolen Property Offenses         | 113              | 354              |                 | 1.6                     | 153              | 0                    |
| Animal Cruelty                   | 2                | 8                |                 | 0.0                     | 0                | 0                    |
| Drug/Narcotic Violations         | 214              | 891              |                 | 4.1                     | 609              | 0                    |
| Drug Equipment Violations        | 12               | 315              |                 | 1.4                     | 2                | 0                    |
| Gambling Offenses                | 0                | 0                |                 | 0.0                     | 0                | 0                    |
| Pornography                      | 7                | 35               |                 | 0.2                     | 0                | 0                    |
| Prostitution Offenses            | 2                | 10               |                 | 0.0                     | 2                | 0                    |
| Weapon Law Violations            | 59               | 187              |                 | 0.9                     | 74               | 0                    |
| <b>Grand Total</b>               | <b>9,077</b>     | <b>36,452</b>    |                 | <b>167.7</b>            | <b>3,962</b>     | <b>4,569</b>         |

\* Please see #10 in the NIBRS Individual Agency Page Table Legend on page 80

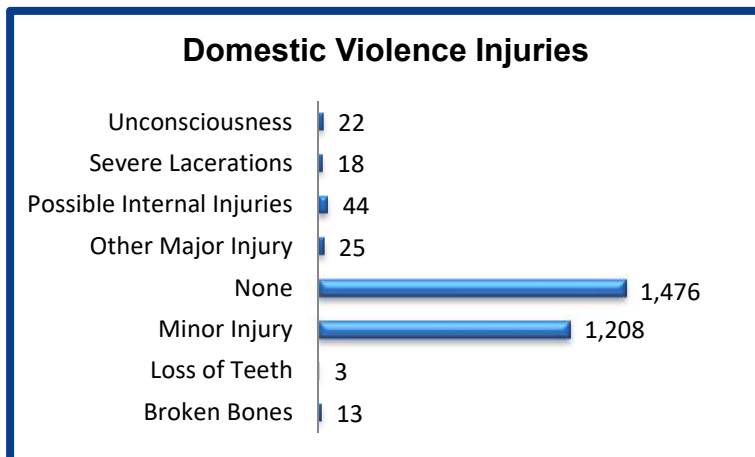
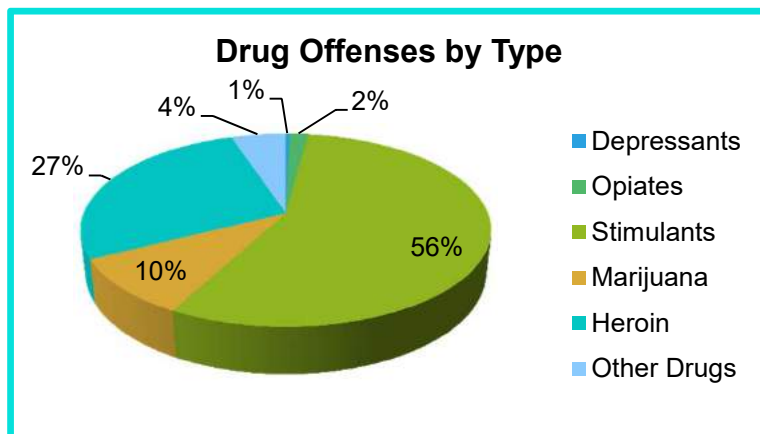
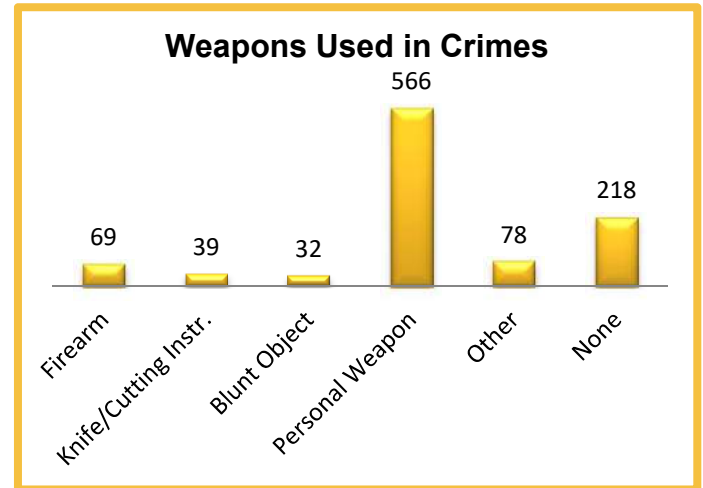
## 2017 Washington NIBRS Submission Agencies

Spokane PD

Continued

### 2017 Group B Arrests

| Offense               | Adult        | Juvenile  |
|-----------------------|--------------|-----------|
| Bad Checks            | 0            | 0         |
| Curfew/Vagrancy       | 61           | 0         |
| Disorderly Conduct    | 108          | 7         |
| Drunkenness           | 0            | 0         |
| DUI                   | 288          | 6         |
| Family Offenses       | 2            | 0         |
| Liquor Law Violations | 22           | 10        |
| Peeping Tom           | 0            | 0         |
| Trespass              | 280          | 8         |
| All Other Offenses    | 357          | 9         |
| <b>Total</b>          | <b>1,118</b> | <b>40</b> |



### 2017 Property Values by Type

| Type                 | Value               |
|----------------------|---------------------|
| Seized               | \$62,605            |
| Burned               | \$492,239           |
| Counterfeited/Forged | \$1,110,562         |
| Destroyed/Damaged    | \$2,984,213         |
| Recovered            | \$2,488,260         |
| Stolen               | \$18,415,440        |
| <b>Total</b>         | <b>\$25,553,319</b> |

## 2017 Washington NIBRS Submission Agencies

**Spokane Valley PD**

Spokane County

Population: 94,890  
Months Reported: 12

**Offense Overview**

Offense Total 9,968  
# of Cleared Offense 1,785  
Percent Cleared 17.9%

**First full NIBRS  
submission year**

**Group A Arrest Overview**

Arrest Total 1,520  
Adult Arrest Total 1,369  
Juvenile Arrest Total 151

| Group A Offenses                 | Reported<br>2016 | Reported<br>2017 | % of<br>Change* | Crime Rate<br>per 1,000 | Total<br>Arrests | DV Offense<br>Totals |
|----------------------------------|------------------|------------------|-----------------|-------------------------|------------------|----------------------|
| Murder                           | 3                | 2                |                 | 0.0                     | 2                | 2                    |
| Manslaughter                     | 0                | 0                |                 | 0.0                     | 0                | 0                    |
| Rape                             | 27               | 44               |                 | 0.5                     | 8                | 10                   |
| Sodomy                           | 1                | 1                |                 | 0.0                     | 0                | 1                    |
| Sexual Assault w/Object          | 1                | 3                |                 | 0.0                     | 0                | 1                    |
| Fondling                         | 18               | 31               |                 | 0.3                     | 4                | 8                    |
| Aggravated Assault               | 67               | 120              |                 | 1.3                     | 59               | 51                   |
| Simple Assault                   | 418              | 990              |                 | 10.4                    | 355              | 489                  |
| Intimidation                     | 214              | 499              |                 | 5.3                     | 15               | 76                   |
| Kidnapping                       | 109              | 65               |                 | 0.7                     | 11               | 26                   |
| Incest                           | 0                | 1                |                 | 0.0                     | 0                | 1                    |
| Statutory Rape                   | 2                | 0                |                 | 0.0                     | 0                | 0                    |
| Human Trafficking Offenses       | 0                | 0                |                 | 0.0                     | 0                | 0                    |
| Violation of No Contact/Protect. | 106              | 231              |                 | 2.4                     | 121              | 209                  |
| Robbery                          | 27               | 29               |                 | 0.3                     | 16               | 2                    |
| Burglary                         | 437              | 620              |                 | 6.5                     | 58               | 28                   |
| Larceny-Theft Offenses           | 1,753            | 3,632            |                 | 38.3                    | 421              | 65                   |
| Motor Vehicle Theft              | 216              | 454              |                 | 4.8                     | 20               | 19                   |
| Arson                            | 2                | 5                |                 | 0.1                     | 2                | 2                    |
| Destruction of Property          | 820              | 1,724            |                 | 18.2                    | 111              | 0                    |
| Counterfeiting/Forgery           | 47               | 193              |                 | 2.0                     | 11               | 0                    |
| Fraud Offenses                   | 194              | 834              |                 | 8.8                     | 7                | 0                    |
| Embezzlement                     | 3                | 18               |                 | 0.2                     | 0                | 0                    |
| Extortion/Blackmail              | 4                | 7                |                 | 0.1                     | 0                | 0                    |
| Bribery                          | 0                | 0                |                 | 0.0                     | 0                | 0                    |
| Stolen Property Offenses         | 51               | 112              |                 | 1.2                     | 67               | 0                    |
| Animal Cruelty                   | 3                | 5                |                 | 0.1                     | 0                | 0                    |
| Drug/Narcotic Violations         | 101              | 262              |                 | 2.8                     | 210              | 0                    |
| Drug Equipment Violations        | 0                | 36               |                 | 0.4                     | 0                | 0                    |
| Gambling Offenses                | 0                | 0                |                 | 0.0                     | 0                | 0                    |
| Pornography                      | 3                | 6                |                 | 0.1                     | 0                | 0                    |
| Prostitution Offenses            | 0                | 2                |                 | 0.0                     | 0                | 0                    |
| Weapon Law Violations            | 19               | 42               |                 | 0.4                     | 22               | 0                    |
| <b>Grand Total</b>               | <b>4,646</b>     | <b>9,968</b>     |                 | <b>105.0</b>            | <b>1,520</b>     | <b>990</b>           |

\* Please see #10 in the NIBRS Individual Agency Page Table Legend on page 80

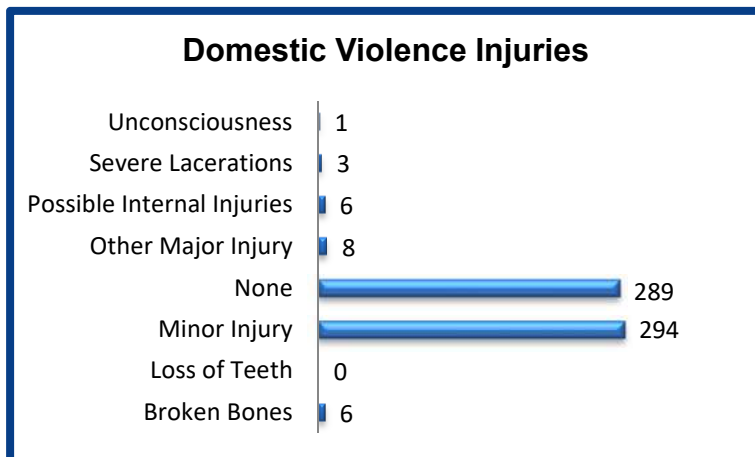
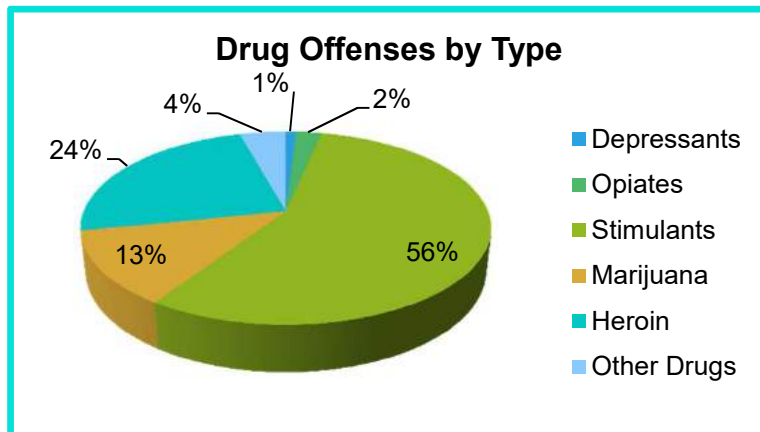
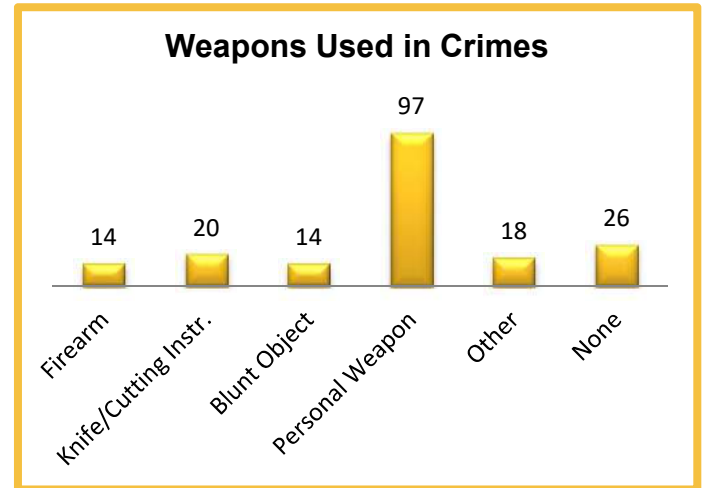
## 2017 Washington NIBRS Submission Agencies

Spokane Valley PD

Continued

### 2017 Group B Arrests

| Offense               | Adult      | Juvenile  |
|-----------------------|------------|-----------|
| Bad Checks            | 0          | 0         |
| Curfew/Vagrancy       | 0          | 0         |
| Disorderly Conduct    | 11         | 1         |
| Drunkenness           | 0          | 0         |
| DUI                   | 239        | 4         |
| Family Offenses       | 1          | 0         |
| Liquor Law Violations | 4          | 11        |
| Peeping Tom           | 0          | 0         |
| Trespass              | 37         | 3         |
| All Other Offenses    | 153        | 12        |
| <b>Total</b>          | <b>445</b> | <b>31</b> |



### 2017 Property Values by Type

| Type                 | Value               |
|----------------------|---------------------|
| Seized               | \$55                |
| Burned               | \$5                 |
| Counterfeited/Forged | \$449,741           |
| Destroyed/Damaged    | \$1,075,767         |
| Recovered            | \$1,818,089         |
| Stolen               | \$7,229,527         |
| <b>Total</b>         | <b>\$10,573,184</b> |

## 2017 Washington NIBRS Submission Agencies

### Stevens SO

Stevens County

Population: 35,192  
Months Reported: 12

#### Offense Overview

Offense Total 1,032  
# of Cleared Offense 87  
Percent Cleared 8.4%

#### Group A Arrest Overview

Arrest Total 28  
Adult Arrest Total 28  
Juvenile Arrest Total 0

| Group A Offenses                 | Reported 2016 | Reported 2017 | % of Change   | Crime Rate per 1,000 | Total Arrests | DV Offense Totals |
|----------------------------------|---------------|---------------|---------------|----------------------|---------------|-------------------|
| Murder                           | 2             | 0             | -100.0%       | 0.0                  | 0             | 0                 |
| Manslaughter                     | 0             | 0             |               | 0.0                  | 0             | 0                 |
| Rape                             | 7             | 5             | -28.6%        | 0.1                  | 0             | 2                 |
| Sodomy                           | 0             | 0             |               | 0.0                  | 0             | 0                 |
| Sexual Assault w/Object          | 0             | 0             |               | 0.0                  | 0             | 0                 |
| Fondling                         | 28            | 7             | -75.0%        | 0.2                  | 0             | 3                 |
| Aggravated Assault               | 25            | 15            | -40.0%        | 0.4                  | 0             | 6                 |
| Simple Assault                   | 244           | 198           | -18.9%        | 5.6                  | 11            | 136               |
| Intimidation                     | 74            | 57            | -23.0%        | 1.6                  | 0             | 29                |
| Kidnapping                       | 6             | 6             | 0.0%          | 0.2                  | 0             | 5                 |
| Incest                           | 0             | 0             |               | 0.0                  | 0             | 0                 |
| Statutory Rape                   | 0             | 0             |               | 0.0                  | 0             | 0                 |
| Human Trafficking Offenses       | 0             | 0             |               | 0.0                  | 0             | 0                 |
| Violation of No Contact/Protect. | 94            | 82            | -12.8%        | 2.3                  | 2             | 40                |
| Robbery                          | 1             | 2             | 100.0%        | 0.1                  | 0             | 1                 |
| Burglary                         | 265           | 167           | -37.0%        | 4.7                  | 1             | 6                 |
| Larceny-Theft Offenses           | 256           | 221           | -13.7%        | 6.3                  | 8             | 5                 |
| Motor Vehicle Theft              | 42            | 38            | -9.5%         | 1.1                  | 0             | 0                 |
| Arson                            | 2             | 2             | 0.0%          | 0.1                  | 0             | 0                 |
| Destruction of Property          | 201           | 152           | -24.4%        | 4.3                  | 4             | 0                 |
| Counterfeiting/Forgery           | 10            | 2             | -80.0%        | 0.1                  | 0             | 0                 |
| Fraud Offenses                   | 21            | 20            | -4.8%         | 0.6                  | 0             | 0                 |
| Embezzlement                     | 0             | 0             |               | 0.0                  | 0             | 0                 |
| Extortion/Blackmail              | 0             | 0             |               | 0.0                  | 0             | 0                 |
| Bribery                          | 0             | 0             |               | 0.0                  | 0             | 0                 |
| Stolen Property Offenses         | 18            | 3             | -83.3%        | 0.1                  | 0             | 0                 |
| Animal Cruelty                   | 0             | 0             |               | 0.0                  | 0             | 0                 |
| Drug/Narcotic Violations         | 49            | 40            | -18.4%        | 1.1                  | 1             | 0                 |
| Drug Equipment Violations        | 5             | 1             | -80.0%        | 0.0                  | 0             | 0                 |
| Gambling Offenses                | 0             | 0             |               | 0.0                  | 0             | 0                 |
| Pornography                      | 3             | 2             | -33.3%        | 0.1                  | 0             | 0                 |
| Prostitution Offenses            | 0             | 0             |               | 0.0                  | 0             | 0                 |
| Weapon Law Violations            | 22            | 12            | -45.5%        | 0.3                  | 1             | 0                 |
| <b>Grand Total</b>               | <b>1,375</b>  | <b>1,032</b>  | <b>-24.9%</b> | <b>29.3</b>          | <b>28</b>     | <b>233</b>        |

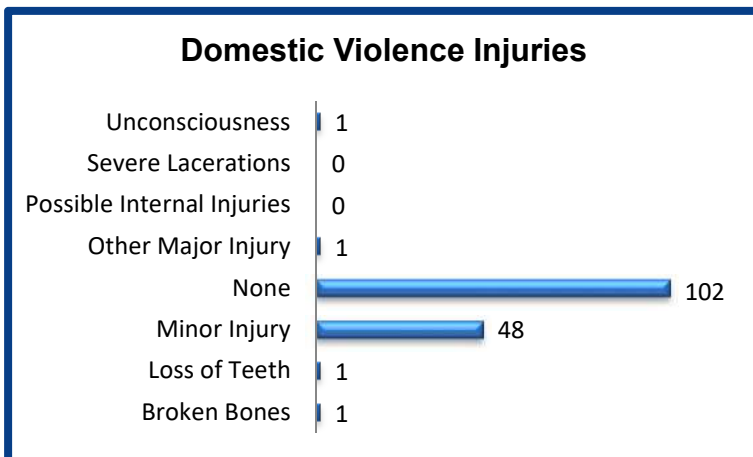
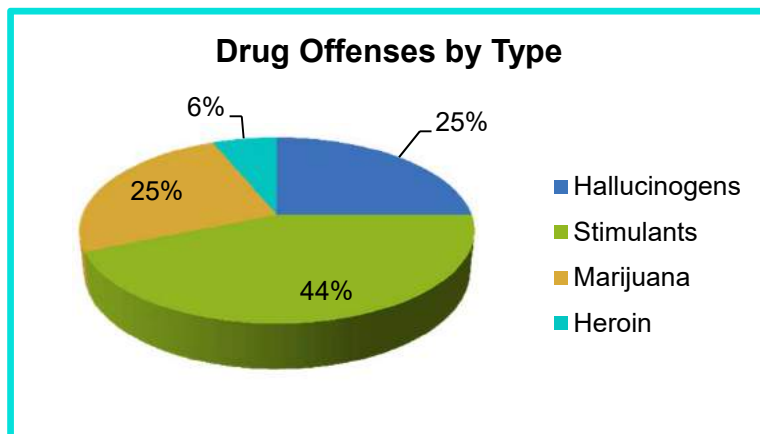
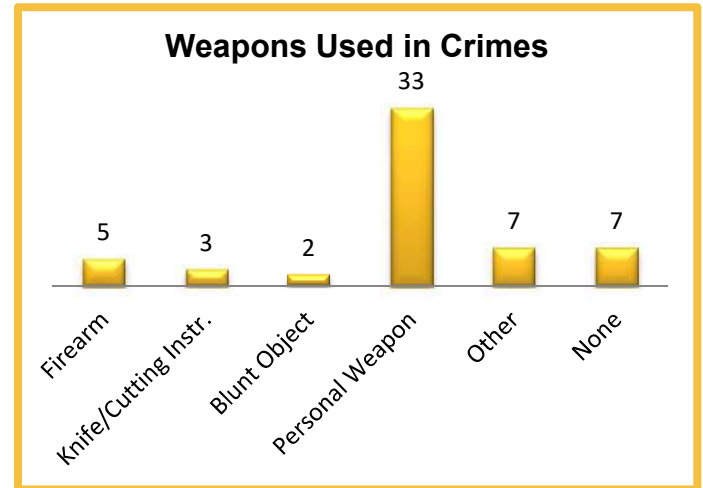
## 2017 Washington NIBRS Submission Agencies

Stevens SO

Continued

### 2017 Group B Arrests

| Offense               | Adult      | Juvenile |
|-----------------------|------------|----------|
| Bad Checks            | 0          | 0        |
| Curfew/Vagrancy       | 0          | 0        |
| Disorderly Conduct    | 4          | 0        |
| Drunkenness           | 0          | 0        |
| DUI                   | 12         | 0        |
| Family Offenses       | 0          | 0        |
| Liquor Law Violations | 5          | 0        |
| Peeping Tom           | 0          | 0        |
| Trespass              | 8          | 0        |
| All Other Offenses    | 171        | 1        |
| <b>Total</b>          | <b>200</b> | <b>1</b> |



### 2017 Property Values by Type

| Type                 | Value            |
|----------------------|------------------|
| Seized               | \$3,105          |
| Burned               | \$41,000         |
| Counterfeited/Forged | \$0              |
| Destroyed/Damaged    | \$169,327        |
| Recovered            | \$84,243         |
| Stolen               | \$678,152        |
| <b>Total</b>         | <b>\$975,827</b> |

## 2017 Washington NIBRS Submission Agencies

**Chewelah PD**

Stevens County

Population: 2,655  
Months Reported: 12

**Offense Overview**

Offense Total 144  
# of Cleared Offense 55  
Percent Cleared 38.2%

**Group A Arrest Overview**

Arrest Total 44  
Adult Arrest Total 38  
Juvenile Arrest Total 6

| Group A Offenses                 | Reported 2016 | Reported 2017 | % of Change | Crime Rate per 1,000 | Total Arrests | DV Offense Totals |
|----------------------------------|---------------|---------------|-------------|----------------------|---------------|-------------------|
| Murder                           | 0             | 0             |             | 0.0                  | 0             | 0                 |
| Manslaughter                     | 0             | 0             |             | 0.0                  | 0             | 0                 |
| Rape                             | 0             | 0             |             | 0.0                  | 0             | 0                 |
| Sodomy                           | 0             | 0             |             | 0.0                  | 0             | 0                 |
| Sexual Assault w/Object          | 0             | 0             |             | 0.0                  | 0             | 0                 |
| Fondling                         | 0             | 0             |             | 0.0                  | 0             | 0                 |
| Aggravated Assault               | 5             | 7             | 40.0%       | 2.6                  | 4             | 3                 |
| Simple Assault                   | 22            | 41            | 86.4%       | 15.4                 | 20            | 25                |
| Intimidation                     | 0             | 1             |             | 0.4                  | 0             | 0                 |
| Kidnapping                       | 0             | 1             |             | 0.4                  | 0             | 1                 |
| Incest                           | 0             | 0             |             | 0.0                  | 0             | 0                 |
| Statutory Rape                   | 0             | 0             |             | 0.0                  | 0             | 0                 |
| Human Trafficking Offenses       | 0             | 0             |             | 0.0                  | 0             | 0                 |
| Violation of No Contact/Protect. | 11            | 4             | -63.6%      | 1.5                  | 3             | 2                 |
| Robbery                          | 0             | 0             |             | 0.0                  | 0             | 0                 |
| Burglary                         | 22            | 14            | -36.4%      | 5.3                  | 5             | 0                 |
| Larceny-Theft Offenses           | 42            | 35            | -16.7%      | 13.2                 | 4             | 0                 |
| Motor Vehicle Theft              | 4             | 4             | 0.0%        | 1.5                  | 1             | 0                 |
| Arson                            | 0             | 0             |             | 0.0                  | 0             | 0                 |
| Destruction of Property          | 19            | 12            | -36.8%      | 4.5                  | 0             | 0                 |
| Counterfeiting/Forgery           | 0             | 1             |             | 0.4                  | 1             | 0                 |
| Fraud Offenses                   | 4             | 4             | 0.0%        | 1.5                  | 0             | 0                 |
| Embezzlement                     | 0             | 0             |             | 0.0                  | 0             | 0                 |
| Extortion/Blackmail              | 0             | 0             |             | 0.0                  | 0             | 0                 |
| Bribery                          | 0             | 0             |             | 0.0                  | 0             | 0                 |
| Stolen Property Offenses         | 2             | 2             | 0.0%        | 0.8                  | 1             | 0                 |
| Animal Cruelty                   | 0             | 0             |             | 0.0                  | 0             | 0                 |
| Drug/Narcotic Violations         | 4             | 12            | 200.0%      | 4.5                  | 5             | 0                 |
| Drug Equipment Violations        | 1             | 5             | 400.0%      | 1.9                  | 0             | 0                 |
| Gambling Offenses                | 0             | 0             |             | 0.0                  | 0             | 0                 |
| Pornography                      | 0             | 0             |             | 0.0                  | 0             | 0                 |
| Prostitution Offenses            | 0             | 0             |             | 0.0                  | 0             | 0                 |
| Weapon Law Violations            | 3             | 1             | -66.7%      | 0.4                  | 0             | 0                 |
| <b>Grand Total</b>               | <b>139</b>    | <b>144</b>    | <b>3.6%</b> | <b>54.2</b>          | <b>44</b>     | <b>31</b>         |

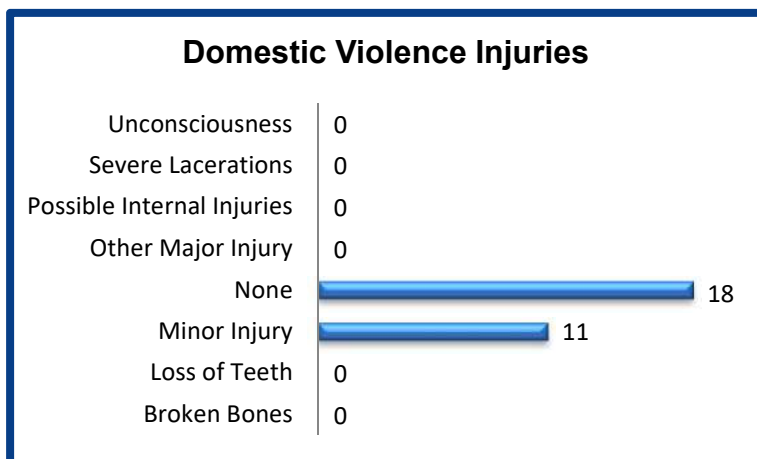
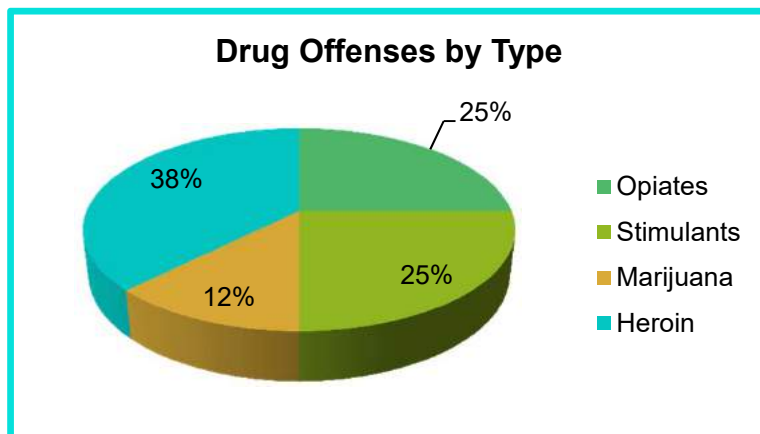
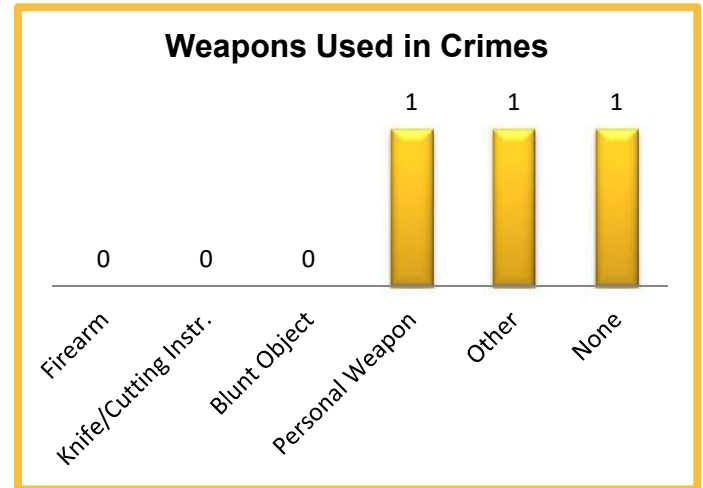
## 2017 Washington NIBRS Submission Agencies

Chewelah PD

Continued

### 2017 Group B Arrests

| Offense               | Adult    | Juvenile |
|-----------------------|----------|----------|
| Bad Checks            | 0        | 0        |
| Curfew/Vagrancy       | 0        | 0        |
| Disorderly Conduct    | 0        | 0        |
| Drunkenness           | 0        | 0        |
| DUI                   | 1        | 0        |
| Family Offenses       | 0        | 0        |
| Liquor Law Violations | 0        | 0        |
| Peeping Tom           | 0        | 0        |
| Trespass              | 1        | 0        |
| All Other Offenses    | 4        | 0        |
| <b>Total</b>          | <b>6</b> | <b>0</b> |



### 2017 Property Values by Type

| Type                 | Value            |
|----------------------|------------------|
| Seized               | \$443            |
| Burned               | \$0              |
| Counterfeited/Forged | \$0              |
| Destroyed/Damaged    | \$2,900          |
| Recovered            | \$17,842         |
| Stolen               | \$83,692         |
| <b>Total</b>         | <b>\$104,877</b> |

## 2017 Washington NIBRS Submission Agencies

**Colville PD**

Stevens County

Population: 4,730  
Months Reported: 12

**Offense Overview**

Offense Total 205  
# of Cleared Offense 107  
Percent Cleared 52.2%

**Group A Arrest Overview**

Arrest Total 115  
Adult Arrest Total 110  
Juvenile Arrest Total 5

| Group A Offenses                 | Reported 2016 | Reported 2017 | % of Change  | Crime Rate per 1,000 | Total Arrests | DV Offense Totals |
|----------------------------------|---------------|---------------|--------------|----------------------|---------------|-------------------|
| Murder                           | 0             | 0             |              | 0.0                  | 0             | 0                 |
| Manslaughter                     | 0             | 0             |              | 0.0                  | 0             | 0                 |
| Rape                             | 0             | 0             |              | 0.0                  | 0             | 0                 |
| Sodomy                           | 0             | 0             |              | 0.0                  | 0             | 0                 |
| Sexual Assault w/Object          | 0             | 0             |              | 0.0                  | 0             | 0                 |
| Fondling                         | 0             | 0             |              | 0.0                  | 0             | 0                 |
| Aggravated Assault               | 2             | 3             | 50.0%        | 0.6                  | 2             | 1                 |
| Simple Assault                   | 46            | 36            | -21.7%       | 7.6                  | 19            | 24                |
| Intimidation                     | 5             | 4             | -20.0%       | 0.8                  | 0             | 1                 |
| Kidnapping                       | 0             | 0             |              | 0.0                  | 0             | 0                 |
| Incest                           | 0             | 0             |              | 0.0                  | 0             | 0                 |
| Statutory Rape                   | 0             | 0             |              | 0.0                  | 0             | 0                 |
| Human Trafficking Offenses       | 0             | 0             |              | 0.0                  | 0             | 0                 |
| Violation of No Contact/Protect. | 32            | 15            | -53.1%       | 3.2                  | 4             | 11                |
| Robbery                          | 1             | 0             | -100.0%      | 0.0                  | 0             | 0                 |
| Burglary                         | 13            | 7             | -46.2%       | 1.5                  | 2             | 0                 |
| Larceny-Theft Offenses           | 100           | 118           | 18.0%        | 24.9                 | 79            | 1                 |
| Motor Vehicle Theft              | 3             | 5             | 66.7%        | 1.1                  | 0             | 0                 |
| Arson                            | 0             | 0             |              | 0.0                  | 0             | 0                 |
| Destruction of Property          | 6             | 8             | 33.3%        | 1.7                  | 1             | 0                 |
| Counterfeiting/Forgery           | 0             | 0             |              | 0.0                  | 0             | 0                 |
| Fraud Offenses                   | 1             | 2             | 100.0%       | 0.4                  | 0             | 0                 |
| Embezzlement                     | 0             | 0             |              | 0.0                  | 0             | 0                 |
| Extortion/Blackmail              | 0             | 0             |              | 0.0                  | 0             | 0                 |
| Bribery                          | 0             | 0             |              | 0.0                  | 0             | 0                 |
| Stolen Property Offenses         | 0             | 0             |              | 0.0                  | 0             | 0                 |
| Animal Cruelty                   | 0             | 0             |              | 0.0                  | 0             | 0                 |
| Drug/Narcotic Violations         | 0             | 3             |              | 0.6                  | 3             | 0                 |
| Drug Equipment Violations        | 0             | 1             |              | 0.2                  | 1             | 0                 |
| Gambling Offenses                | 0             | 0             |              | 0.0                  | 0             | 0                 |
| Pornography                      | 0             | 0             |              | 0.0                  | 0             | 0                 |
| Prostitution Offenses            | 0             | 0             |              | 0.0                  | 0             | 0                 |
| Weapon Law Violations            | 1             | 3             | 200.0%       | 0.6                  | 4             | 0                 |
| <b>Grand Total</b>               | <b>210</b>    | <b>205</b>    | <b>-2.4%</b> | <b>43.3</b>          | <b>115</b>    | <b>38</b>         |

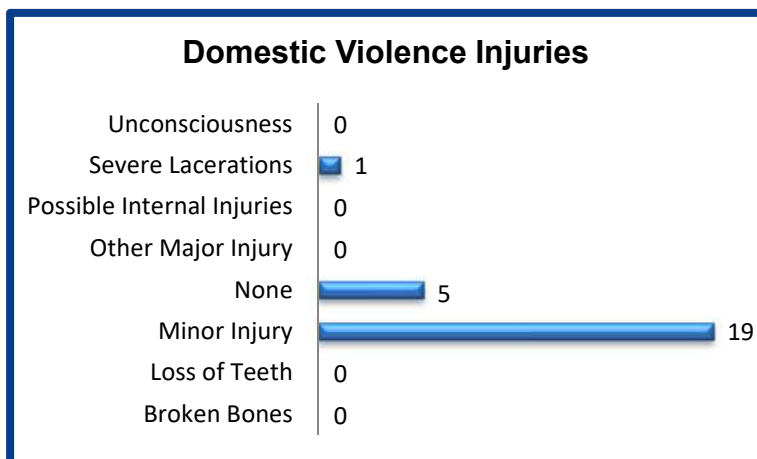
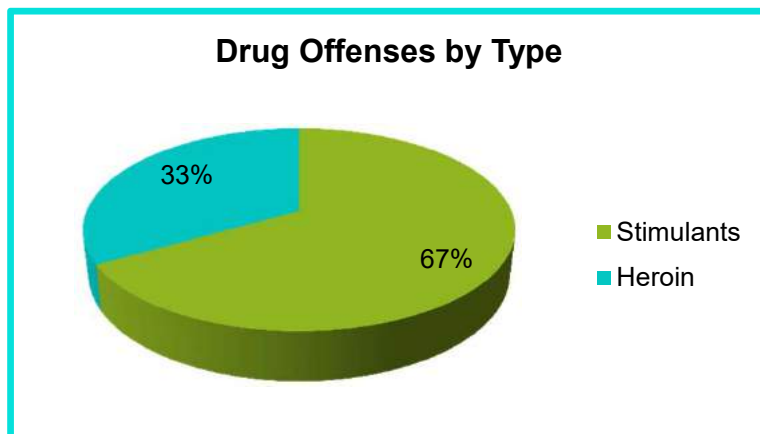
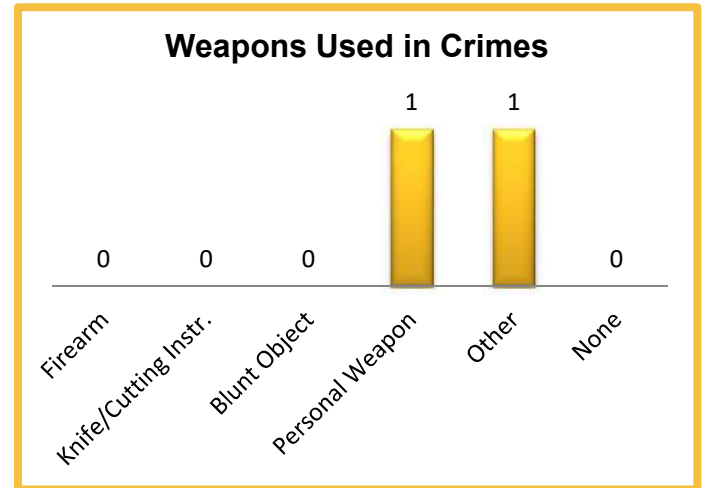
## 2017 Washington NIBRS Submission Agencies

Colville PD

Continued

### 2017 Group B Arrests

| Offense               | Adult     | Juvenile |
|-----------------------|-----------|----------|
| Bad Checks            | 0         | 0        |
| Curfew/Vagrancy       | 0         | 0        |
| Disorderly Conduct    | 2         | 0        |
| Drunkenness           | 0         | 0        |
| DUI                   | 6         | 0        |
| Family Offenses       | 0         | 0        |
| Liquor Law Violations | 0         | 0        |
| Peeping Tom           | 0         | 0        |
| Trespass              | 31        | 0        |
| All Other Offenses    | 12        | 0        |
| <b>Total</b>          | <b>51</b> | <b>0</b> |



### 2017 Property Values by Type

| Type                 | Value            |
|----------------------|------------------|
| Seized               | \$1              |
| Burned               | \$0              |
| Counterfeited/Forged | \$0              |
| Destroyed/Damaged    | \$10,930         |
| Recovered            | \$45,457         |
| Stolen               | \$147,153        |
| <b>Total</b>         | <b>\$203,541</b> |

## 2017 Washington NIBRS Submission Agencies

### Kettle Falls PD

Stevens County

Population: 1,620  
Months Reported: 12

#### Offense Overview

Offense Total 66  
# of Cleared Offense 15  
Percent Cleared 22.7%

#### Group A Arrest Overview

Arrest Total 16  
Adult Arrest Total 14  
Juvenile Arrest Total 2

| Group A Offenses                 | Reported 2016 | Reported 2017 | % of Change  | Crime Rate per 1,000 | Total Arrests | DV Offense Totals |
|----------------------------------|---------------|---------------|--------------|----------------------|---------------|-------------------|
| Murder                           | 0             | 0             |              | 0.0                  | 0             | 0                 |
| Manslaughter                     | 0             | 0             |              | 0.0                  | 0             | 0                 |
| Rape                             | 0             | 2             |              | 1.2                  | 1             | 1                 |
| Sodomy                           | 0             | 0             |              | 0.0                  | 0             | 0                 |
| Sexual Assault w/Object          | 0             | 0             |              | 0.0                  | 0             | 0                 |
| Fondling                         | 0             | 0             |              | 0.0                  | 0             | 0                 |
| Aggravated Assault               | 5             | 0             | -100.0%      | 0.0                  | 0             | 0                 |
| Simple Assault                   | 9             | 21            | 133.3%       | 13.0                 | 9             | 16                |
| Intimidation                     | 2             | 2             | 0.0%         | 1.2                  | 0             | 0                 |
| Kidnapping                       | 0             | 0             |              | 0.0                  | 0             | 0                 |
| Incest                           | 0             | 0             |              | 0.0                  | 0             | 0                 |
| Statutory Rape                   | 0             | 0             |              | 0.0                  | 0             | 0                 |
| Human Trafficking Offenses       | 0             | 0             |              | 0.0                  | 0             | 0                 |
| Violation of No Contact/Protect. | 5             | 5             | 0.0%         | 3.1                  | 0             | 5                 |
| Robbery                          | 1             | 0             | -100.0%      | 0.0                  | 0             | 0                 |
| Burglary                         | 11            | 12            | 9.1%         | 7.4                  | 3             | 0                 |
| Larceny-Theft Offenses           | 9             | 11            | 22.2%        | 6.8                  | 1             | 0                 |
| Motor Vehicle Theft              | 1             | 1             | 0.0%         | 0.6                  | 0             | 0                 |
| Arson                            | 0             | 0             |              | 0.0                  | 0             | 0                 |
| Destruction of Property          | 5             | 8             | 60.0%        | 4.9                  | 2             | 0                 |
| Counterfeiting/Forgery           | 1             | 0             | -100.0%      | 0.0                  | 0             | 0                 |
| Fraud Offenses                   | 1             | 3             | 200.0%       | 1.9                  | 0             | 0                 |
| Embezzlement                     | 0             | 0             |              | 0.0                  | 0             | 0                 |
| Extortion/Blackmail              | 0             | 0             |              | 0.0                  | 0             | 0                 |
| Bribery                          | 0             | 0             |              | 0.0                  | 0             | 0                 |
| Stolen Property Offenses         | 0             | 0             |              | 0.0                  | 0             | 0                 |
| Animal Cruelty                   | 0             | 0             |              | 0.0                  | 0             | 0                 |
| Drug/Narcotic Violations         | 0             | 0             |              | 0.0                  | 0             | 0                 |
| Drug Equipment Violations        | 0             | 0             |              | 0.0                  | 0             | 0                 |
| Gambling Offenses                | 0             | 0             |              | 0.0                  | 0             | 0                 |
| Pornography                      | 0             | 1             |              | 0.6                  | 0             | 0                 |
| Prostitution Offenses            | 0             | 0             |              | 0.0                  | 0             | 0                 |
| Weapon Law Violations            | 0             | 0             |              | 0.0                  | 0             | 0                 |
| <b>Grand Total</b>               | <b>50</b>     | <b>66</b>     | <b>32.0%</b> | <b>40.7</b>          | <b>16</b>     | <b>22</b>         |

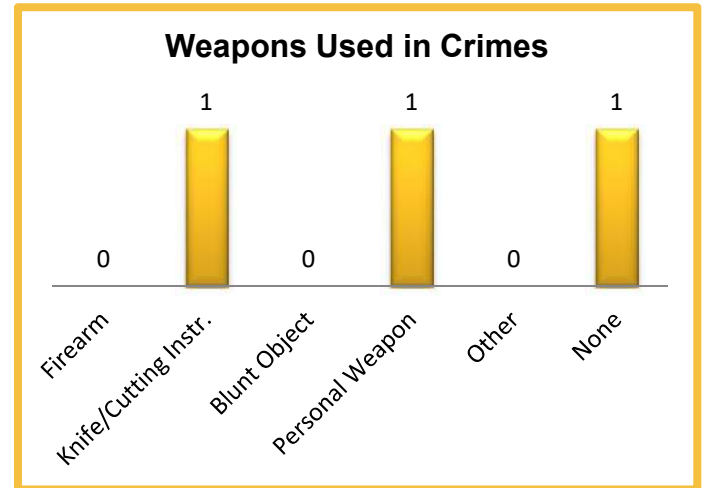
## 2017 Washington NIBRS Submission Agencies

Kettle Falls PD

Continued

### 2017 Group B Arrests

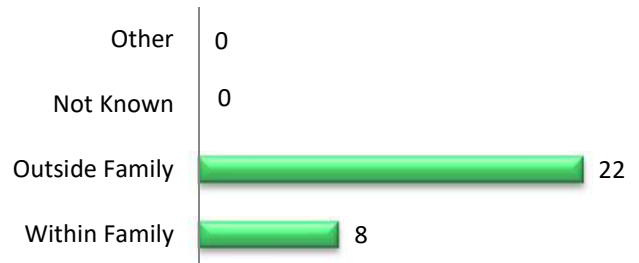
| Offense               | Adult    | Juvenile |
|-----------------------|----------|----------|
| Bad Checks            | 0        | 0        |
| Curfew/Vagrancy       | 0        | 0        |
| Disorderly Conduct    | 2        | 0        |
| Drunkenness           | 0        | 0        |
| DUI                   | 1        | 0        |
| Family Offenses       | 0        | 0        |
| Liquor Law Violations | 0        | 0        |
| Peeping Tom           | 0        | 0        |
| Trespass              | 1        | 0        |
| All Other Offenses    | 1        | 0        |
| <b>Total</b>          | <b>5</b> | <b>0</b> |



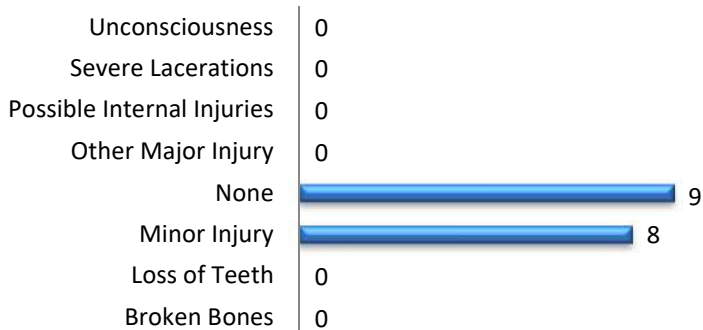
### Drug Offenses by Type

**No Drug Offenses by Type  
Reported**

### Relationship of Victim to Offender



### Domestic Violence Injuries



### 2017 Property Values by Type

| Type                 | Value           |
|----------------------|-----------------|
| Seized               | \$0             |
| Burned               | \$0             |
| Counterfeited/Forged | \$0             |
| Destroyed/Damaged    | \$11,050        |
| Recovered            | \$5,102         |
| Stolen               | \$24,661        |
| <b>Total</b>         | <b>\$40,813</b> |

## 2017 Washington NIBRS Submission Agencies

**Thurston SO**

Thurston County

Population: 141,800  
Months Reported: 12

**Offense Overview**

Offense Total 5,008  
# of Cleared Offense 1,239  
Percent Cleared 24.7%

**Group A Arrest Overview**

Arrest Total 938  
Adult Arrest Total 887  
Juvenile Arrest Total 51

| Group A Offenses                 | Reported 2016 | Reported 2017 | % of Change | Crime Rate per 1,000 | Total Arrests | DV Offense Totals |
|----------------------------------|---------------|---------------|-------------|----------------------|---------------|-------------------|
| Murder                           | 7             | 5             | -28.6%      | 0.0                  | 2             | 1                 |
| Manslaughter                     | 0             | 0             |             | 0.0                  | 0             | 0                 |
| Rape                             | 20            | 20            | 0.0%        | 0.1                  | 2             | 1                 |
| Sodomy                           | 6             | 12            | 100.0%      | 0.1                  | 3             | 0                 |
| Sexual Assault w/Object          | 0             | 0             |             | 0.0                  | 0             | 0                 |
| Fondling                         | 32            | 36            | 12.5%       | 0.3                  | 3             | 1                 |
| Aggravated Assault               | 209           | 202           | -3.3%       | 1.4                  | 135           | 103               |
| Simple Assault                   | 425           | 430           | 1.2%        | 3.0                  | 239           | 302               |
| Intimidation                     | 111           | 115           | 3.6%        | 0.8                  | 25            | 26                |
| Kidnapping                       | 26            | 32            | 23.1%       | 0.2                  | 3             | 27                |
| Incest                           | 3             | 1             | -66.7%      | 0.0                  | 1             | 0                 |
| Statutory Rape                   | 6             | 7             | 16.7%       | 0.0                  | 2             | 0                 |
| Human Trafficking Offenses       | 0             | 0             |             | 0.0                  | 0             | 0                 |
| Violation of No Contact/Protect. | 278           | 294           | 5.8%        | 2.1                  | 97            | 217               |
| Robbery                          | 21            | 26            | 23.8%       | 0.2                  | 17            | 5                 |
| Burglary                         | 755           | 795           | 5.3%        | 5.6                  | 115           | 61                |
| Larceny-Theft Offenses           | 1,423         | 1,281         | -10.0%      | 9.0                  | 46            | 8                 |
| Motor Vehicle Theft              | 291           | 294           | 1.0%        | 2.1                  | 37            | 2                 |
| Arson                            | 9             | 10            | 11.1%       | 0.1                  | 1             | 0                 |
| Destruction of Property          | 523           | 600           | 14.7%       | 4.2                  | 39            | 0                 |
| Counterfeiting/Forgery           | 187           | 151           | -19.3%      | 1.1                  | 4             | 0                 |
| Fraud Offenses                   | 411           | 427           | 3.9%        | 3.0                  | 46            | 0                 |
| Embezzlement                     | 0             | 0             |             | 0.0                  | 0             | 0                 |
| Extortion/Blackmail              | 2             | 5             | 150.0%      | 0.0                  | 0             | 0                 |
| Bribery                          | 0             | 0             |             | 0.0                  | 0             | 0                 |
| Stolen Property Offenses         | 44            | 50            | 13.6%       | 0.4                  | 18            | 0                 |
| Animal Cruelty                   | 0             | 1             |             | 0.0                  | 1             | 0                 |
| Drug/Narcotic Violations         | 104           | 143           | 37.5%       | 1.0                  | 81            | 0                 |
| Drug Equipment Violations        | 8             | 12            | 50.0%       | 0.1                  | 1             | 0                 |
| Gambling Offenses                | 0             | 0             |             | 0.0                  | 0             | 0                 |
| Pornography                      | 9             | 12            | 33.3%       | 0.1                  | 1             | 0                 |
| Prostitution Offenses            | 0             | 0             |             | 0.0                  | 0             | 0                 |
| Weapon Law Violations            | 36            | 47            | 30.6%       | 0.3                  | 19            | 0                 |
| <b>Grand Total</b>               | <b>4,946</b>  | <b>5,008</b>  | <b>1.3%</b> | <b>35.3</b>          | <b>938</b>    | <b>754</b>        |

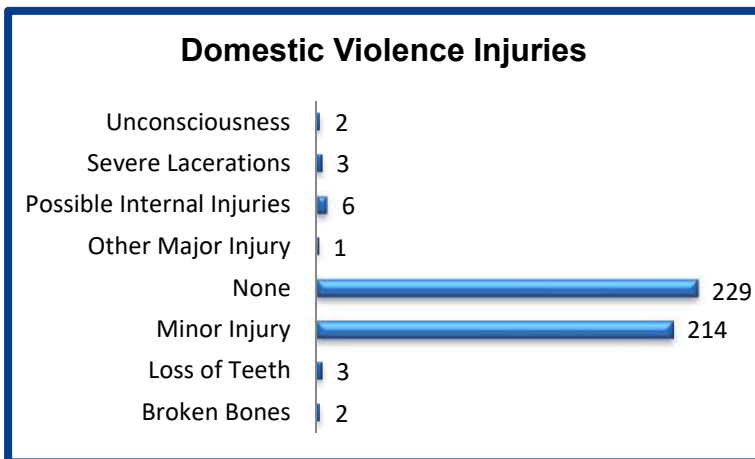
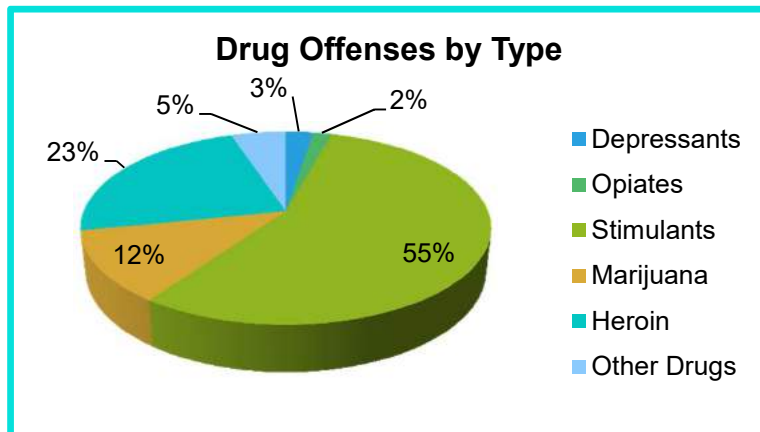
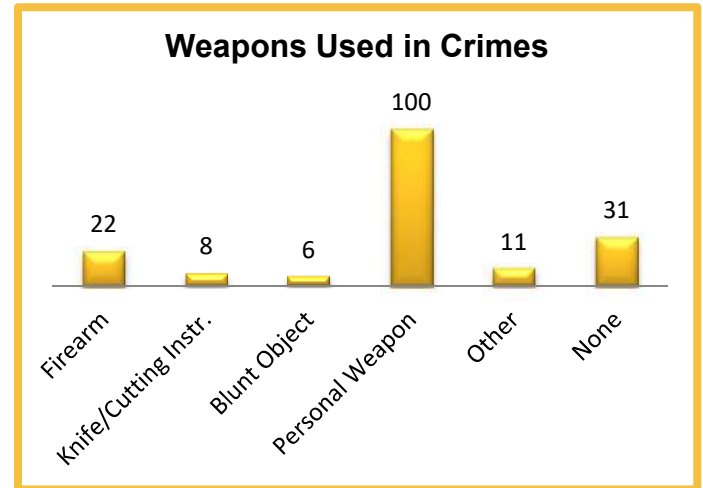
## 2017 Washington NIBRS Submission Agencies

Thurston SO

Continued

### 2017 Group B Arrests

| Offense               | Adult      | Juvenile  |
|-----------------------|------------|-----------|
| Bad Checks            | 0          | 0         |
| Curfew/Vagrancy       | 0          | 0         |
| Disorderly Conduct    | 3          | 0         |
| Drunkenness           | 0          | 0         |
| DUI                   | 155        | 0         |
| Family Offenses       | 0          | 0         |
| Liquor Law Violations | 1          | 2         |
| Peeping Tom           | 1          | 0         |
| Trespass              | 12         | 0         |
| All Other Offenses    | 53         | 8         |
| <b>Total</b>          | <b>225</b> | <b>10</b> |



### 2017 Property Values by Type

| Type                 | Value              |
|----------------------|--------------------|
| Seized               | \$668              |
| Burned               | \$191,002          |
| Counterfeited/Forged | \$64,723           |
| Destroyed/Damaged    | \$421,610          |
| Recovered            | \$1,047,652        |
| Stolen               | \$4,875,291        |
| <b>Total</b>         | <b>\$6,600,946</b> |

## 2017 Washington NIBRS Submission Agencies

**Evergreen St College PD**

Thurston County

Population: 0  
Months Reported: 12

### Offense Overview

Offense Total 150  
# of Cleared Offense 0  
Percent Cleared 0.0%

### Group A Arrest Overview

Arrest Total 0  
Adult Arrest Total 0  
Juvenile Arrest Total 0

| Group A Offenses                 | Reported 2016 | Reported 2017 | % of Change   | Crime Rate per 1,000 | Total Arrests | DV Offense Totals |
|----------------------------------|---------------|---------------|---------------|----------------------|---------------|-------------------|
| Murder                           | 0             | 0             |               | 0.0                  | 0             | 0                 |
| Manslaughter                     | 0             | 0             |               | 0.0                  | 0             | 0                 |
| Rape                             | 0             | 1             |               | 0.0                  | 0             | 0                 |
| Sodomy                           | 1             | 0             | -100.0%       | 0.0                  | 0             | 0                 |
| Sexual Assault w/Object          | 0             | 0             |               | 0.0                  | 0             | 0                 |
| Fondling                         | 0             | 0             |               | 0.0                  | 0             | 0                 |
| Aggravated Assault               | 1             | 0             | -100.0%       | 0.0                  | 0             | 0                 |
| Simple Assault                   | 8             | 8             | 0.0%          | 0.0                  | 0             | 2                 |
| Intimidation                     | 1             | 2             | 100.0%        | 0.0                  | 0             | 0                 |
| Kidnapping                       | 0             | 0             |               | 0.0                  | 0             | 0                 |
| Incest                           | 0             | 0             |               | 0.0                  | 0             | 0                 |
| Statutory Rape                   | 0             | 0             |               | 0.0                  | 0             | 0                 |
| Human Trafficking Offenses       | 0             | 0             |               | 0.0                  | 0             | 0                 |
| Violation of No Contact/Protect. | 1             | 1             | 0.0%          | 0.0                  | 0             | 0                 |
| Robbery                          | 1             | 0             | -100.0%       | 0.0                  | 0             | 0                 |
| Burglary                         | 6             | 0             | -100.0%       | 0.0                  | 0             | 0                 |
| Larceny-Theft Offenses           | 75            | 39            | -48.0%        | 0.0                  | 0             | 0                 |
| Motor Vehicle Theft              | 2             | 1             | -50.0%        | 0.0                  | 0             | 0                 |
| Arson                            | 0             | 0             |               | 0.0                  | 0             | 0                 |
| Destruction of Property          | 83            | 73            | -12.0%        | 0.0                  | 0             | 0                 |
| Counterfeiting/Forgery           | 3             | 0             | -100.0%       | 0.0                  | 0             | 0                 |
| Fraud Offenses                   | 2             | 1             | -50.0%        | 0.0                  | 0             | 0                 |
| Embezzlement                     | 0             | 0             |               | 0.0                  | 0             | 0                 |
| Extortion/Blackmail              | 0             | 0             |               | 0.0                  | 0             | 0                 |
| Bribery                          | 0             | 0             |               | 0.0                  | 0             | 0                 |
| Stolen Property Offenses         | 2             | 0             | -100.0%       | 0.0                  | 0             | 0                 |
| Animal Cruelty                   | 0             | 0             |               | 0.0                  | 0             | 0                 |
| Drug/Narcotic Violations         | 32            | 18            | -43.8%        | 0.0                  | 0             | 0                 |
| Drug Equipment Violations        | 3             | 5             | 66.7%         | 0.0                  | 0             | 0                 |
| Gambling Offenses                | 0             | 0             |               | 0.0                  | 0             | 0                 |
| Pornography                      | 0             | 0             |               | 0.0                  | 0             | 0                 |
| Prostitution Offenses            | 0             | 0             |               | 0.0                  | 0             | 0                 |
| Weapon Law Violations            | 0             | 1             |               | 0.0                  | 0             | 0                 |
| <b>Grand Total</b>               | <b>221</b>    | <b>150</b>    | <b>-32.1%</b> | <b>0.0</b>           | <b>0</b>      | <b>2</b>          |

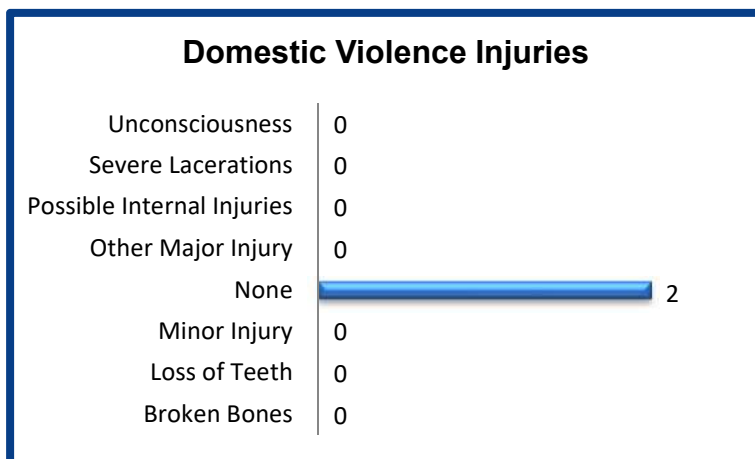
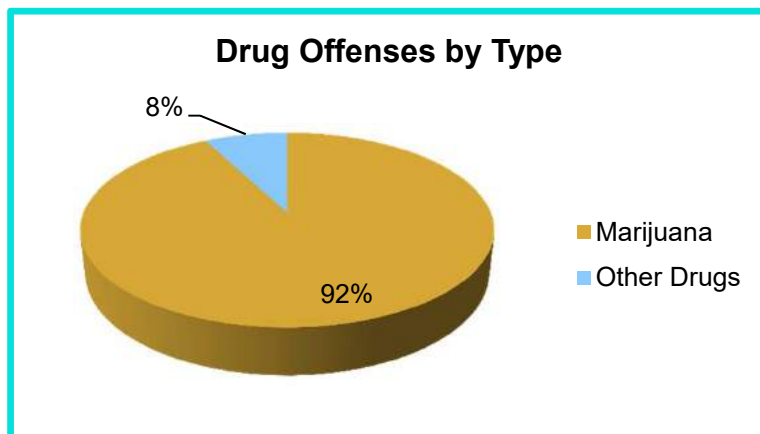
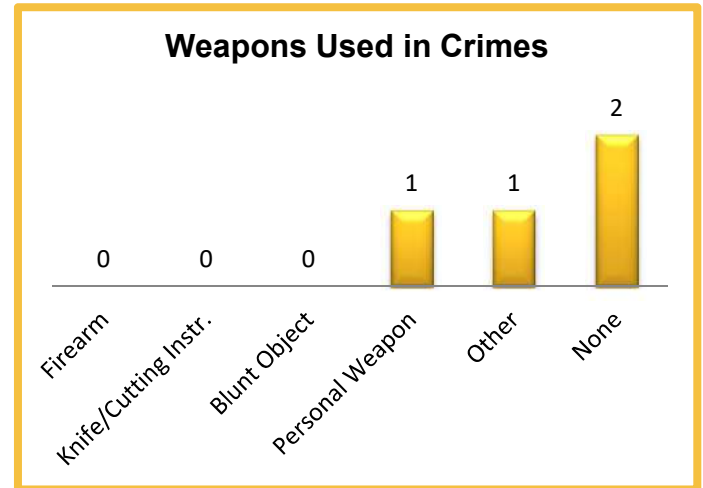
## 2017 Washington NIBRS Submission Agencies

Evergreen St College PD

Continued

### 2017 Group B Arrests

| Offense               | Adult     | Juvenile |
|-----------------------|-----------|----------|
| Bad Checks            | 0         | 0        |
| Curfew/Vagrancy       | 0         | 0        |
| Disorderly Conduct    | 0         | 0        |
| Drunkenness           | 0         | 0        |
| DUI                   | 1         | 0        |
| Family Offenses       | 0         | 0        |
| Liquor Law Violations | 0         | 1        |
| Peeping Tom           | 0         | 0        |
| Trespass              | 8         | 0        |
| All Other Offenses    | 39        | 0        |
| <b>Total</b>          | <b>48</b> | <b>1</b> |



### 2017 Property Values by Type

| Type                 | Value           |
|----------------------|-----------------|
| Seized               | \$75            |
| Burned               | \$0             |
| Counterfeited/Forged | \$0             |
| Destroyed/Damaged    | \$27,207        |
| Recovered            | \$0             |
| Stolen               | \$40,706        |
| <b>Total</b>         | <b>\$67,988</b> |

## 2017 Washington NIBRS Submission Agencies

**Lacey PD**

Thurston County

Population: 48,702  
Months Reported: 12

### Offense Overview

Offense Total 3,166  
# of Cleared Offense 1,170  
Percent Cleared 37.0%

### Group A Arrest Overview

Arrest Total 1,104  
Adult Arrest Total 995  
Juvenile Arrest Total 109

| Group A Offenses                 | Reported 2016 | Reported 2017 | % of Change  | Crime Rate per 1,000 | Total Arrests | DV Offense Totals |
|----------------------------------|---------------|---------------|--------------|----------------------|---------------|-------------------|
| Murder                           | 0             | 2             |              | 0.0                  | 0             | 1                 |
| Manslaughter                     | 0             | 0             |              | 0.0                  | 0             | 0                 |
| Rape                             | 13            | 27            | 107.7%       | 0.6                  | 3             | 4                 |
| Sodomy                           | 0             | 1             |              | 0.0                  | 1             | 0                 |
| Sexual Assault w/Object          | 1             | 1             | 0.0%         | 0.0                  | 0             | 0                 |
| Fondling                         | 41            | 36            | -12.2%       | 0.7                  | 4             | 2                 |
| Aggravated Assault               | 66            | 78            | 18.2%        | 1.6                  | 44            | 32                |
| Simple Assault                   | 266           | 295           | 10.9%        | 6.1                  | 201           | 175               |
| Intimidation                     | 82            | 76            | -7.3%        | 1.6                  | 30            | 34                |
| Kidnapping                       | 12            | 10            | -16.7%       | 0.2                  | 7             | 6                 |
| Incest                           | 0             | 1             |              | 0.0                  | 0             | 0                 |
| Statutory Rape                   | 1             | 1             | 0.0%         | 0.0                  | 4             | 0                 |
| Human Trafficking Offenses       | 0             | 0             |              | 0.0                  | 0             | 0                 |
| Violation of No Contact/Protect. | 148           | 161           | 8.8%         | 3.3                  | 63            | 104               |
| Robbery                          | 30            | 28            | -6.7%        | 0.6                  | 22            | 0                 |
| Burglary                         | 244           | 198           | -18.9%       | 4.1                  | 46            | 13                |
| Larceny-Theft Offenses           | 1,370         | 1,175         | -14.2%       | 24.1                 | 455           | 3                 |
| Motor Vehicle Theft              | 143           | 133           | -7.0%        | 2.7                  | 2             | 0                 |
| Arson                            | 3             | 6             | 100.0%       | 0.1                  | 1             | 0                 |
| Destruction of Property          | 303           | 349           | 15.2%        | 7.2                  | 51            | 0                 |
| Counterfeiting/Forgery           | 92            | 107           | 16.3%        | 2.2                  | 38            | 0                 |
| Fraud Offenses                   | 276           | 277           | 0.4%         | 5.7                  | 10            | 0                 |
| Embezzlement                     | 1             | 1             | 0.0%         | 0.0                  | 0             | 0                 |
| Extortion/Blackmail              | 2             | 3             | 50.0%        | 0.1                  | 0             | 0                 |
| Bribery                          | 0             | 0             |              | 0.0                  | 0             | 0                 |
| Stolen Property Offenses         | 43            | 35            | -18.6%       | 0.7                  | 19            | 0                 |
| Animal Cruelty                   | 0             | 0             |              | 0.0                  | 0             | 0                 |
| Drug/Narcotic Violations         | 192           | 134           | -30.2%       | 2.8                  | 90            | 0                 |
| Drug Equipment Violations        | 22            | 10            | -54.5%       | 0.2                  | 6             | 0                 |
| Gambling Offenses                | 0             | 0             |              | 0.0                  | 0             | 0                 |
| Pornography                      | 0             | 3             |              | 0.1                  | 0             | 0                 |
| Prostitution Offenses            | 1             | 1             | 0.0%         | 0.0                  | 0             | 0                 |
| Weapon Law Violations            | 25            | 17            | -32.0%       | 0.3                  | 7             | 0                 |
| <b>Grand Total</b>               | <b>3,377</b>  | <b>3,166</b>  | <b>-6.2%</b> | <b>65.0</b>          | <b>1,104</b>  | <b>374</b>        |


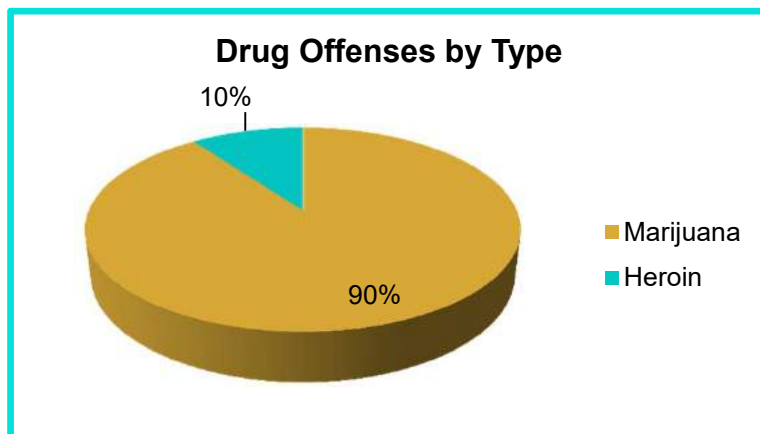
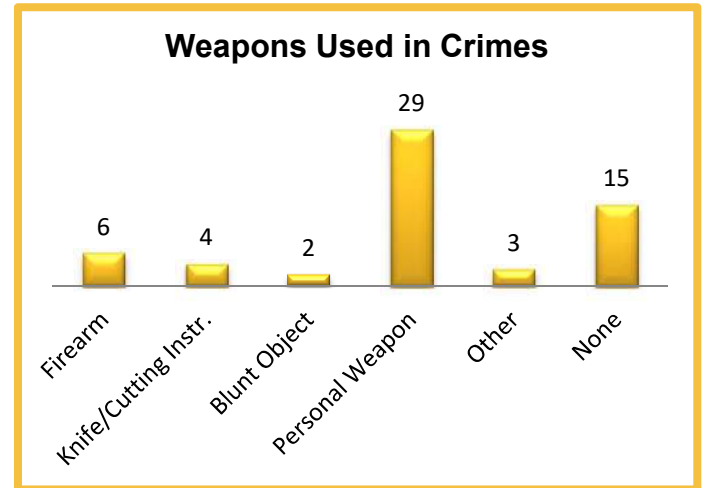
## 2017 Washington NIBRS Submission Agencies

Lacey PD

Continued

### 2017 Group B Arrests

| Offense               | Adult      | Juvenile  |
|-----------------------|------------|-----------|
| Bad Checks            | 0          | 0         |
| Curfew/Vagrancy       | 0          | 0         |
| Disorderly Conduct    | 8          | 3         |
| Drunkenness           | 0          | 0         |
| DUI                   | 44         | 0         |
| Family Offenses       | 0          | 0         |
| Liquor Law Violations | 8          | 8         |
| Peeping Tom           | 0          | 0         |
| Trespass              | 47         | 4         |
| All Other Offenses    | 452        | 42        |
| <b>Total</b>          | <b>559</b> | <b>57</b> |



### 2017 Property Values by Type

| Type                 | Value              |
|----------------------|--------------------|
| Seized               | \$101              |
| Burned               | \$19,521           |
| Counterfeited/Forged | \$37,505           |
| Destroyed/Damaged    | \$187,532          |
| Recovered            | \$572,493          |
| Stolen               | \$2,219,529        |
| <b>Total</b>         | <b>\$3,036,681</b> |

## 2017 Washington NIBRS Submission Agencies

**Olympia PD**

Thurston County

Population: 52,160  
Months Reported: 12

**Offense Overview**

Offense Total 4,458  
# of Cleared Offense 1,048  
Percent Cleared 23.5%

**Group A Arrest Overview**

Arrest Total 905  
Adult Arrest Total 866  
Juvenile Arrest Total 39

| Group A Offenses                 | Reported 2016 | Reported 2017 | % of Change   | Crime Rate per 1,000 | Total Arrests | DV Offense Totals |
|----------------------------------|---------------|---------------|---------------|----------------------|---------------|-------------------|
| Murder                           | 0             | 0             |               | 0.0                  | 0             | 0                 |
| Manslaughter                     | 0             | 0             |               | 0.0                  | 0             | 0                 |
| Rape                             | 20            | 36            | 80.0%         | 0.7                  | 5             | 4                 |
| Sodomy                           | 1             | 1             | 0.0%          | 0.0                  | 0             | 0                 |
| Sexual Assault w/Object          | 1             | 0             | -100.0%       | 0.0                  | 0             | 0                 |
| Fondling                         | 18            | 28            | 55.6%         | 0.5                  | 4             | 3                 |
| Aggravated Assault               | 135           | 133           | -1.5%         | 2.5                  | 67            | 39                |
| Simple Assault                   | 408           | 492           | 20.6%         | 9.4                  | 232           | 204               |
| Intimidation                     | 112           | 143           | 27.7%         | 2.7                  | 44            | 23                |
| Kidnapping                       | 12            | 10            | -16.7%        | 0.2                  | 6             | 4                 |
| Incest                           | 0             | 0             |               | 0.0                  | 0             | 0                 |
| Statutory Rape                   | 1             | 4             | 300.0%        | 0.1                  | 3             | 1                 |
| Human Trafficking Offenses       | 0             | 0             |               | 0.0                  | 0             | 0                 |
| Violation of No Contact/Protect. | 164           | 182           | 11.0%         | 3.5                  | 61            | 115               |
| Robbery                          | 48            | 59            | 22.9%         | 1.1                  | 32            | 4                 |
| Burglary                         | 381           | 368           | -3.4%         | 7.1                  | 50            | 15                |
| Larceny-Theft Offenses           | 1,949         | 1,608         | -17.5%        | 30.8                 | 141           | 4                 |
| Motor Vehicle Theft              | 230           | 204           | -11.3%        | 3.9                  | 5             | 1                 |
| Arson                            | 7             | 6             | -14.3%        | 0.1                  | 5             | 0                 |
| Destruction of Property          | 835           | 592           | -29.1%        | 11.3                 | 72            | 0                 |
| Counterfeiting/Forgery           | 122           | 90            | -26.2%        | 1.7                  | 11            | 0                 |
| Fraud Offenses                   | 210           | 177           | -15.7%        | 3.4                  | 5             | 0                 |
| Embezzlement                     | 0             | 3             |               | 0.1                  | 1             | 0                 |
| Extortion/Blackmail              | 1             | 3             | 200.0%        | 0.1                  | 0             | 0                 |
| Bribery                          | 0             | 0             |               | 0.0                  | 0             | 0                 |
| Stolen Property Offenses         | 53            | 39            | -26.4%        | 0.7                  | 34            | 0                 |
| Animal Cruelty                   | 0             | 0             |               | 0.0                  | 0             | 0                 |
| Drug/Narcotic Violations         | 182           | 193           | 6.0%          | 3.7                  | 112           | 0                 |
| Drug Equipment Violations        | 40            | 38            | -5.0%         | 0.7                  | 0             | 0                 |
| Gambling Offenses                | 0             | 0             |               | 0.0                  | 0             | 0                 |
| Pornography                      | 14            | 7             | -50.0%        | 0.1                  | 0             | 0                 |
| Prostitution Offenses            | 0             | 0             |               | 0.0                  | 0             | 0                 |
| Weapon Law Violations            | 41            | 42            | 2.4%          | 0.8                  | 15            | 0                 |
| <b>Grand Total</b>               | <b>4,985</b>  | <b>4,458</b>  | <b>-10.6%</b> | <b>85.5</b>          | <b>905</b>    | <b>417</b>        |

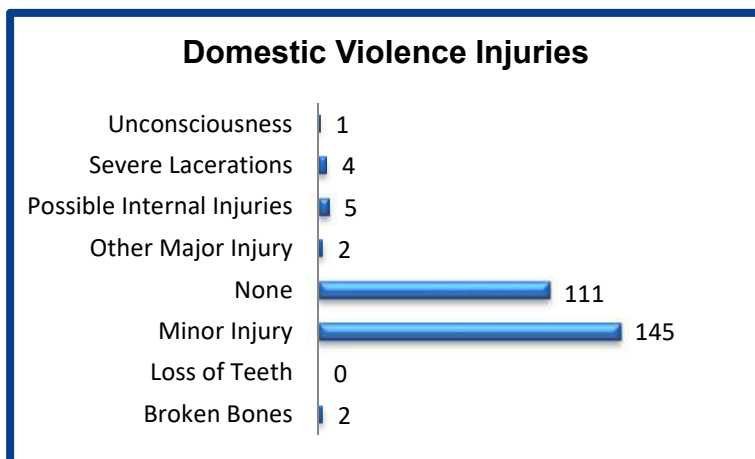
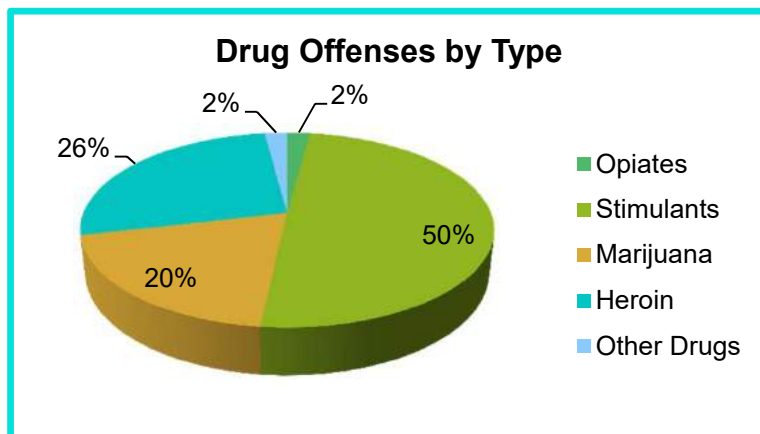
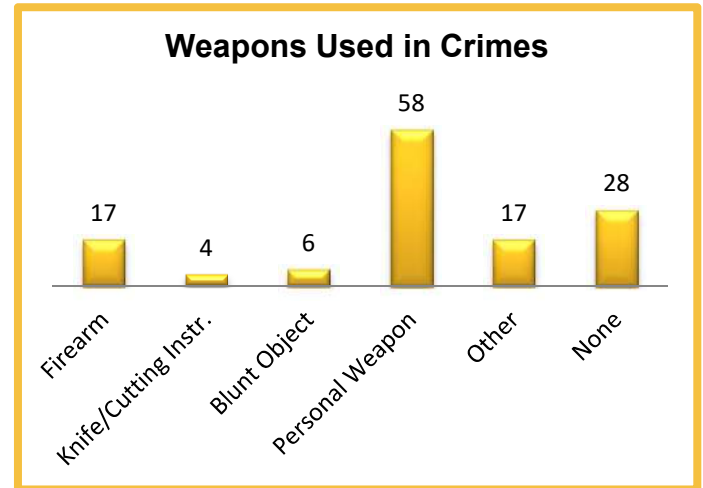
## 2017 Washington NIBRS Submission Agencies

Olympia PD

Continued

### 2017 Group B Arrests

| Offense               | Adult      | Juvenile |
|-----------------------|------------|----------|
| Bad Checks            | 0          | 0        |
| Curfew/Vagrancy       | 0          | 0        |
| Disorderly Conduct    | 42         | 0        |
| Drunkenness           | 0          | 0        |
| DUI                   | 133        | 0        |
| Family Offenses       | 0          | 0        |
| Liquor Law Violations | 2          | 4        |
| Peeping Tom           | 1          | 0        |
| Trespass              | 79         | 0        |
| All Other Offenses    | 65         | 1        |
| <b>Total</b>          | <b>322</b> | <b>5</b> |



### 2017 Property Values by Type

| Type                 | Value              |
|----------------------|--------------------|
| Seized               | \$15,875           |
| Burned               | \$21,081           |
| Counterfeited/Forged | \$46,975           |
| Destroyed/Damaged    | \$764,286          |
| Recovered            | \$1,053,290        |
| Stolen               | \$2,821,662        |
| <b>Total</b>         | <b>\$4,723,169</b> |

## 2017 Washington NIBRS Submission Agencies

**Tenino PD**

Thurston County

Population: 2,365  
Months Reported: 12

**Offense Overview**

Offense Total 90  
# of Cleared Offense 20  
Percent Cleared 22.2%

**Group A Arrest Overview**

Arrest Total 19  
Adult Arrest Total 13  
Juvenile Arrest Total 6

| Group A Offenses                 | Reported 2016 | Reported 2017 | % of Change   | Crime Rate per 1,000 | Total Arrests | DV Offense Totals |
|----------------------------------|---------------|---------------|---------------|----------------------|---------------|-------------------|
| Murder                           | 0             | 0             |               | 0.0                  | 0             | 0                 |
| Manslaughter                     | 0             | 0             |               | 0.0                  | 0             | 0                 |
| Rape                             | 3             | 0             | -100.0%       | 0.0                  | 0             | 0                 |
| Sodomy                           | 0             | 0             |               | 0.0                  | 0             | 0                 |
| Sexual Assault w/Object          | 0             | 0             |               | 0.0                  | 0             | 0                 |
| Fondling                         | 1             | 0             | -100.0%       | 0.0                  | 0             | 0                 |
| Aggravated Assault               | 2             | 1             | -50.0%        | 0.4                  | 1             | 0                 |
| Simple Assault                   | 18            | 10            | -44.4%        | 4.2                  | 4             | 6                 |
| Intimidation                     | 5             | 5             | 0.0%          | 2.1                  | 0             | 0                 |
| Kidnapping                       | 1             | 1             | 0.0%          | 0.4                  | 0             | 0                 |
| Incest                           | 0             | 0             |               | 0.0                  | 0             | 0                 |
| Statutory Rape                   | 0             | 3             |               | 1.3                  | 0             | 0                 |
| Human Trafficking Offenses       | 0             | 0             |               | 0.0                  | 0             | 0                 |
| Violation of No Contact/Protect. | 4             | 4             | 0.0%          | 1.7                  | 4             | 4                 |
| Robbery                          | 0             | 0             |               | 0.0                  | 0             | 0                 |
| Burglary                         | 21            | 12            | -42.9%        | 5.1                  | 0             | 0                 |
| Larceny-Theft Offenses           | 31            | 25            | -19.4%        | 10.6                 | 5             | 0                 |
| Motor Vehicle Theft              | 4             | 3             | -25.0%        | 1.3                  | 0             | 0                 |
| Arson                            | 0             | 0             |               | 0.0                  | 0             | 0                 |
| Destruction of Property          | 8             | 13            | 62.5%         | 5.5                  | 2             | 0                 |
| Counterfeiting/Forgery           | 2             | 2             | 0.0%          | 0.8                  | 0             | 0                 |
| Fraud Offenses                   | 2             | 4             | 100.0%        | 1.7                  | 0             | 0                 |
| Embezzlement                     | 0             | 0             |               | 0.0                  | 0             | 0                 |
| Extortion/Blackmail              | 0             | 1             |               | 0.4                  | 0             | 0                 |
| Bribery                          | 0             | 0             |               | 0.0                  | 0             | 0                 |
| Stolen Property Offenses         | 1             | 0             | -100.0%       | 0.0                  | 0             | 0                 |
| Animal Cruelty                   | 0             | 0             |               | 0.0                  | 0             | 0                 |
| Drug/Narcotic Violations         | 3             | 3             | 0.0%          | 1.3                  | 2             | 0                 |
| Drug Equipment Violations        | 0             | 0             |               | 0.0                  | 0             | 0                 |
| Gambling Offenses                | 0             | 0             |               | 0.0                  | 0             | 0                 |
| Pornography                      | 0             | 2             |               | 0.8                  | 1             | 0                 |
| Prostitution Offenses            | 0             | 1             |               | 0.4                  | 0             | 0                 |
| Weapon Law Violations            | 0             | 0             |               | 0.0                  | 0             | 0                 |
| <b>Grand Total</b>               | <b>106</b>    | <b>90</b>     | <b>-15.1%</b> | <b>38.1</b>          | <b>19</b>     | <b>10</b>         |

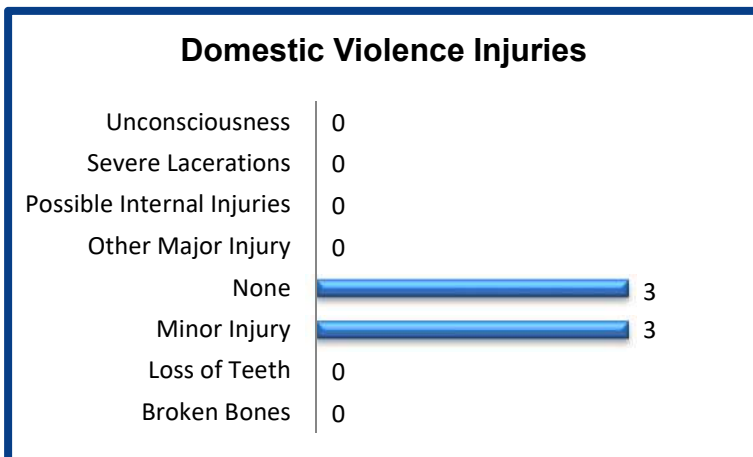
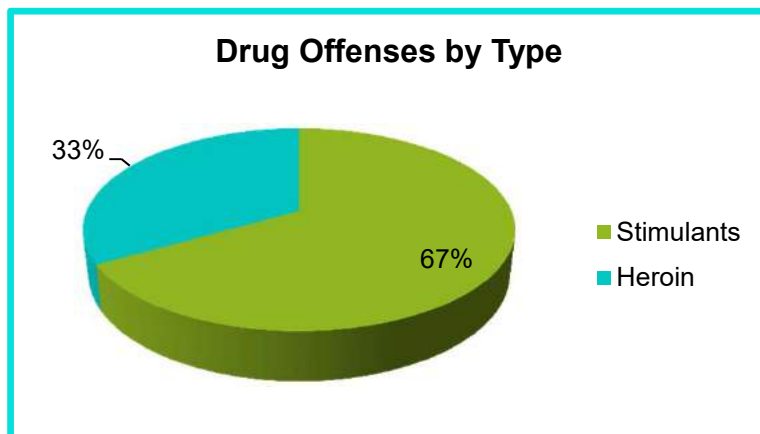
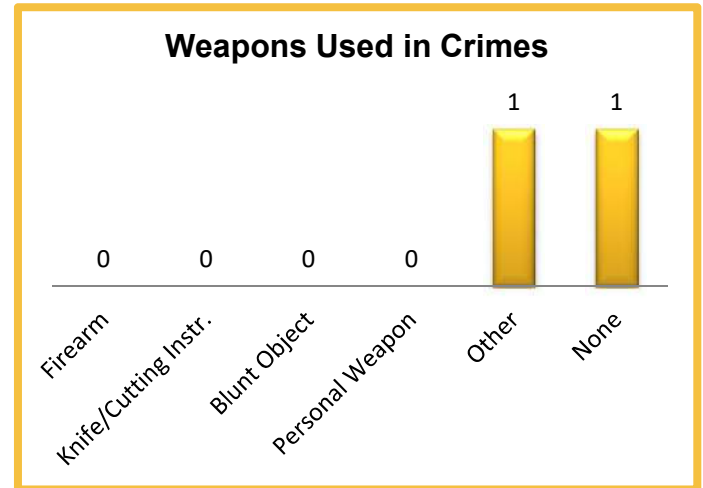
## 2017 Washington NIBRS Submission Agencies

Tenino PD

Continued

### 2017 Group B Arrests

| Offense               | Adult     | Juvenile |
|-----------------------|-----------|----------|
| Bad Checks            | 0         | 0        |
| Curfew/Vagrancy       | 0         | 0        |
| Disorderly Conduct    | 1         | 0        |
| Drunkenness           | 0         | 0        |
| DUI                   | 6         | 0        |
| Family Offenses       | 0         | 0        |
| Liquor Law Violations | 0         | 2        |
| Peeping Tom           | 0         | 0        |
| Trespass              | 0         | 0        |
| All Other Offenses    | 34        | 1        |
| <b>Total</b>          | <b>41</b> | <b>3</b> |



### 2017 Property Values by Type

| Type                 | Value           |
|----------------------|-----------------|
| Seized               | \$0             |
| Burned               | \$0             |
| Counterfeited/Forged | \$20            |
| Destroyed/Damaged    | \$11,268        |
| Recovered            | \$23,523        |
| Stolen               | \$40,544        |
| <b>Total</b>         | <b>\$75,355</b> |

## 2017 Washington NIBRS Submission Agencies

**Tumwater PD**

Thurston County

Population: 23,210  
Months Reported: 12

**Offense Overview**

Offense Total 1,657  
# of Cleared Offense 481  
Percent Cleared 29.0%

**Group A Arrest Overview**

Arrest Total 386  
Adult Arrest Total 360  
Juvenile Arrest Total 26

| Group A Offenses                 | Reported 2016 | Reported 2017 | % of Change   | Crime Rate per 1,000 | Total Arrests | DV Offense Totals |
|----------------------------------|---------------|---------------|---------------|----------------------|---------------|-------------------|
| Murder                           | 0             | 1             |               | 0.0                  | 1             | 1                 |
| Manslaughter                     | 0             | 0             |               | 0.0                  | 0             | 0                 |
| Rape                             | 12            | 11            | -8.3%         | 0.5                  | 1             | 1                 |
| Sodomy                           | 0             | 0             |               | 0.0                  | 0             | 0                 |
| Sexual Assault w/Object          | 0             | 0             |               | 0.0                  | 0             | 0                 |
| Fondling                         | 22            | 15            | -31.8%        | 0.6                  | 1             | 2                 |
| Aggravated Assault               | 59            | 45            | -23.7%        | 1.9                  | 26            | 24                |
| Simple Assault                   | 172           | 179           | 4.1%          | 7.7                  | 78            | 141               |
| Intimidation                     | 34            | 39            | 14.7%         | 1.7                  | 9             | 9                 |
| Kidnapping                       | 5             | 9             | 80.0%         | 0.4                  | 4             | 5                 |
| Incest                           | 0             | 0             |               | 0.0                  | 0             | 0                 |
| Statutory Rape                   | 2             | 5             | 150.0%        | 0.2                  | 4             | 1                 |
| Human Trafficking Offenses       | 0             | 0             |               | 0.0                  | 0             | 0                 |
| Violation of No Contact/Protect. | 128           | 97            | -24.2%        | 4.2                  | 31            | 72                |
| Robbery                          | 7             | 11            | 57.1%         | 0.5                  | 8             | 0                 |
| Burglary                         | 178           | 143           | -19.7%        | 6.2                  | 18            | 8                 |
| Larceny-Theft Offenses           | 619           | 481           | -22.3%        | 20.7                 | 74            | 7                 |
| Motor Vehicle Theft              | 94            | 114           | 21.3%         | 4.9                  | 7             | 0                 |
| Arson                            | 1             | 3             | 200.0%        | 0.1                  | 2             | 1                 |
| Destruction of Property          | 304           | 222           | -27.0%        | 9.6                  | 12            | 0                 |
| Counterfeiting/Forgery           | 49            | 32            | -34.7%        | 1.4                  | 3             | 0                 |
| Fraud Offenses                   | 96            | 88            | -8.3%         | 3.8                  | 8             | 0                 |
| Embezzlement                     | 0             | 0             |               | 0.0                  | 0             | 0                 |
| Extortion/Blackmail              | 0             | 0             |               | 0.0                  | 0             | 0                 |
| Bribery                          | 0             | 0             |               | 0.0                  | 0             | 0                 |
| Stolen Property Offenses         | 35            | 17            | -51.4%        | 0.7                  | 14            | 0                 |
| Animal Cruelty                   | 0             | 0             |               | 0.0                  | 0             | 0                 |
| Drug/Narcotic Violations         | 134           | 111           | -17.2%        | 4.8                  | 82            | 0                 |
| Drug Equipment Violations        | 24            | 13            | -45.8%        | 0.6                  | 0             | 0                 |
| Gambling Offenses                | 0             | 0             |               | 0.0                  | 0             | 0                 |
| Pornography                      | 1             | 4             | 300.0%        | 0.2                  | 0             | 0                 |
| Prostitution Offenses            | 0             | 0             |               | 0.0                  | 0             | 0                 |
| Weapon Law Violations            | 18            | 17            | -5.6%         | 0.7                  | 3             | 0                 |
| <b>Grand Total</b>               | <b>1,994</b>  | <b>1,657</b>  | <b>-16.9%</b> | <b>71.4</b>          | <b>386</b>    | <b>272</b>        |

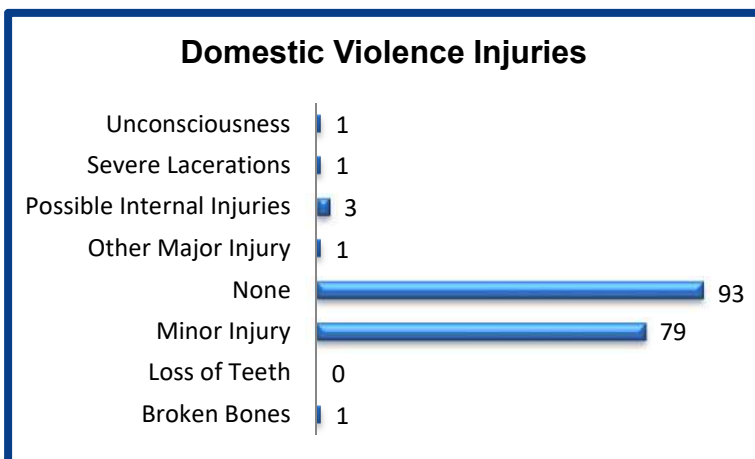
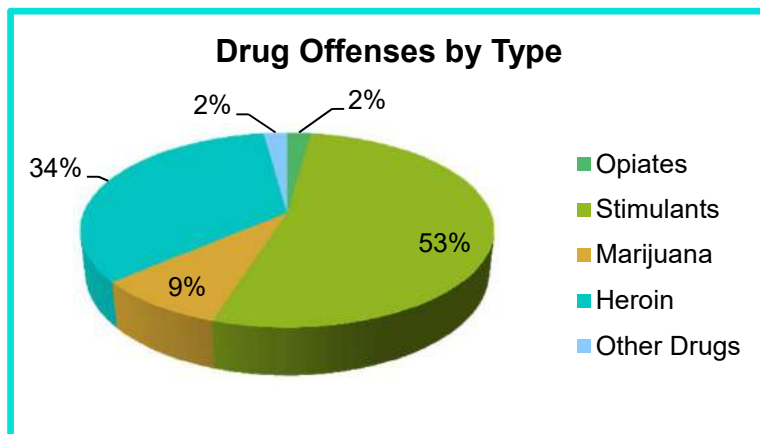
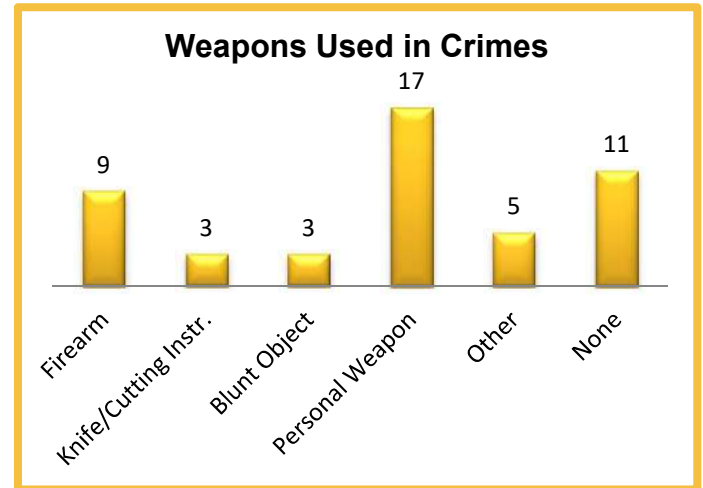
## 2017 Washington NIBRS Submission Agencies

Tumwater PD

Continued

### 2017 Group B Arrests

| Offense               | Adult      | Juvenile  |
|-----------------------|------------|-----------|
| Bad Checks            | 1          | 0         |
| Curfew/Vagrancy       | 0          | 0         |
| Disorderly Conduct    | 15         | 0         |
| Drunkenness           | 0          | 0         |
| DUI                   | 57         | 0         |
| Family Offenses       | 0          | 0         |
| Liquor Law Violations | 7          | 5         |
| Peeping Tom           | 0          | 0         |
| Trespass              | 14         | 2         |
| All Other Offenses    | 481        | 15        |
| <b>Total</b>          | <b>575</b> | <b>22</b> |



### 2017 Property Values by Type

| Type                 | Value              |
|----------------------|--------------------|
| Seized               | \$2,015            |
| Burned               | \$601              |
| Counterfeited/Forged | \$5,626            |
| Destroyed/Damaged    | \$174,950          |
| Recovered            | \$300,688          |
| Stolen               | \$1,100,210        |
| <b>Total</b>         | <b>\$1,584,090</b> |

## 2017 Washington NIBRS Submission Agencies

**WA St Gambling Comm.**

State Agency

Population:

0

Months Reported:

12

### Offense Overview

Offense Total 38  
# of Cleared Offense 0  
Percent Cleared 0.0%

### Group A Arrest Overview

Arrest Total 0  
Adult Arrest Total 0  
Juvenile Arrest Total 0

| Group A Offenses                 | Reported 2016 | Reported 2017 | % of Change   | Crime Rate per 1,000 | Total Arrests | DV Offense Totals |
|----------------------------------|---------------|---------------|---------------|----------------------|---------------|-------------------|
| Murder                           | 0             | 0             |               | 0.0                  | 0             | 0                 |
| Manslaughter                     | 0             | 0             |               | 0.0                  | 0             | 0                 |
| Rape                             | 0             | 0             |               | 0.0                  | 0             | 0                 |
| Sodomy                           | 0             | 0             |               | 0.0                  | 0             | 0                 |
| Sexual Assault w/Object          | 0             | 0             |               | 0.0                  | 0             | 0                 |
| Fondling                         | 0             | 0             |               | 0.0                  | 0             | 0                 |
| Aggravated Assault               | 0             | 0             |               | 0.0                  | 0             | 0                 |
| Simple Assault                   | 0             | 0             |               | 0.0                  | 0             | 0                 |
| Intimidation                     | 0             | 0             |               | 0.0                  | 0             | 0                 |
| Kidnapping                       | 0             | 0             |               | 0.0                  | 0             | 0                 |
| Incest                           | 0             | 0             |               | 0.0                  | 0             | 0                 |
| Statutory Rape                   | 0             | 0             |               | 0.0                  | 0             | 0                 |
| Human Trafficking Offenses       | 0             | 0             |               | 0.0                  | 0             | 0                 |
| Violation of No Contact/Protect. | 0             | 0             |               | 0.0                  | 0             | 0                 |
| Robbery                          | 0             | 0             |               | 0.0                  | 0             | 0                 |
| Burglary                         | 0             | 0             |               | 0.0                  | 0             | 0                 |
| Larceny-Theft Offenses           | 11            | 15            | 36.4%         | 0.0                  | 0             | 0                 |
| Motor Vehicle Theft              | 0             | 0             |               | 0.0                  | 0             | 0                 |
| Arson                            | 0             | 0             |               | 0.0                  | 0             | 0                 |
| Destruction of Property          | 0             | 0             |               | 0.0                  | 0             | 0                 |
| Counterfeiting/Forgery           | 6             | 6             | 0.0%          | 0.0                  | 0             | 0                 |
| Fraud Offenses                   | 30            | 8             | -73.3%        | 0.0                  | 0             | 0                 |
| Embezzlement                     | 7             | 7             | 0.0%          | 0.0                  | 0             | 0                 |
| Extortion/Blackmail              | 0             | 0             |               | 0.0                  | 0             | 0                 |
| Bribery                          | 0             | 0             |               | 0.0                  | 0             | 0                 |
| Stolen Property Offenses         | 0             | 0             |               | 0.0                  | 0             | 0                 |
| Animal Cruelty                   | 0             | 0             |               | 0.0                  | 0             | 0                 |
| Drug/Narcotic Violations         | 0             | 0             |               | 0.0                  | 0             | 0                 |
| Drug Equipment Violations        | 0             | 0             |               | 0.0                  | 0             | 0                 |
| Gambling Offenses                | 1             | 2             | 100.0%        | 0.0                  | 0             | 0                 |
| Pornography                      | 0             | 0             |               | 0.0                  | 0             | 0                 |
| Prostitution Offenses            | 0             | 0             |               | 0.0                  | 0             | 0                 |
| Weapon Law Violations            | 0             | 0             |               | 0.0                  | 0             | 0                 |
| <b>Grand Total</b>               | <b>55</b>     | <b>38</b>     | <b>-30.9%</b> | <b>0.0</b>           | <b>0</b>      | <b>0</b>          |

## 2017 Washington NIBRS Submission Agencies

WA St Gambling Comm.

Continued

### 2017 Group B Arrests

| Offense               | Adult    | Juvenile |
|-----------------------|----------|----------|
| Bad Checks            | 0        | 0        |
| Curfew/Vagrancy       | 0        | 0        |
| Disorderly Conduct    | 0        | 0        |
| Drunkenness           | 0        | 0        |
| DUI                   | 0        | 0        |
| Family Offenses       | 0        | 0        |
| Liquor Law Violations | 0        | 0        |
| Peeping Tom           | 0        | 0        |
| Trespass              | 0        | 0        |
| All Other Offenses    | 0        | 0        |
| <b>Total</b>          | <b>0</b> | <b>0</b> |

#### Weapons Used in Crimes

**No Weapons  
Reported**

#### Drug Offenses by Type

**No Drug Offenses by Type  
Reported**

#### Relationship of Victim to Offender

**No Relationships  
Reported**

#### Domestic Violence Injuries

**No Domestic Violence  
Injuries Reported**

### 2017 Property Values by Type

| Type                 | Value            |
|----------------------|------------------|
| Seized               | \$136,285        |
| Burned               | \$0              |
| Counterfeited/Forged | \$3,949          |
| Destroyed/Damaged    | \$0              |
| Recovered            | \$0              |
| Stolen               | \$258,206        |
| <b>Total</b>         | <b>\$398,440</b> |

## 2017 Washington NIBRS Submission Agencies

**WA St Insurance Comm.**

State Agency

Population: 0  
Months Reported: 12

### Offense Overview

Offense Total 33  
# of Cleared Offense 0  
Percent Cleared 0.0%

### Group A Arrest Overview

Arrest Total 0  
Adult Arrest Total 0  
Juvenile Arrest Total 0

| Group A Offenses                 | Reported 2016 | Reported 2017 | % of Change  | Crime Rate per 1,000 | Total Arrests | DV Offense Totals |
|----------------------------------|---------------|---------------|--------------|----------------------|---------------|-------------------|
| Murder                           | 0             | 0             |              | 0.0                  | 0             | 0                 |
| Manslaughter                     | 0             | 0             |              | 0.0                  | 0             | 0                 |
| Rape                             | 0             | 0             |              | 0.0                  | 0             | 0                 |
| Sodomy                           | 0             | 0             |              | 0.0                  | 0             | 0                 |
| Sexual Assault w/Object          | 0             | 0             |              | 0.0                  | 0             | 0                 |
| Fondling                         | 0             | 0             |              | 0.0                  | 0             | 0                 |
| Aggravated Assault               | 0             | 0             |              | 0.0                  | 0             | 0                 |
| Simple Assault                   | 0             | 0             |              | 0.0                  | 0             | 0                 |
| Intimidation                     | 0             | 0             |              | 0.0                  | 0             | 0                 |
| Kidnapping                       | 0             | 0             |              | 0.0                  | 0             | 0                 |
| Incest                           | 0             | 0             |              | 0.0                  | 0             | 0                 |
| Statutory Rape                   | 0             | 0             |              | 0.0                  | 0             | 0                 |
| Human Trafficking Offenses       | 0             | 0             |              | 0.0                  | 0             | 0                 |
| Violation of No Contact/Protect. | 0             | 0             |              | 0.0                  | 0             | 0                 |
| Robbery                          | 0             | 0             |              | 0.0                  | 0             | 0                 |
| Burglary                         | 0             | 0             |              | 0.0                  | 0             | 0                 |
| Larceny-Theft Offenses           | 0             | 0             |              | 0.0                  | 0             | 0                 |
| Motor Vehicle Theft              | 0             | 0             |              | 0.0                  | 0             | 0                 |
| Arson                            | 0             | 0             |              | 0.0                  | 0             | 0                 |
| Destruction of Property          | 0             | 0             |              | 0.0                  | 0             | 0                 |
| Counterfeiting/Forgery           | 0             | 0             |              | 0.0                  | 0             | 0                 |
| Fraud Offenses                   | 24            | 33            | 37.5%        | 0.0                  | 0             | 0                 |
| Embezzlement                     | 0             | 0             |              | 0.0                  | 0             | 0                 |
| Extortion/Blackmail              | 0             | 0             |              | 0.0                  | 0             | 0                 |
| Bribery                          | 0             | 0             |              | 0.0                  | 0             | 0                 |
| Stolen Property Offenses         | 0             | 0             |              | 0.0                  | 0             | 0                 |
| Animal Cruelty                   | 0             | 0             |              | 0.0                  | 0             | 0                 |
| Drug/Narcotic Violations         | 0             | 0             |              | 0.0                  | 0             | 0                 |
| Drug Equipment Violations        | 0             | 0             |              | 0.0                  | 0             | 0                 |
| Gambling Offenses                | 0             | 0             |              | 0.0                  | 0             | 0                 |
| Pornography                      | 0             | 0             |              | 0.0                  | 0             | 0                 |
| Prostitution Offenses            | 0             | 0             |              | 0.0                  | 0             | 0                 |
| Weapon Law Violations            | 0             | 0             |              | 0.0                  | 0             | 0                 |
| <b>Grand Total</b>               | <b>24</b>     | <b>33</b>     | <b>37.5%</b> | <b>0.0</b>           | <b>0</b>      | <b>0</b>          |

## 2017 Washington NIBRS Submission Agencies

WA St Insurance Comm.

Continued

### 2017 Group B Arrests

| Offense               | Adult    | Juvenile |
|-----------------------|----------|----------|
| Bad Checks            | 0        | 0        |
| Curfew/Vagrancy       | 0        | 0        |
| Disorderly Conduct    | 0        | 0        |
| Drunkenness           | 0        | 0        |
| DUI                   | 0        | 0        |
| Family Offenses       | 0        | 0        |
| Liquor Law Violations | 0        | 0        |
| Peeping Tom           | 0        | 0        |
| Trespass              | 0        | 0        |
| All Other Offenses    | 0        | 0        |
| <b>Total</b>          | <b>0</b> | <b>0</b> |

#### Weapons Used in Crimes

**No Weapons  
Reported**

#### Drug Offenses by Type

**No Drug Offenses by Type  
Reported**

#### Relationship of Victim to Offender

**No Relationships  
Reported**

#### Domestic Violence Injuries

**No Domestic Violence  
Injuries Reported**

### 2017 Property Values by Type

| Type                 | Value            |
|----------------------|------------------|
| Seized               | \$0              |
| Burned               | \$0              |
| Counterfeited/Forged | \$0              |
| Destroyed/Damaged    | \$0              |
| Recovered            | \$0              |
| Stolen               | \$278,911        |
| <b>Total</b>         | <b>\$278,911</b> |

## 2017 Washington NIBRS Submission Agencies

**Yelm PD**

Thurston County

Population: 8,665  
Months Reported: 12

**Offense Overview**

Offense Total 968  
# of Cleared Offense 430  
Percent Cleared 44.4%

**Group A Arrest Overview**

Arrest Total 427  
Adult Arrest Total 367  
Juvenile Arrest Total 60

| Group A Offenses                 | Reported 2016 | Reported 2017 | % of Change  | Crime Rate per 1,000 | Total Arrests | DV Offense Totals |
|----------------------------------|---------------|---------------|--------------|----------------------|---------------|-------------------|
| Murder                           | 0             | 0             |              | 0.0                  | 0             | 0                 |
| Manslaughter                     | 0             | 0             |              | 0.0                  | 0             | 0                 |
| Rape                             | 0             | 2             |              | 0.2                  | 1             | 0                 |
| Sodomy                           | 0             | 0             |              | 0.0                  | 0             | 0                 |
| Sexual Assault w/Object          | 0             | 0             |              | 0.0                  | 0             | 0                 |
| Fondling                         | 8             | 8             | 0.0%         | 0.9                  | 0             | 0                 |
| Aggravated Assault               | 17            | 15            | -11.8%       | 1.7                  | 8             | 10                |
| Simple Assault                   | 94            | 97            | 3.2%         | 11.2                 | 65            | 51                |
| Intimidation                     | 23            | 12            | -47.8%       | 1.4                  | 6             | 4                 |
| Kidnapping                       | 8             | 3             | -62.5%       | 0.3                  | 0             | 0                 |
| Incest                           | 0             | 0             |              | 0.0                  | 0             | 0                 |
| Statutory Rape                   | 0             | 0             |              | 0.0                  | 0             | 0                 |
| Human Trafficking Offenses       | 0             | 0             |              | 0.0                  | 0             | 0                 |
| Violation of No Contact/Protect. | 33            | 30            | -9.1%        | 3.5                  | 18            | 16                |
| Robbery                          | 3             | 7             | 133.3%       | 0.8                  | 6             | 0                 |
| Burglary                         | 43            | 45            | 4.7%         | 5.2                  | 8             | 0                 |
| Larceny-Theft Offenses           | 479           | 462           | -3.5%        | 53.3                 | 219           | 2                 |
| Motor Vehicle Theft              | 26            | 34            | 30.8%        | 3.9                  | 4             | 0                 |
| Arson                            | 0             | 1             |              | 0.1                  | 1             | 0                 |
| Destruction of Property          | 96            | 80            | -16.7%       | 9.2                  | 13            | 0                 |
| Counterfeiting/Forgery           | 23            | 42            | 82.6%        | 4.8                  | 5             | 0                 |
| Fraud Offenses                   | 36            | 36            | 0.0%         | 4.2                  | 7             | 0                 |
| Embezzlement                     | 0             | 1             |              | 0.1                  | 1             | 0                 |
| Extortion/Blackmail              | 0             | 0             |              | 0.0                  | 0             | 0                 |
| Bribery                          | 0             | 0             |              | 0.0                  | 0             | 0                 |
| Stolen Property Offenses         | 11            | 14            | 27.3%        | 1.6                  | 17            | 0                 |
| Animal Cruelty                   | 0             | 0             |              | 0.0                  | 0             | 0                 |
| Drug/Narcotic Violations         | 64            | 52            | -18.8%       | 6.0                  | 40            | 0                 |
| Drug Equipment Violations        | 19            | 15            | -21.1%       | 1.7                  | 2             | 0                 |
| Gambling Offenses                | 0             | 0             |              | 0.0                  | 0             | 0                 |
| Pornography                      | 1             | 0             | -100.0%      | 0.0                  | 0             | 0                 |
| Prostitution Offenses            | 0             | 0             |              | 0.0                  | 0             | 0                 |
| Weapon Law Violations            | 9             | 12            | 33.3%        | 1.4                  | 6             | 0                 |
| <b>Grand Total</b>               | <b>993</b>    | <b>968</b>    | <b>-2.5%</b> | <b>111.7</b>         | <b>427</b>    | <b>83</b>         |

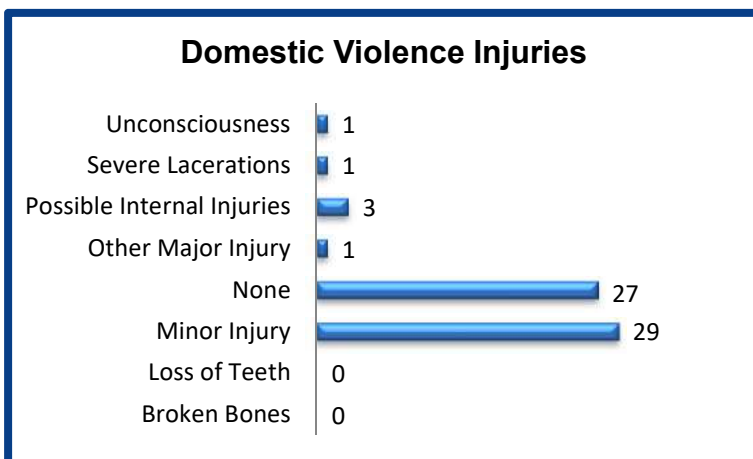
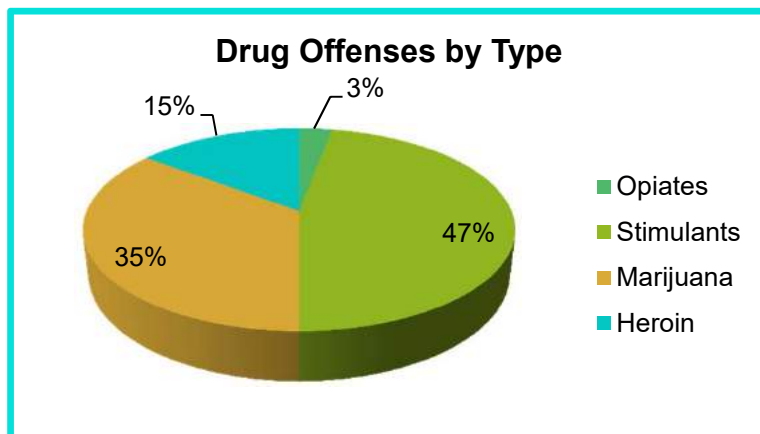
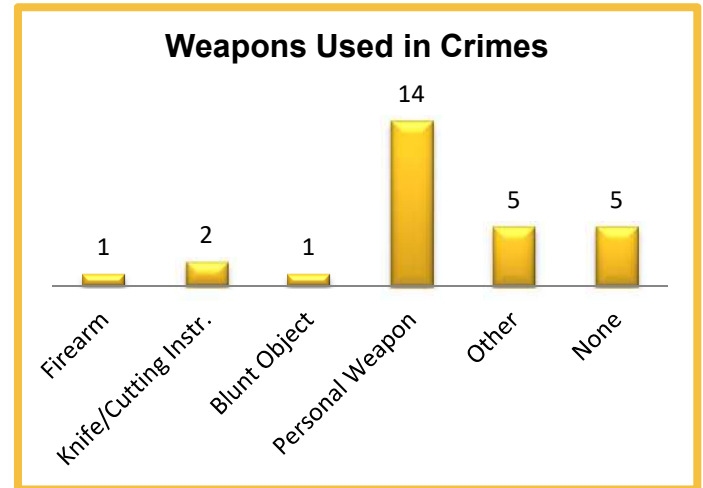
## 2017 Washington NIBRS Submission Agencies

Yelm PD

Continued

### 2017 Group B Arrests

| Offense               | Adult      | Juvenile   |
|-----------------------|------------|------------|
| Bad Checks            | 0          | 0          |
| Curfew/Vagrancy       | 0          | 0          |
| Disorderly Conduct    | 10         | 186        |
| Drunkenness           | 0          | 9          |
| DUI                   | 30         | 0          |
| Family Offenses       | 0          | 0          |
| Liquor Law Violations | 3          | 4          |
| Peeping Tom           | 0          | 0          |
| Trespass              | 10         | 2          |
| All Other Offenses    | 382        | 12         |
| <b>Total</b>          | <b>435</b> | <b>213</b> |



### 2017 Property Values by Type

| Type                 | Value            |
|----------------------|------------------|
| Seized               | \$1,230          |
| Burned               | \$1,000          |
| Counterfeited/Forged | \$6,939          |
| Destroyed/Damaged    | \$82,984         |
| Recovered            | \$53,382         |
| Stolen               | \$443,840        |
| <b>Total</b>         | <b>\$589,375</b> |

## 2017 Washington NIBRS Submission Agencies

**Wahkiakum SO**

Wahkiakum County

Population: 4,030  
Months Reported: 12

**Offense Overview**

Offense Total 195  
# of Cleared Offense 70  
Percent Cleared 35.9%

**Group A Arrest Overview**

Arrest Total 51  
Adult Arrest Total 45  
Juvenile Arrest Total 6

| Group A Offenses                 | Reported 2016 | Reported 2017 | % of Change  | Crime Rate per 1,000 | Total Arrests | DV Offense Totals |
|----------------------------------|---------------|---------------|--------------|----------------------|---------------|-------------------|
| Murder                           | 0             | 0             |              | 0.0                  | 0             | 0                 |
| Manslaughter                     | 0             | 0             |              | 0.0                  | 0             | 0                 |
| Rape                             | 1             | 1             | 0.0%         | 0.2                  | 0             | 0                 |
| Sodomy                           | 1             | 0             | -100.0%      | 0.0                  | 0             | 0                 |
| Sexual Assault w/Object          | 0             | 0             |              | 0.0                  | 0             | 0                 |
| Fondling                         | 0             | 0             |              | 0.0                  | 0             | 0                 |
| Aggravated Assault               | 9             | 3             | -66.7%       | 0.7                  | 3             | 1                 |
| Simple Assault                   | 35            | 42            | 20.0%        | 10.4                 | 16            | 19                |
| Intimidation                     | 11            | 17            | 54.5%        | 4.2                  | 3             | 11                |
| Kidnapping                       | 0             | 0             |              | 0.0                  | 0             | 0                 |
| Incest                           | 2             | 0             | -100.0%      | 0.0                  | 0             | 0                 |
| Statutory Rape                   | 0             | 0             |              | 0.0                  | 0             | 0                 |
| Human Trafficking Offenses       | 0             | 0             |              | 0.0                  | 0             | 0                 |
| Violation of No Contact/Protect. | 8             | 13            | 62.5%        | 3.2                  | 7             | 7                 |
| Robbery                          | 0             | 0             |              | 0.0                  | 0             | 0                 |
| Burglary                         | 14            | 12            | -14.3%       | 3.0                  | 3             | 1                 |
| Larceny-Theft Offenses           | 29            | 38            | 31.0%        | 9.4                  | 4             | 1                 |
| Motor Vehicle Theft              | 3             | 5             | 66.7%        | 1.2                  | 0             | 1                 |
| Arson                            | 0             | 0             |              | 0.0                  | 0             | 0                 |
| Destruction of Property          | 15            | 29            | 93.3%        | 7.2                  | 2             | 0                 |
| Counterfeiting/Forgery           | 0             | 1             |              | 0.2                  | 1             | 0                 |
| Fraud Offenses                   | 6             | 12            | 100.0%       | 3.0                  | 4             | 0                 |
| Embezzlement                     | 0             | 0             |              | 0.0                  | 0             | 0                 |
| Extortion/Blackmail              | 0             | 0             |              | 0.0                  | 0             | 0                 |
| Bribery                          | 0             | 0             |              | 0.0                  | 0             | 0                 |
| Stolen Property Offenses         | 1             | 0             | -100.0%      | 0.0                  | 0             | 0                 |
| Animal Cruelty                   | 1             | 1             | 0.0%         | 0.2                  | 0             | 0                 |
| Drug/Narcotic Violations         | 2             | 14            | 600.0%       | 3.5                  | 8             | 0                 |
| Drug Equipment Violations        | 0             | 4             |              | 1.0                  | 0             | 0                 |
| Gambling Offenses                | 0             | 0             |              | 0.0                  | 0             | 0                 |
| Pornography                      | 0             | 2             |              | 0.5                  | 0             | 0                 |
| Prostitution Offenses            | 0             | 0             |              | 0.0                  | 0             | 0                 |
| Weapon Law Violations            | 0             | 1             |              | 0.2                  | 0             | 0                 |
| <b>Grand Total</b>               | <b>138</b>    | <b>195</b>    | <b>41.3%</b> | <b>48.4</b>          | <b>51</b>     | <b>41</b>         |

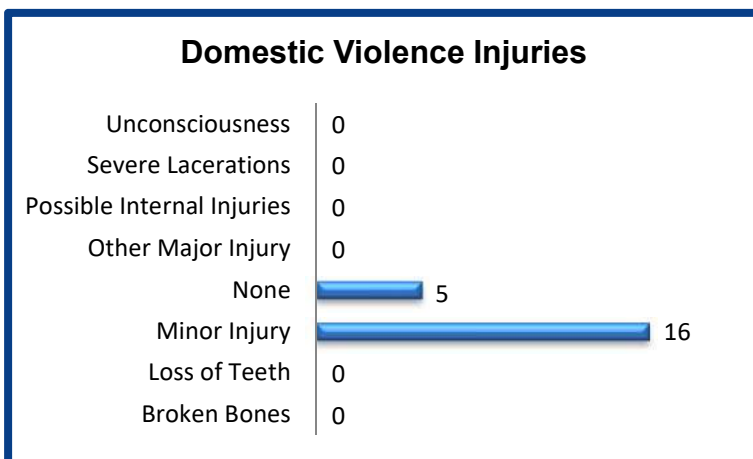
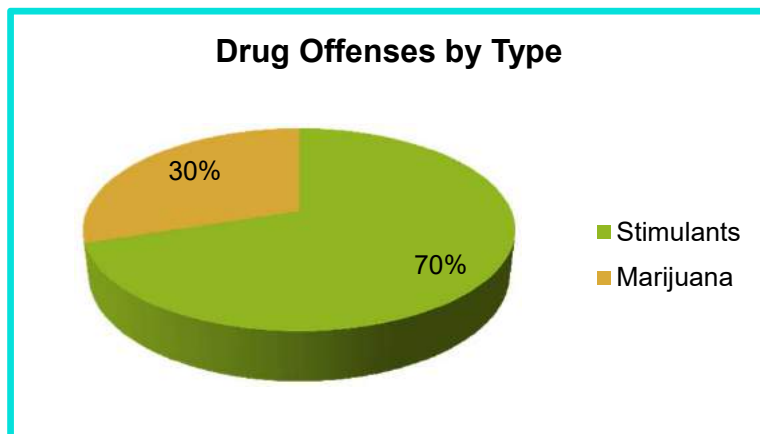
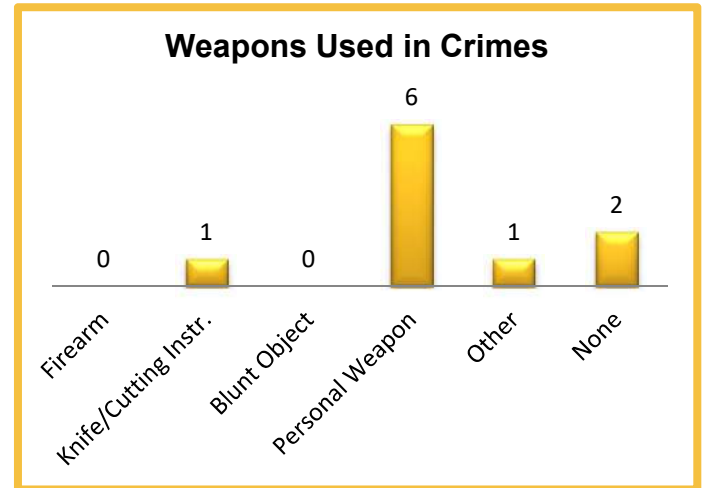
## 2017 Washington NIBRS Submission Agencies

Wahkiakum SO

Continued

### 2017 Group B Arrests

| Offense               | Adult     | Juvenile |
|-----------------------|-----------|----------|
| Bad Checks            | 0         | 0        |
| Curfew/Vagrancy       | 0         | 0        |
| Disorderly Conduct    | 2         | 0        |
| Drunkenness           | 0         | 1        |
| DUI                   | 15        | 0        |
| Family Offenses       | 0         | 0        |
| Liquor Law Violations | 2         | 0        |
| Peeping Tom           | 0         | 0        |
| Trespass              | 0         | 0        |
| All Other Offenses    | 17        | 0        |
| <b>Total</b>          | <b>36</b> | <b>1</b> |



### 2017 Property Values by Type

| Type                 | Value           |
|----------------------|-----------------|
| Seized               | \$2,016         |
| Burned               | \$0             |
| Counterfeited/Forged | \$0             |
| Destroyed/Damaged    | \$36,265        |
| Recovered            | \$1,800         |
| Stolen               | \$36,282        |
| <b>Total</b>         | <b>\$76,363</b> |

## 2017 Washington NIBRS Submission Agencies

**Walla Walla SO**

Walla Walla County

Population: 18,120  
Months Reported: 12

### Offense Overview

Offense Total 796  
# of Cleared Offense 136  
Percent Cleared 17.1%

### Group A Arrest Overview

Arrest Total 98  
Adult Arrest Total 75  
Juvenile Arrest Total 23

| Group A Offenses                 | Reported 2016 | Reported 2017 | % of Change | Crime Rate per 1,000 | Total Arrests | DV Offense Totals |
|----------------------------------|---------------|---------------|-------------|----------------------|---------------|-------------------|
| Murder                           | 0             | 0             |             | 0.0                  | 0             | 0                 |
| Manslaughter                     | 0             | 0             |             | 0.0                  | 0             | 0                 |
| Rape                             | 5             | 9             | 80.0%       | 0.5                  | 0             | 1                 |
| Sodomy                           | 0             | 4             |             | 0.2                  | 0             | 0                 |
| Sexual Assault w/Object          | 2             | 0             | -100.0%     | 0.0                  | 0             | 0                 |
| Fondling                         | 5             | 4             | -20.0%      | 0.2                  | 0             | 2                 |
| Aggravated Assault               | 17            | 34            | 100.0%      | 1.9                  | 11            | 20                |
| Simple Assault                   | 57            | 81            | 42.1%       | 4.5                  | 18            | 53                |
| Intimidation                     | 69            | 53            | -23.2%      | 2.9                  | 7             | 22                |
| Kidnapping                       | 1             | 5             | 400.0%      | 0.3                  | 2             | 5                 |
| Incest                           | 2             | 0             | -100.0%     | 0.0                  | 0             | 0                 |
| Statutory Rape                   | 0             | 0             |             | 0.0                  | 0             | 0                 |
| Human Trafficking Offenses       | 0             | 0             |             | 0.0                  | 0             | 0                 |
| Violation of No Contact/Protect. | 39            | 33            | -15.4%      | 1.8                  | 6             | 20                |
| Robbery                          | 2             | 1             | -50.0%      | 0.1                  | 0             | 0                 |
| Burglary                         | 87            | 62            | -28.7%      | 3.4                  | 6             | 4                 |
| Larceny-Theft Offenses           | 214           | 223           | 4.2%        | 12.3                 | 3             | 6                 |
| Motor Vehicle Theft              | 41            | 42            | 2.4%        | 2.3                  | 3             | 1                 |
| Arson                            | 1             | 3             | 200.0%      | 0.2                  | 1             | 0                 |
| Destruction of Property          | 138           | 119           | -13.8%      | 6.6                  | 11            | 0                 |
| Counterfeiting/Forgery           | 4             | 10            | 150.0%      | 0.6                  | 0             | 0                 |
| Fraud Offenses                   | 20            | 30            | 50.0%       | 1.7                  | 1             | 0                 |
| Embezzlement                     | 0             | 0             |             | 0.0                  | 0             | 0                 |
| Extortion/Blackmail              | 1             | 1             | 0.0%        | 0.1                  | 0             | 0                 |
| Bribery                          | 0             | 0             |             | 0.0                  | 0             | 0                 |
| Stolen Property Offenses         | 11            | 25            | 127.3%      | 1.4                  | 9             | 0                 |
| Animal Cruelty                   | 6             | 1             | -83.3%      | 0.1                  | 0             | 0                 |
| Drug/Narcotic Violations         | 22            | 29            | 31.8%       | 1.6                  | 15            | 0                 |
| Drug Equipment Violations        | 8             | 19            | 137.5%      | 1.0                  | 4             | 0                 |
| Gambling Offenses                | 0             | 0             |             | 0.0                  | 0             | 0                 |
| Pornography                      | 1             | 2             | 100.0%      | 0.1                  | 1             | 0                 |
| Prostitution Offenses            | 0             | 0             |             | 0.0                  | 0             | 0                 |
| Weapon Law Violations            | 3             | 6             | 100.0%      | 0.3                  | 0             | 0                 |
| <b>Grand Total</b>               | <b>756</b>    | <b>796</b>    | <b>5.3%</b> | <b>43.9</b>          | <b>98</b>     | <b>134</b>        |

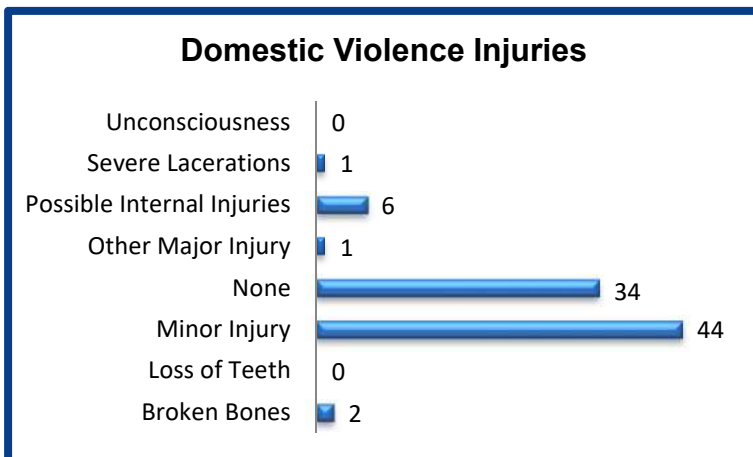
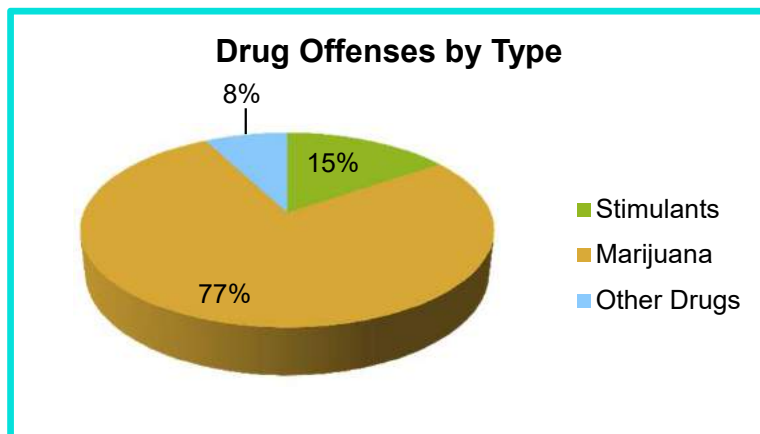
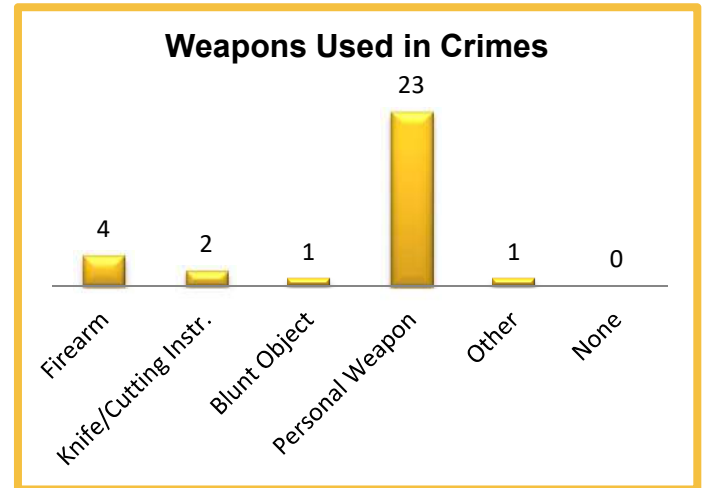
## 2017 Washington NIBRS Submission Agencies

Walla Walla SO

Continued

### 2017 Group B Arrests

| Offense               | Adult     | Juvenile |
|-----------------------|-----------|----------|
| Bad Checks            | 0         | 0        |
| Curfew/Vagrancy       | 0         | 0        |
| Disorderly Conduct    | 0         | 1        |
| Drunkenness           | 0         | 0        |
| DUI                   | 17        | 0        |
| Family Offenses       | 0         | 0        |
| Liquor Law Violations | 1         | 0        |
| Peeping Tom           | 0         | 0        |
| Trespass              | 0         | 0        |
| All Other Offenses    | 24        | 0        |
| <b>Total</b>          | <b>42</b> | <b>1</b> |



### 2017 Property Values by Type

| Type                 | Value            |
|----------------------|------------------|
| Seized               | \$18,068         |
| Burned               | \$43             |
| Counterfeited/Forged | \$4,789          |
| Destroyed/Damaged    | \$61,718         |
| Recovered            | \$81,436         |
| Stolen               | \$298,617        |
| <b>Total</b>         | <b>\$464,671</b> |

## 2017 Washington NIBRS Submission Agencies

**College Place PD**

Walla Walla County

Population: 9,453  
Months Reported: 12

### Offense Overview

Offense Total 405  
# of Cleared Offense 123  
Percent Cleared 30.4%

### Group A Arrest Overview

Arrest Total 108  
Adult Arrest Total 104  
Juvenile Arrest Total 4

| Group A Offenses                 | Reported 2016 | Reported 2017 | % of Change  | Crime Rate per 1,000 | Total Arrests | DV Offense Totals |
|----------------------------------|---------------|---------------|--------------|----------------------|---------------|-------------------|
| Murder                           | 0             | 0             |              | 0.0                  | 0             | 0                 |
| Manslaughter                     | 0             | 0             |              | 0.0                  | 0             | 0                 |
| Rape                             | 6             | 1             | -83.3%       | 0.1                  | 0             | 0                 |
| Sodomy                           | 0             | 0             |              | 0.0                  | 0             | 0                 |
| Sexual Assault w/Object          | 0             | 0             |              | 0.0                  | 0             | 0                 |
| Fondling                         | 1             | 1             | 0.0%         | 0.1                  | 0             | 1                 |
| Aggravated Assault               | 4             | 11            | 175.0%       | 1.2                  | 7             | 4                 |
| Simple Assault                   | 33            | 22            | -33.3%       | 2.3                  | 17            | 15                |
| Intimidation                     | 14            | 23            | 64.3%        | 2.4                  | 12            | 15                |
| Kidnapping                       | 1             | 1             | 0.0%         | 0.1                  | 0             | 1                 |
| Incest                           | 0             | 0             |              | 0.0                  | 0             | 0                 |
| Statutory Rape                   | 0             | 0             |              | 0.0                  | 0             | 0                 |
| Human Trafficking Offenses       | 0             | 0             |              | 0.0                  | 0             | 0                 |
| Violation of No Contact/Protect. | 18            | 19            | 5.6%         | 2.0                  | 12            | 4                 |
| Robbery                          | 1             | 0             | -100.0%      | 0.0                  | 0             | 0                 |
| Burglary                         | 27            | 31            | 14.8%        | 3.3                  | 3             | 0                 |
| Larceny-Theft Offenses           | 243           | 221           | -9.1%        | 23.4                 | 35            | 0                 |
| Motor Vehicle Theft              | 24            | 21            | -12.5%       | 2.2                  | 3             | 2                 |
| Arson                            | 2             | 3             | 50.0%        | 0.3                  | 2             | 0                 |
| Destruction of Property          | 23            | 22            | -4.3%        | 2.3                  | 4             | 0                 |
| Counterfeiting/Forgery           | 0             | 1             |              | 0.1                  | 1             | 0                 |
| Fraud Offenses                   | 16            | 8             | -50.0%       | 0.8                  | 0             | 0                 |
| Embezzlement                     | 0             | 0             |              | 0.0                  | 0             | 0                 |
| Extortion/Blackmail              | 1             | 2             | 100.0%       | 0.2                  | 0             | 0                 |
| Bribery                          | 0             | 0             |              | 0.0                  | 0             | 0                 |
| Stolen Property Offenses         | 9             | 7             | -22.2%       | 0.7                  | 6             | 0                 |
| Animal Cruelty                   | 0             | 0             |              | 0.0                  | 0             | 0                 |
| Drug/Narcotic Violations         | 4             | 3             | -25.0%       | 0.3                  | 2             | 0                 |
| Drug Equipment Violations        | 5             | 5             | 0.0%         | 0.5                  | 3             | 0                 |
| Gambling Offenses                | 0             | 0             |              | 0.0                  | 0             | 0                 |
| Pornography                      | 2             | 1             | -50.0%       | 0.1                  | 0             | 0                 |
| Prostitution Offenses            | 0             | 0             |              | 0.0                  | 0             | 0                 |
| Weapon Law Violations            | 3             | 2             | -33.3%       | 0.2                  | 1             | 0                 |
| <b>Grand Total</b>               | <b>437</b>    | <b>405</b>    | <b>-7.3%</b> | <b>42.8</b>          | <b>108</b>    | <b>42</b>         |

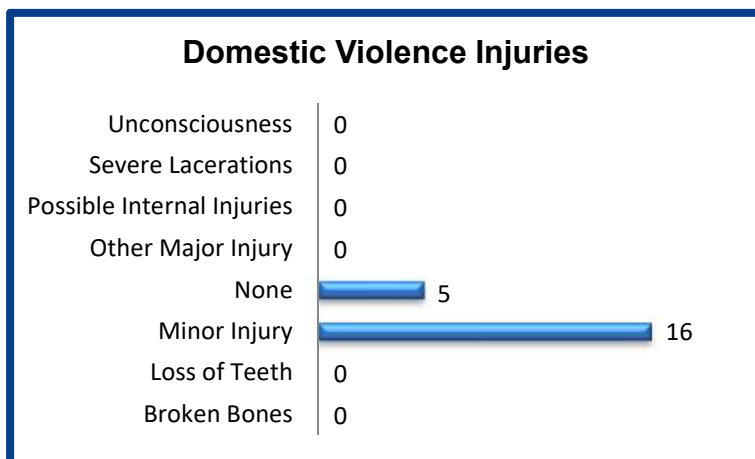
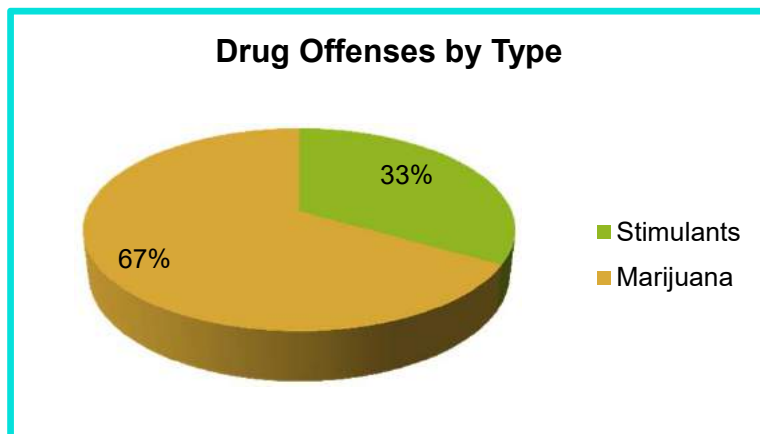
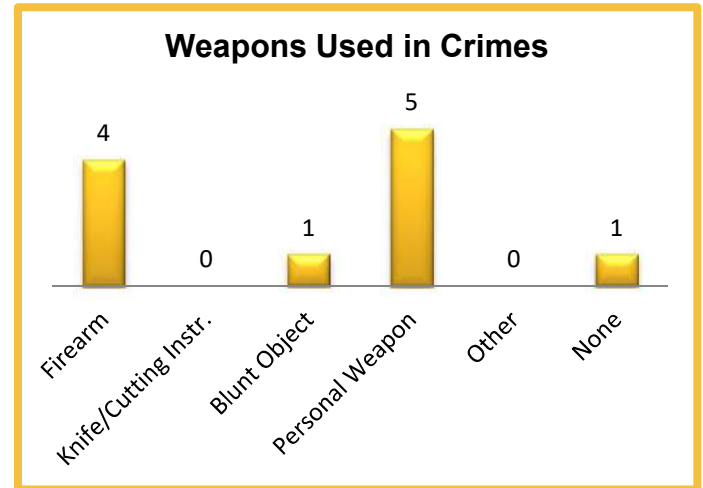
## 2017 Washington NIBRS Submission Agencies

College Place PD

Continued

### 2017 Group B Arrests

| Offense               | Adult      | Juvenile |
|-----------------------|------------|----------|
| Bad Checks            | 0          | 0        |
| Curfew/Vagrancy       | 0          | 0        |
| Disorderly Conduct    | 1          | 0        |
| Drunkenness           | 0          | 0        |
| DUI                   | 9          | 0        |
| Family Offenses       | 1          | 0        |
| Liquor Law Violations | 7          | 0        |
| Peeping Tom           | 0          | 0        |
| Trespass              | 8          | 0        |
| All Other Offenses    | 101        | 0        |
| <b>Total</b>          | <b>127</b> | <b>0</b> |



### 2017 Property Values by Type

| Type                 | Value            |
|----------------------|------------------|
| Seized               | \$5              |
| Burned               | \$3,900          |
| Counterfeited/Forged | \$20             |
| Destroyed/Damaged    | \$20,977         |
| Recovered            | \$105,507        |
| Stolen               | \$255,819        |
| <b>Total</b>         | <b>\$386,228</b> |

## 2017 Washington NIBRS Submission Agencies

**Walla Walla PD**

Walla Walla County

Population: 33,846  
Months Reported: 12

### Offense Overview

Offense Total 2,590  
# of Cleared Offense 573  
Percent Cleared 22.1%

### Group A Arrest Overview

Arrest Total 481  
Adult Arrest Total 428  
Juvenile Arrest Total 53

| Group A Offenses                 | Reported 2016 | Reported 2017 | % of Change   | Crime Rate per 1,000 | Total Arrests | DV Offense Totals |
|----------------------------------|---------------|---------------|---------------|----------------------|---------------|-------------------|
| Murder                           | 2             | 1             | -50.0%        | 0.0                  | 0             | 1                 |
| Manslaughter                     | 0             | 0             |               | 0.0                  | 0             | 0                 |
| Rape                             | 17            | 26            | 52.9%         | 0.8                  | 1             | 8                 |
| Sodomy                           | 4             | 3             | -25.0%        | 0.1                  | 0             | 1                 |
| Sexual Assault w/Object          | 2             | 2             | 0.0%          | 0.1                  | 0             | 1                 |
| Fondling                         | 15            | 17            | 13.3%         | 0.5                  | 2             | 5                 |
| Aggravated Assault               | 73            | 86            | 17.8%         | 2.5                  | 23            | 28                |
| Simple Assault                   | 153           | 204           | 33.3%         | 6.0                  | 73            | 115               |
| Intimidation                     | 142           | 111           | -21.8%        | 3.3                  | 23            | 28                |
| Kidnapping                       | 18            | 6             | -66.7%        | 0.2                  | 0             | 3                 |
| Incest                           | 0             | 1             |               | 0.0                  | 0             | 0                 |
| Statutory Rape                   | 3             | 0             | -100.0%       | 0.0                  | 0             | 0                 |
| Human Trafficking Offenses       | 0             | 0             |               | 0.0                  | 0             | 0                 |
| Violation of No Contact/Protect. | 157           | 128           | -18.5%        | 3.8                  | 46            | 85                |
| Robbery                          | 18            | 24            | 33.3%         | 0.7                  | 7             | 3                 |
| Burglary                         | 241           | 154           | -36.1%        | 4.6                  | 22            | 8                 |
| Larceny-Theft Offenses           | 1,206         | 975           | -19.2%        | 28.8                 | 115           | 18                |
| Motor Vehicle Theft              | 104           | 74            | -28.8%        | 2.2                  | 10            | 1                 |
| Arson                            | 17            | 11            | -35.3%        | 0.3                  | 2             | 0                 |
| Destruction of Property          | 635           | 409           | -35.6%        | 12.1                 | 34            | 0                 |
| Counterfeiting/Forgery           | 58            | 33            | -43.1%        | 1.0                  | 0             | 0                 |
| Fraud Offenses                   | 48            | 66            | 37.5%         | 2.0                  | 2             | 0                 |
| Embezzlement                     | 0             | 4             |               | 0.1                  | 0             | 0                 |
| Extortion/Blackmail              | 4             | 3             | -25.0%        | 0.1                  | 0             | 0                 |
| Bribery                          | 0             | 0             |               | 0.0                  | 0             | 0                 |
| Stolen Property Offenses         | 33            | 31            | -6.1%         | 0.9                  | 11            | 0                 |
| Animal Cruelty                   | 0             | 2             |               | 0.1                  | 0             | 0                 |
| Drug/Narcotic Violations         | 137           | 100           | -27.0%        | 3.0                  | 65            | 0                 |
| Drug Equipment Violations        | 78            | 74            | -5.1%         | 2.2                  | 29            | 0                 |
| Gambling Offenses                | 0             | 0             |               | 0.0                  | 0             | 0                 |
| Pornography                      | 9             | 5             | -44.4%        | 0.1                  | 0             | 0                 |
| Prostitution Offenses            | 0             | 1             |               | 0.0                  | 0             | 0                 |
| Weapon Law Violations            | 42            | 39            | -7.1%         | 1.2                  | 16            | 0                 |
| <b>Grand Total</b>               | <b>3,216</b>  | <b>2,590</b>  | <b>-19.5%</b> | <b>76.5</b>          | <b>481</b>    | <b>305</b>        |

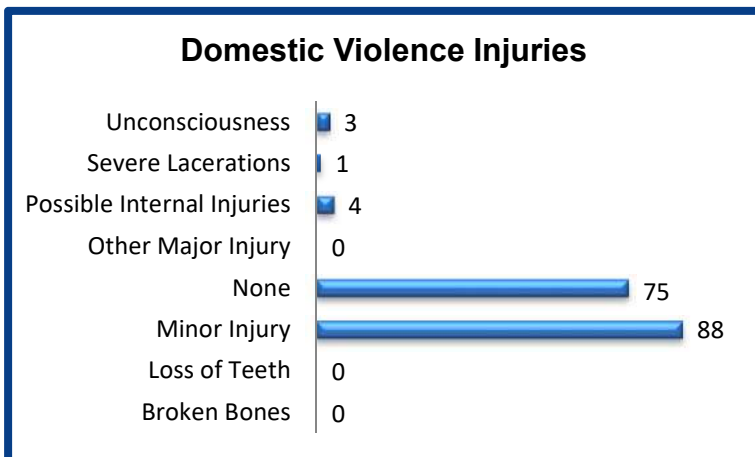
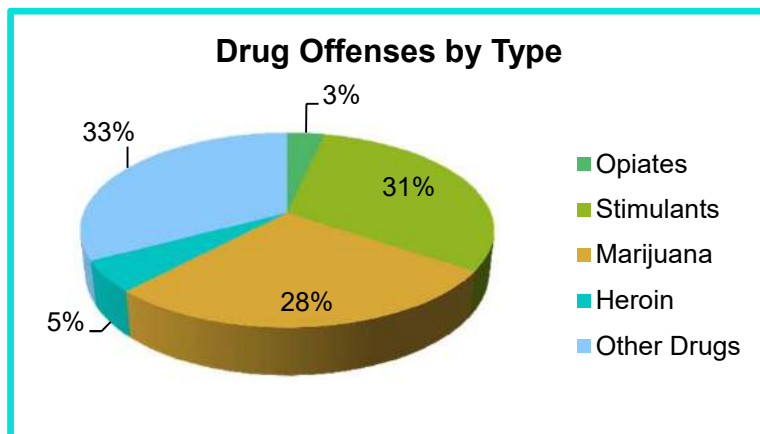
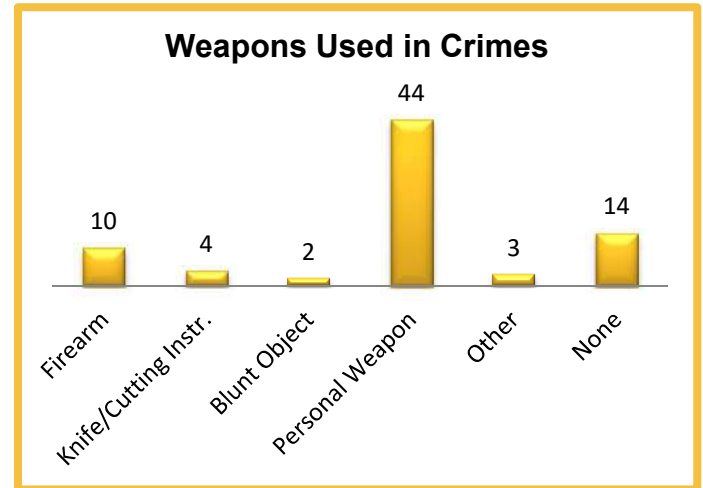
## 2017 Washington NIBRS Submission Agencies

Walla Walla PD

Continued

### 2017 Group B Arrests

| Offense               | Adult      | Juvenile  |
|-----------------------|------------|-----------|
| Bad Checks            | 0          | 0         |
| Curfew/Vagrancy       | 0          | 0         |
| Disorderly Conduct    | 4          | 0         |
| Drunkenness           | 0          | 0         |
| DUI                   | 116        | 2         |
| Family Offenses       | 0          | 0         |
| Liquor Law Violations | 11         | 11        |
| Peeping Tom           | 0          | 0         |
| Trespass              | 40         | 0         |
| All Other Offenses    | 218        | 1         |
| <b>Total</b>          | <b>389</b> | <b>14</b> |



### 2017 Property Values by Type

| Type                 | Value              |
|----------------------|--------------------|
| Seized               | \$14,139           |
| Burned               | \$72,933           |
| Counterfeited/Forged | \$3,299            |
| Destroyed/Damaged    | \$248,664          |
| Recovered            | \$162,427          |
| Stolen               | \$1,160,201        |
| <b>Total</b>         | <b>\$1,661,663</b> |

## 2017 Washington NIBRS Submission Agencies

**Whatcom SO**

Whatcom County

Population: 91,724  
Months Reported: 12

**Offense Overview**

Offense Total 3,074  
# of Cleared Offense 900  
Percent Cleared 29.3%

**Group A Arrest Overview**

Arrest Total 813  
Adult Arrest Total 798  
Juvenile Arrest Total 15

| Group A Offenses                 | Reported 2016 | Reported 2017 | % of Change  | Crime Rate per 1,000 | Total Arrests | DV Offense Totals |
|----------------------------------|---------------|---------------|--------------|----------------------|---------------|-------------------|
| Murder                           | 4             | 0             | -100.0%      | 0.0                  | 1             | 0                 |
| Manslaughter                     | 0             | 0             |              | 0.0                  | 0             | 0                 |
| Rape                             | 41            | 33            | -19.5%       | 0.4                  | 10            | 10                |
| Sodomy                           | 0             | 1             |              | 0.0                  | 0             | 0                 |
| Sexual Assault w/Object          | 0             | 0             |              | 0.0                  | 0             | 0                 |
| Fondling                         | 33            | 28            | -15.2%       | 0.3                  | 6             | 8                 |
| Aggravated Assault               | 107           | 103           | -3.7%        | 1.1                  | 69            | 49                |
| Simple Assault                   | 350           | 290           | -17.1%       | 3.2                  | 176           | 192               |
| Intimidation                     | 157           | 147           | -6.4%        | 1.6                  | 38            | 41                |
| Kidnapping                       | 12            | 13            | 8.3%         | 0.1                  | 11            | 11                |
| Incest                           | 6             | 3             | -50.0%       | 0.0                  | 0             | 2                 |
| Statutory Rape                   | 4             | 6             | 50.0%        | 0.1                  | 1             | 4                 |
| Human Trafficking Offenses       | 0             | 0             |              | 0.0                  | 0             | 0                 |
| Violation of No Contact/Protect. | 182           | 198           | 8.8%         | 2.2                  | 70            | 175               |
| Robbery                          | 14            | 13            | -7.1%        | 0.1                  | 11            | 1                 |
| Burglary                         | 431           | 312           | -27.6%       | 3.4                  | 49            | 18                |
| Larceny-Theft Offenses           | 741           | 787           | 6.2%         | 8.6                  | 42            | 14                |
| Motor Vehicle Theft              | 88            | 119           | 35.2%        | 1.3                  | 9             | 3                 |
| Arson                            | 9             | 13            | 44.4%        | 0.1                  | 2             | 3                 |
| Destruction of Property          | 492           | 433           | -12.0%       | 4.7                  | 24            | 0                 |
| Counterfeiting/Forgery           | 30            | 49            | 63.3%        | 0.5                  | 6             | 0                 |
| Fraud Offenses                   | 81            | 105           | 29.6%        | 1.1                  | 14            | 0                 |
| Embezzlement                     | 1             | 0             | -100.0%      | 0.0                  | 0             | 0                 |
| Extortion/Blackmail              | 0             | 3             |              | 0.0                  | 0             | 0                 |
| Bribery                          | 1             | 1             | 0.0%         | 0.0                  | 1             | 0                 |
| Stolen Property Offenses         | 40            | 27            | -32.5%       | 0.3                  | 36            | 0                 |
| Animal Cruelty                   | 0             | 0             |              | 0.0                  | 0             | 0                 |
| Drug/Narcotic Violations         | 231           | 319           | 38.1%        | 3.5                  | 224           | 0                 |
| Drug Equipment Violations        | 9             | 23            | 155.6%       | 0.3                  | 0             | 0                 |
| Gambling Offenses                | 0             | 0             |              | 0.0                  | 0             | 0                 |
| Pornography                      | 6             | 2             | -66.7%       | 0.0                  | 0             | 0                 |
| Prostitution Offenses            | 1             | 0             | -100.0%      | 0.0                  | 0             | 0                 |
| Weapon Law Violations            | 41            | 46            | 12.2%        | 0.5                  | 14            | 0                 |
| <b>Grand Total</b>               | <b>3,112</b>  | <b>3,074</b>  | <b>-1.2%</b> | <b>33.5</b>          | <b>814</b>    | <b>531</b>        |

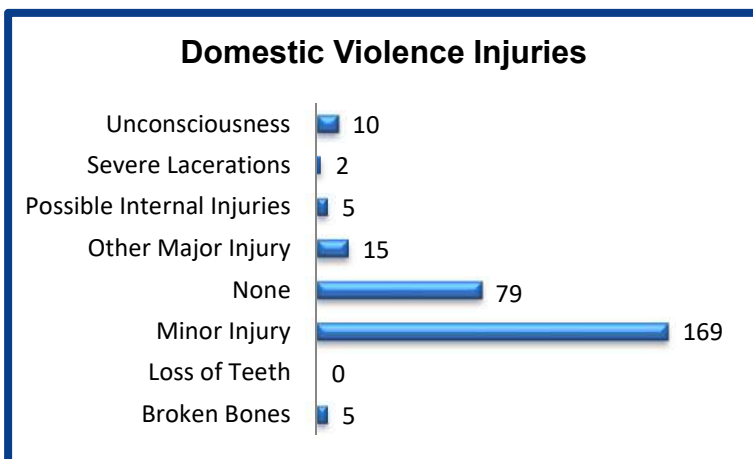
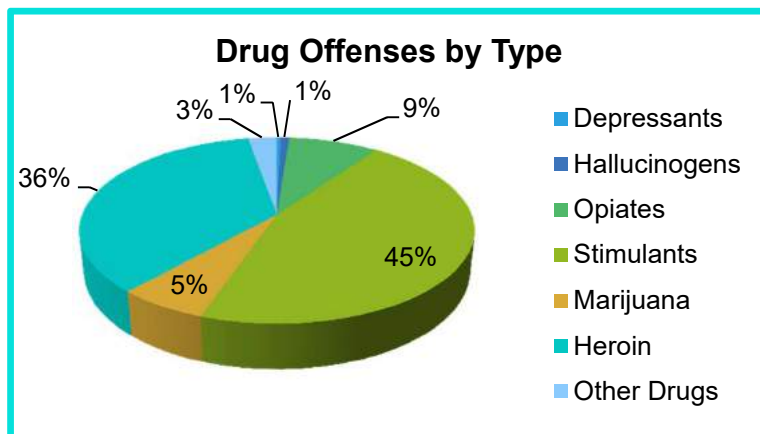
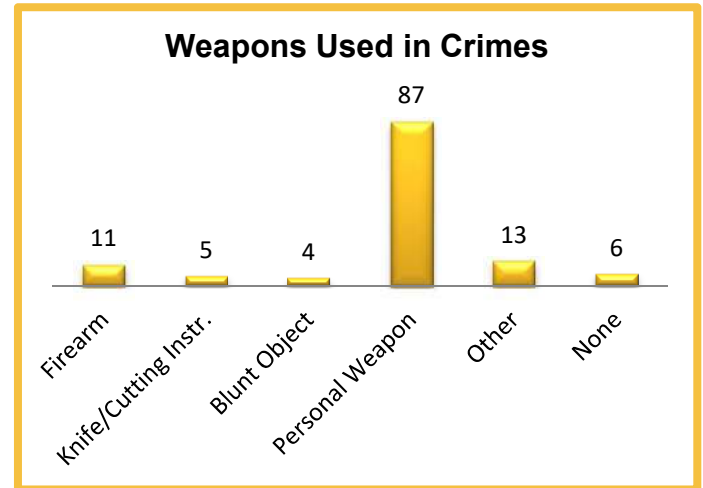
## 2017 Washington NIBRS Submission Agencies

Whatcom SO

Continued

### 2017 Group B Arrests

| Offense               | Adult      | Juvenile |
|-----------------------|------------|----------|
| Bad Checks            | 0          | 0        |
| Curfew/Vagrancy       | 0          | 0        |
| Disorderly Conduct    | 4          | 0        |
| Drunkenness           | 0          | 0        |
| DUI                   | 80         | 1        |
| Family Offenses       | 1          | 0        |
| Liquor Law Violations | 6          | 0        |
| Peeping Tom           | 0          | 0        |
| Trespass              | 30         | 0        |
| All Other Offenses    | 51         | 0        |
| <b>Total</b>          | <b>172</b> | <b>1</b> |



### 2017 Property Values by Type

| Type                 | Value              |
|----------------------|--------------------|
| Seized               | \$1,836            |
| Burned               | \$240,161          |
| Counterfeited/Forged | \$28,725           |
| Destroyed/Damaged    | \$709,123          |
| Recovered            | \$395,924          |
| Stolen               | \$2,255,986        |
| <b>Total</b>         | <b>\$3,631,755</b> |

## 2017 Washington NIBRS Submission Agencies

**Bellingham PD**

Whatcom County

Population: 86,720  
Months Reported: 12

**Offense Overview**

Offense Total 7,915  
# of Cleared Offense 2,507  
Percent Cleared 31.7%

**Group A Arrest Overview**

Arrest Total 2,264  
Adult Arrest Total 2,034  
Juvenile Arrest Total 230

| Group A Offenses                 | Reported<br>2016 | Reported<br>2017 | % of<br>Change | Crime Rate<br>per 1,000 | Total<br>Arrests | DV Offense<br>Totals |
|----------------------------------|------------------|------------------|----------------|-------------------------|------------------|----------------------|
| Murder                           | 0                | 2                |                | 0.0                     | 2                | 2                    |
| Manslaughter                     | 0                | 0                |                | 0.0                     | 0                | 0                    |
| Rape                             | 60               | 54               | -10.0%         | 0.6                     | 1                | 8                    |
| Sodomy                           | 2                | 0                | -100.0%        | 0.0                     | 0                | 0                    |
| Sexual Assault w/Object          | 0                | 0                |                | 0.0                     | 0                | 0                    |
| Fondling                         | 31               | 13               | -58.1%         | 0.1                     | 7                | 1                    |
| Aggravated Assault               | 116              | 125              | 7.8%           | 1.4                     | 73               | 36                   |
| Simple Assault                   | 430              | 498              | 15.8%          | 5.7                     | 311              | 204                  |
| Intimidation                     | 277              | 262              | -5.4%          | 3.0                     | 40               | 66                   |
| Kidnapping                       | 22               | 10               | -54.5%         | 0.1                     | 2                | 5                    |
| Incest                           | 0                | 1                |                | 0.0                     | 0                | 0                    |
| Statutory Rape                   | 9                | 5                | -44.4%         | 0.1                     | 0                | 0                    |
| Human Trafficking Offenses       | 0                | 0                |                | 0.0                     | 0                | 0                    |
| Violation of No Contact/Protect. | 146              | 220              | 50.7%          | 2.5                     | 127              | 203                  |
| Robbery                          | 47               | 73               | 55.3%          | 0.8                     | 41               | 2                    |
| Burglary                         | 760              | 591              | -22.2%         | 6.8                     | 146              | 17                   |
| Larceny-Theft Offenses           | 4,350            | 3,709            | -14.7%         | 42.8                    | 1,045            | 28                   |
| Motor Vehicle Theft              | 300              | 167              | -44.3%         | 1.9                     | 21               | 2                    |
| Arson                            | 18               | 10               | -44.4%         | 0.1                     | 4                | 0                    |
| Destruction of Property          | 1,415            | 1,301            | -8.1%          | 15.0                    | 149              | 0                    |
| Counterfeiting/Forgery           | 134              | 131              | -2.2%          | 1.5                     | 16               | 0                    |
| Fraud Offenses                   | 224              | 224              | 0.0%           | 2.6                     | 17               | 0                    |
| Embezzlement                     | 0                | 0                |                | 0.0                     | 0                | 0                    |
| Extortion/Blackmail              | 0                | 5                |                | 0.1                     | 0                | 0                    |
| Bribery                          | 0                | 0                |                | 0.0                     | 0                | 0                    |
| Stolen Property Offenses         | 143              | 118              | -17.5%         | 1.4                     | 72               | 0                    |
| Animal Cruelty                   | 0                | 0                |                | 0.0                     | 0                | 0                    |
| Drug/Narcotic Violations         | 277              | 320              | 15.5%          | 3.7                     | 168              | 0                    |
| Drug Equipment Violations        | 3                | 3                | 0.0%           | 0.0                     | 0                | 0                    |
| Gambling Offenses                | 0                | 0                |                | 0.0                     | 0                | 0                    |
| Pornography                      | 15               | 25               | 66.7%          | 0.3                     | 13               | 0                    |
| Prostitution Offenses            | 8                | 2                | -75.0%         | 0.0                     | 0                | 0                    |
| Weapon Law Violations            | 52               | 46               | -11.5%         | 0.5                     | 9                | 0                    |
| <b>Grand Total</b>               | <b>8,839</b>     | <b>7,915</b>     | <b>-10.5%</b>  | <b>91.3</b>             | <b>2,264</b>     | <b>574</b>           |

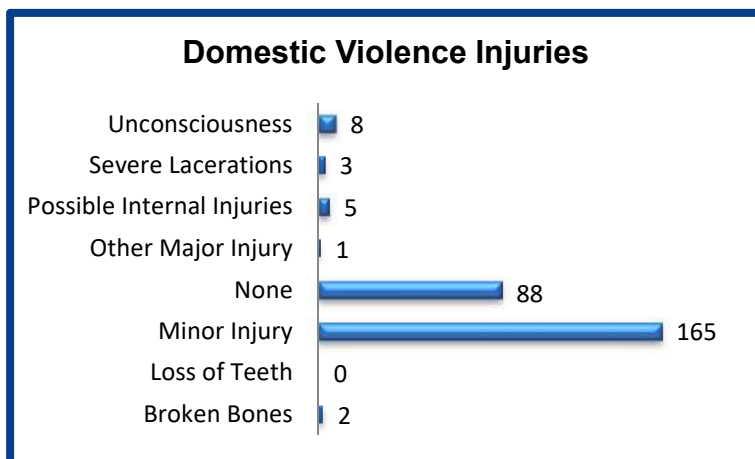
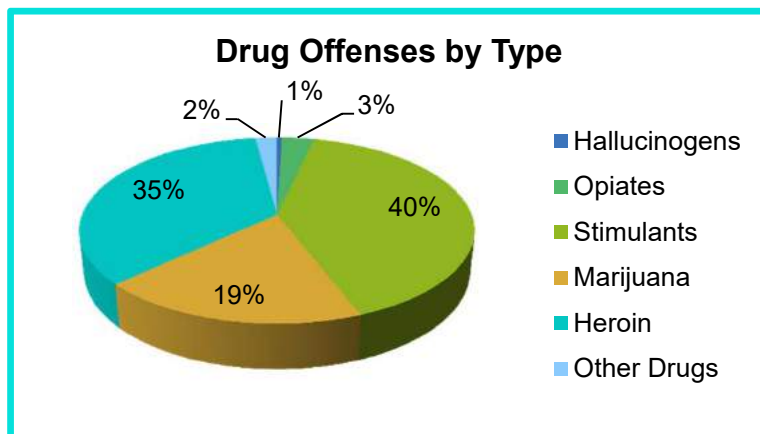
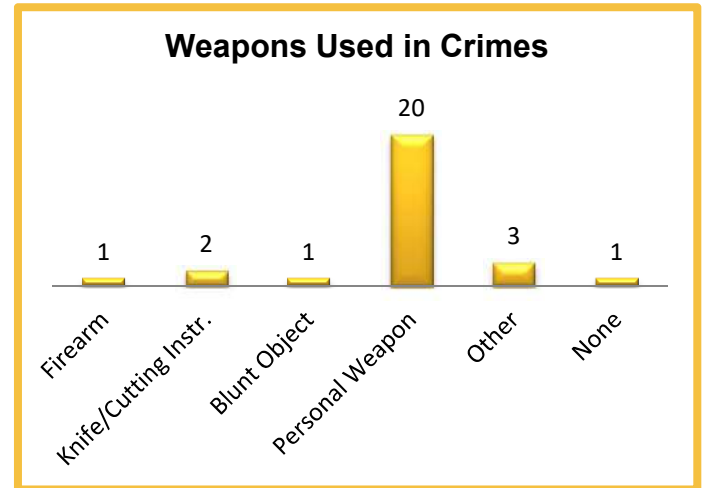
## 2017 Washington NIBRS Submission Agencies

Bellingham PD

Continued

### 2017 Group B Arrests

| Offense               | Adult      | Juvenile  |
|-----------------------|------------|-----------|
| Bad Checks            | 1          | 0         |
| Curfew/Vagrancy       | 0          | 0         |
| Disorderly Conduct    | 99         | 0         |
| Drunkenness           | 0          | 0         |
| DUI                   | 156        | 3         |
| Family Offenses       | 1          | 0         |
| Liquor Law Violations | 16         | 17        |
| Peeping Tom           | 2          | 0         |
| Trespass              | 244        | 12        |
| All Other Offenses    | 117        | 3         |
| <b>Total</b>          | <b>636</b> | <b>35</b> |



### 2017 Property Values by Type

| Type                 | Value              |
|----------------------|--------------------|
| Seized               | \$2                |
| Burned               | \$83,652           |
| Counterfeited/Forged | \$942,894          |
| Destroyed/Damaged    | \$542,506          |
| Recovered            | \$1,444,338        |
| Stolen               | \$4,517,188        |
| <b>Total</b>         | <b>\$7,530,580</b> |

## 2017 Washington NIBRS Submission Agencies

**Blaine PD**

Whatcom County

Population: 5,075  
Months Reported: 12

**Offense Overview**

Offense Total 404  
# of Cleared Offense 145  
Percent Cleared 35.9%

**Group A Arrest Overview**

Arrest Total 133  
Adult Arrest Total 120  
Juvenile Arrest Total 13

| Group A Offenses                 | Reported 2016 | Reported 2017 | % of Change  | Crime Rate per 1,000 | Total Arrests | DV Offense Totals |
|----------------------------------|---------------|---------------|--------------|----------------------|---------------|-------------------|
| Murder                           | 0             | 0             |              | 0.0                  | 0             | 0                 |
| Manslaughter                     | 0             | 0             |              | 0.0                  | 0             | 0                 |
| Rape                             | 1             | 4             | 300.0%       | 0.8                  | 0             | 0                 |
| Sodomy                           | 0             | 0             |              | 0.0                  | 0             | 0                 |
| Sexual Assault w/Object          | 0             | 0             |              | 0.0                  | 0             | 0                 |
| Fondling                         | 1             | 0             | -100.0%      | 0.0                  | 1             | 0                 |
| Aggravated Assault               | 6             | 5             | -16.7%       | 1.0                  | 3             | 4                 |
| Simple Assault                   | 41            | 51            | 24.4%        | 10.0                 | 32            | 33                |
| Intimidation                     | 3             | 0             | -100.0%      | 0.0                  | 0             | 0                 |
| Kidnapping                       | 3             | 2             | -33.3%       | 0.4                  | 1             | 2                 |
| Incest                           | 0             | 0             |              | 0.0                  | 0             | 0                 |
| Statutory Rape                   | 1             | 1             | 0.0%         | 0.2                  | 0             | 0                 |
| Human Trafficking Offenses       | 0             | 0             |              | 0.0                  | 0             | 0                 |
| Violation of No Contact/Protect. | 20            | 21            | 5.0%         | 4.1                  | 20            | 21                |
| Robbery                          | 1             | 2             | 100.0%       | 0.4                  | 1             | 0                 |
| Burglary                         | 26            | 46            | 76.9%        | 9.1                  | 3             | 0                 |
| Larceny-Theft Offenses           | 113           | 120           | 6.2%         | 23.6                 | 22            | 0                 |
| Motor Vehicle Theft              | 3             | 10            | 233.3%       | 2.0                  | 1             | 0                 |
| Arson                            | 0             | 1             |              | 0.2                  | 0             | 1                 |
| Destruction of Property          | 46            | 58            | 26.1%        | 11.4                 | 9             | 0                 |
| Counterfeiting/Forgery           | 13            | 19            | 46.2%        | 3.7                  | 1             | 0                 |
| Fraud Offenses                   | 8             | 13            | 62.5%        | 2.6                  | 1             | 0                 |
| Embezzlement                     | 0             | 0             |              | 0.0                  | 0             | 0                 |
| Extortion/Blackmail              | 0             | 0             |              | 0.0                  | 0             | 0                 |
| Bribery                          | 0             | 0             |              | 0.0                  | 0             | 0                 |
| Stolen Property Offenses         | 4             | 6             | 50.0%        | 1.2                  | 2             | 0                 |
| Animal Cruelty                   | 0             | 0             |              | 0.0                  | 0             | 0                 |
| Drug/Narcotic Violations         | 39            | 34            | -12.8%       | 6.7                  | 30            | 0                 |
| Drug Equipment Violations        | 4             | 7             | 75.0%        | 1.4                  | 4             | 0                 |
| Gambling Offenses                | 0             | 0             |              | 0.0                  | 0             | 0                 |
| Pornography                      | 0             | 1             |              | 0.2                  | 1             | 0                 |
| Prostitution Offenses            | 0             | 0             |              | 0.0                  | 0             | 0                 |
| Weapon Law Violations            | 2             | 3             | 50.0%        | 0.6                  | 1             | 0                 |
| <b>Grand Total</b>               | <b>335</b>    | <b>404</b>    | <b>20.6%</b> | <b>79.6</b>          | <b>133</b>    | <b>61</b>         |

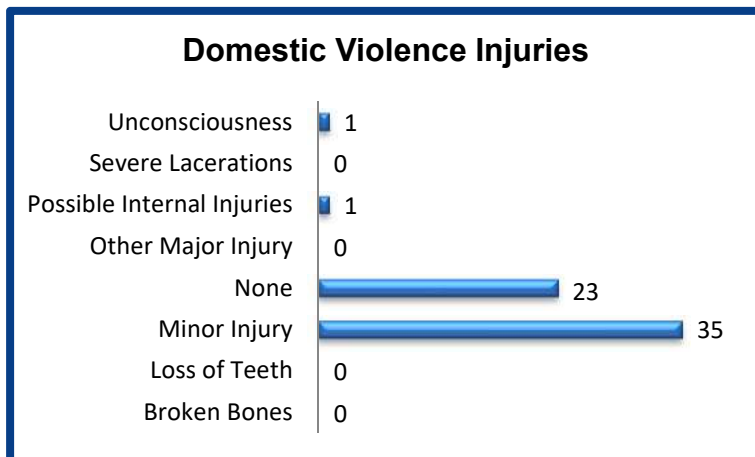
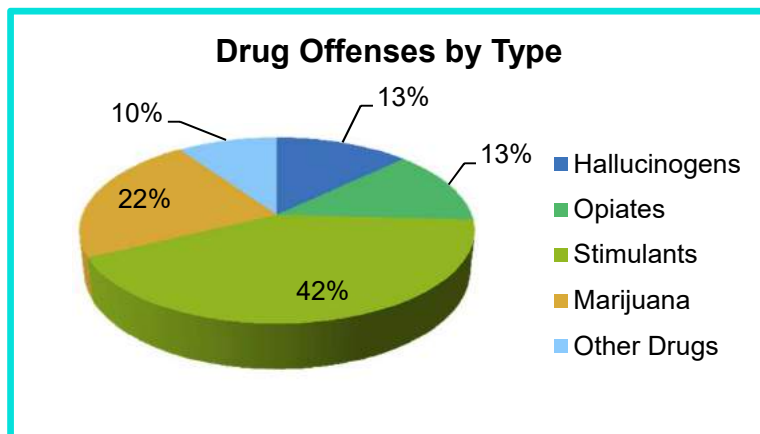
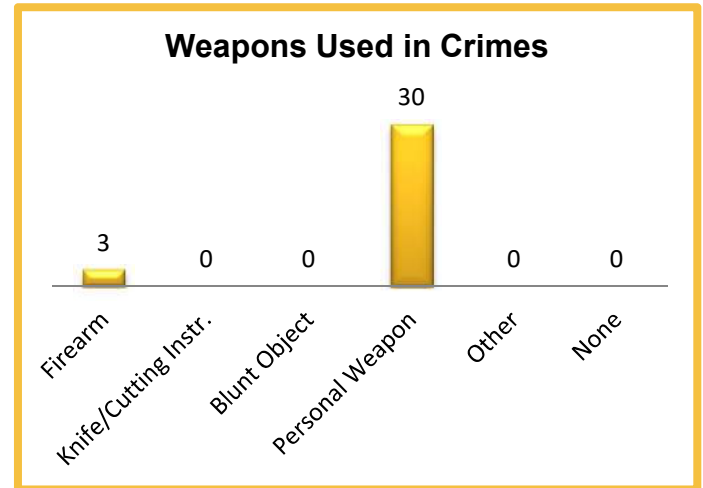
## 2017 Washington NIBRS Submission Agencies

Blaine PD

Continued

### 2017 Group B Arrests

| Offense               | Adult     | Juvenile |
|-----------------------|-----------|----------|
| Bad Checks            | 0         | 0        |
| Curfew/Vagrancy       | 0         | 0        |
| Disorderly Conduct    | 10        | 2        |
| Drunkenness           | 0         | 0        |
| DUI                   | 15        | 0        |
| Family Offenses       | 0         | 0        |
| Liquor Law Violations | 7         | 2        |
| Peeping Tom           | 0         | 0        |
| Trespass              | 2         | 0        |
| All Other Offenses    | 23        | 2        |
| <b>Total</b>          | <b>57</b> | <b>6</b> |



### 2017 Property Values by Type

| Type                 | Value            |
|----------------------|------------------|
| Seized               | \$390            |
| Burned               | \$1,000          |
| Counterfeited/Forged | \$315            |
| Destroyed/Damaged    | \$16,935         |
| Recovered            | \$0              |
| Stolen               | \$257,964        |
| <b>Total</b>         | <b>\$276,604</b> |

## 2017 Washington NIBRS Submission Agencies

**Everson PD**

Whatcom County

Population: 4,120  
Months Reported: 12

**Offense Overview**

Offense Total 66  
# of Cleared Offense 7  
Percent Cleared 10.6%

**Group A Arrest Overview**

Arrest Total 7  
Adult Arrest Total 7  
Juvenile Arrest Total 0

| Group A Offenses                 | Reported 2016 | Reported 2017 | % of Change   | Crime Rate per 1,000 | Total Arrests | DV Offense Totals |
|----------------------------------|---------------|---------------|---------------|----------------------|---------------|-------------------|
| Murder                           | 0             | 0             |               | 0.0                  | 0             | 0                 |
| Manslaughter                     | 0             | 0             |               | 0.0                  | 0             | 0                 |
| Rape                             | 0             | 0             |               | 0.0                  | 0             | 0                 |
| Sodomy                           | 0             | 0             |               | 0.0                  | 0             | 0                 |
| Sexual Assault w/Object          | 0             | 0             |               | 0.0                  | 0             | 0                 |
| Fondling                         | 0             | 0             |               | 0.0                  | 0             | 0                 |
| Aggravated Assault               | 0             | 1             |               | 0.2                  | 1             | 1                 |
| Simple Assault                   | 14            | 11            | -21.4%        | 2.7                  | 6             | 7                 |
| Intimidation                     | 0             | 0             |               | 0.0                  | 0             | 0                 |
| Kidnapping                       | 0             | 0             |               | 0.0                  | 0             | 0                 |
| Incest                           | 0             | 0             |               | 0.0                  | 0             | 0                 |
| Statutory Rape                   | 0             | 0             |               | 0.0                  | 0             | 0                 |
| Human Trafficking Offenses       | 0             | 0             |               | 0.0                  | 0             | 0                 |
| Violation of No Contact/Protect. | 0             | 2             |               | 0.5                  | 0             | 0                 |
| Robbery                          | 0             | 0             |               | 0.0                  | 0             | 0                 |
| Burglary                         | 2             | 2             | 0.0%          | 0.5                  | 0             | 0                 |
| Larceny-Theft Offenses           | 34            | 37            | 8.8%          | 9.0                  | 0             | 0                 |
| Motor Vehicle Theft              | 4             | 1             | -75.0%        | 0.2                  | 0             | 0                 |
| Arson                            | 0             | 0             |               | 0.0                  | 0             | 0                 |
| Destruction of Property          | 20            | 12            | -40.0%        | 2.9                  | 0             | 0                 |
| Counterfeiting/Forgery           | 0             | 0             |               | 0.0                  | 0             | 0                 |
| Fraud Offenses                   | 0             | 0             |               | 0.0                  | 0             | 0                 |
| Embezzlement                     | 0             | 0             |               | 0.0                  | 0             | 0                 |
| Extortion/Blackmail              | 0             | 0             |               | 0.0                  | 0             | 0                 |
| Bribery                          | 0             | 0             |               | 0.0                  | 0             | 0                 |
| Stolen Property Offenses         | 0             | 0             |               | 0.0                  | 0             | 0                 |
| Animal Cruelty                   | 0             | 0             |               | 0.0                  | 0             | 0                 |
| Drug/Narcotic Violations         | 0             | 0             |               | 0.0                  | 0             | 0                 |
| Drug Equipment Violations        | 0             | 0             |               | 0.0                  | 0             | 0                 |
| Gambling Offenses                | 0             | 0             |               | 0.0                  | 0             | 0                 |
| Pornography                      | 0             | 0             |               | 0.0                  | 0             | 0                 |
| Prostitution Offenses            | 0             | 0             |               | 0.0                  | 0             | 0                 |
| Weapon Law Violations            | 0             | 0             |               | 0.0                  | 0             | 0                 |
| <b>Grand Total</b>               | <b>74</b>     | <b>66</b>     | <b>-10.8%</b> | <b>16.0</b>          | <b>7</b>      | <b>8</b>          |

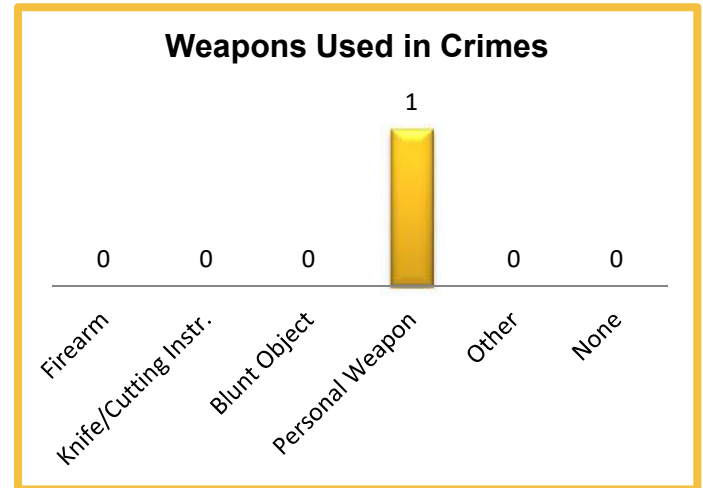
## 2017 Washington NIBRS Submission Agencies

Everson PD

Continued

### 2017 Group B Arrests

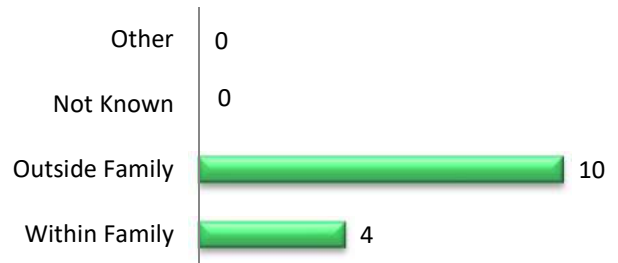
| Offense               | Adult    | Juvenile |
|-----------------------|----------|----------|
| Bad Checks            | 0        | 0        |
| Curfew/Vagrancy       | 0        | 0        |
| Disorderly Conduct    | 0        | 0        |
| Drunkenness           | 0        | 0        |
| DUI                   | 0        | 0        |
| Family Offenses       | 0        | 0        |
| Liquor Law Violations | 0        | 0        |
| Peeping Tom           | 0        | 0        |
| Trespass              | 0        | 0        |
| All Other Offenses    | 0        | 0        |
| <b>Total</b>          | <b>0</b> | <b>0</b> |



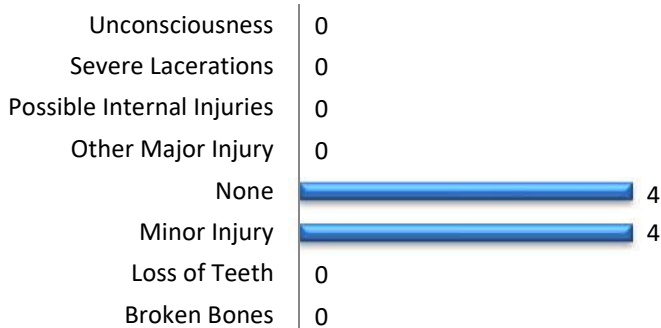
### Drug Offenses by Type

**No Drug Offenses by Type Reported**

### Relationship of Victim to Offender



### Domestic Violence Injuries



### 2017 Property Values by Type

| Type                 | Value           |
|----------------------|-----------------|
| Seized               | \$0             |
| Burned               | \$0             |
| Counterfeited/Forged | \$0             |
| Destroyed/Damaged    | \$2,100         |
| Recovered            | \$0             |
| Stolen               | \$82,114        |
| <b>Total</b>         | <b>\$84,214</b> |

## 2017 Washington NIBRS Submission Agencies

**Ferndale PD**

Whatcom County

Population: 13,470  
Months Reported: 12

**Offense Overview**

Offense Total 622  
# of Cleared Offense 170  
Percent Cleared 27.3%

**Group A Arrest Overview**

Arrest Total 152  
Adult Arrest Total 138  
Juvenile Arrest Total 14

| Group A Offenses                 | Reported 2016 | Reported 2017 | % of Change   | Crime Rate per 1,000 | Total Arrests | DV Offense Totals |
|----------------------------------|---------------|---------------|---------------|----------------------|---------------|-------------------|
| Murder                           | 0             | 1             |               | 0.1                  | 1             | 1                 |
| Manslaughter                     | 0             | 0             |               | 0.0                  | 0             | 0                 |
| Rape                             | 7             | 5             | -28.6%        | 0.4                  | 2             | 1                 |
| Sodomy                           | 0             | 0             |               | 0.0                  | 0             | 0                 |
| Sexual Assault w/Object          | 0             | 0             |               | 0.0                  | 0             | 0                 |
| Fondling                         | 6             | 6             | 0.0%          | 0.4                  | 0             | 2                 |
| Aggravated Assault               | 7             | 10            | 42.9%         | 0.7                  | 5             | 8                 |
| Simple Assault                   | 43            | 46            | 7.0%          | 3.4                  | 28            | 30                |
| Intimidation                     | 25            | 21            | -16.0%        | 1.6                  | 3             | 7                 |
| Kidnapping                       | 6             | 1             | -83.3%        | 0.1                  | 0             | 1                 |
| Incest                           | 0             | 0             |               | 0.0                  | 0             | 0                 |
| Statutory Rape                   | 2             | 2             | 0.0%          | 0.1                  | 0             | 1                 |
| Human Trafficking Offenses       | 0             | 0             |               | 0.0                  | 0             | 0                 |
| Violation of No Contact/Protect. | 34            | 23            | -32.4%        | 1.7                  | 14            | 22                |
| Robbery                          | 3             | 4             | 33.3%         | 0.3                  | 2             | 0                 |
| Burglary                         | 52            | 55            | 5.8%          | 4.1                  | 4             | 2                 |
| Larceny-Theft Offenses           | 268           | 241           | -10.1%        | 17.9                 | 47            | 2                 |
| Motor Vehicle Theft              | 26            | 24            | -7.7%         | 1.8                  | 5             | 0                 |
| Arson                            | 2             | 0             | -100.0%       | 0.0                  | 0             | 0                 |
| Destruction of Property          | 89            | 97            | 9.0%          | 7.2                  | 14            | 0                 |
| Counterfeiting/Forgery           | 17            | 26            | 52.9%         | 1.9                  | 2             | 0                 |
| Fraud Offenses                   | 11            | 5             | -54.5%        | 0.4                  | 1             | 0                 |
| Embezzlement                     | 0             | 0             |               | 0.0                  | 0             | 0                 |
| Extortion/Blackmail              | 2             | 1             | -50.0%        | 0.1                  | 0             | 0                 |
| Bribery                          | 0             | 0             |               | 0.0                  | 0             | 0                 |
| Stolen Property Offenses         | 20            | 14            | -30.0%        | 1.0                  | 6             | 0                 |
| Animal Cruelty                   | 0             | 0             |               | 0.0                  | 0             | 0                 |
| Drug/Narcotic Violations         | 32            | 19            | -40.6%        | 1.4                  | 14            | 0                 |
| Drug Equipment Violations        | 29            | 13            | -55.2%        | 1.0                  | 4             | 0                 |
| Gambling Offenses                | 0             | 0             |               | 0.0                  | 0             | 0                 |
| Pornography                      | 3             | 0             | -100.0%       | 0.0                  | 0             | 0                 |
| Prostitution Offenses            | 1             | 2             | 100.0%        | 0.1                  | 0             | 0                 |
| Weapon Law Violations            | 17            | 6             | -64.7%        | 0.4                  | 0             | 0                 |
| <b>Grand Total</b>               | <b>702</b>    | <b>622</b>    | <b>-11.4%</b> | <b>46.2</b>          | <b>152</b>    | <b>77</b>         |

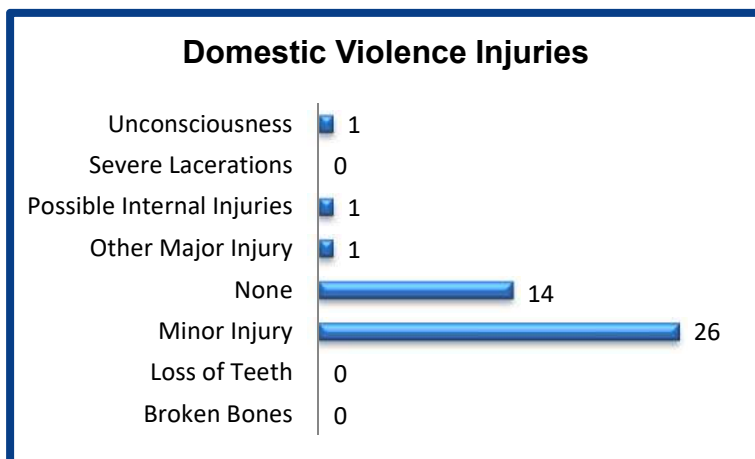
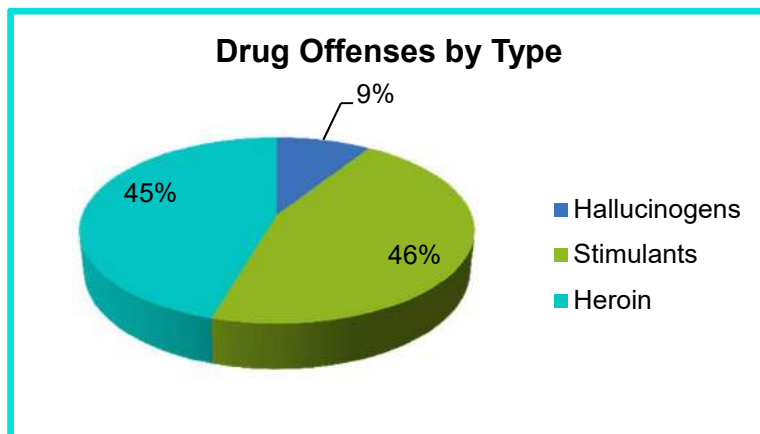
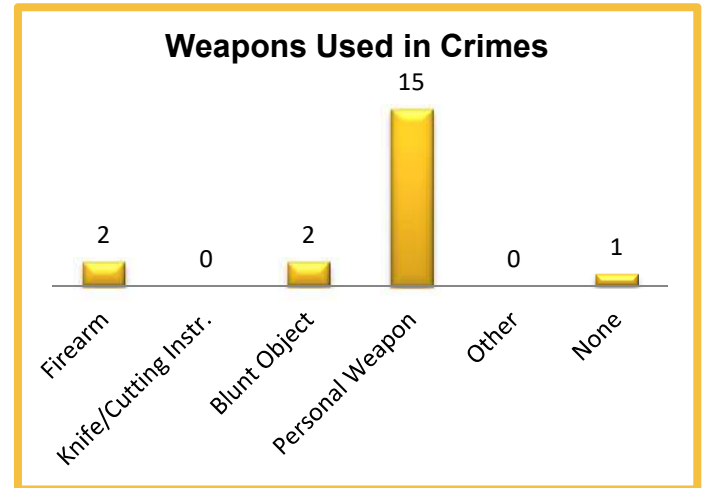
## 2017 Washington NIBRS Submission Agencies

Ferndale PD

Continued

### 2017 Group B Arrests

| Offense               | Adult     | Juvenile |
|-----------------------|-----------|----------|
| Bad Checks            | 0         | 0        |
| Curfew/Vagrancy       | 0         | 0        |
| Disorderly Conduct    | 1         | 0        |
| Drunkenness           | 0         | 0        |
| DUI                   | 17        | 0        |
| Family Offenses       | 0         | 0        |
| Liquor Law Violations | 1         | 3        |
| Peeping Tom           | 0         | 0        |
| Trespass              | 3         | 3        |
| All Other Offenses    | 9         | 0        |
| <b>Total</b>          | <b>31</b> | <b>6</b> |



### 2017 Property Values by Type

| Type                 | Value            |
|----------------------|------------------|
| Seized               | \$142            |
| Burned               | \$0              |
| Counterfeited/Forged | \$5,846          |
| Destroyed/Damaged    | \$33,200         |
| Recovered            | \$43,569         |
| Stolen               | \$531,054        |
| <b>Total</b>         | <b>\$613,811</b> |

## 2017 Washington NIBRS Submission Agencies

**Lummi Nation PD**

Whatcom County

Population: 0  
Months Reported: 12

**Offense Overview**

Offense Total 889  
# of Cleared Offense 250  
Percent Cleared 28.1%

**Group A Arrest Overview**

Arrest Total 202  
Adult Arrest Total 195  
Juvenile Arrest Total 7

| Group A Offenses                 | Reported 2016 | Reported 2017 | % of Change  | Crime Rate per 1,000 | Total Arrests | DV Offense Totals |
|----------------------------------|---------------|---------------|--------------|----------------------|---------------|-------------------|
| Murder                           | 0             | 1             |              | 0.0                  | 0             | 0                 |
| Manslaughter                     | 0             | 0             |              | 0.0                  | 0             | 0                 |
| Rape                             | 13            | 19            | 46.2%        | 0.0                  | 3             | 0                 |
| Sodomy                           | 0             | 0             |              | 0.0                  | 0             | 0                 |
| Sexual Assault w/Object          | 0             | 0             |              | 0.0                  | 0             | 0                 |
| Fondling                         | 7             | 11            | 57.1%        | 0.0                  | 0             | 0                 |
| Aggravated Assault               | 40            | 20            | -50.0%       | 0.0                  | 14            | 11                |
| Simple Assault                   | 67            | 95            | 41.8%        | 0.0                  | 46            | 60                |
| Intimidation                     | 35            | 43            | 22.9%        | 0.0                  | 12            | 14                |
| Kidnapping                       | 3             | 7             | 133.3%       | 0.0                  | 3             | 3                 |
| Incest                           | 0             | 0             |              | 0.0                  | 0             | 0                 |
| Statutory Rape                   | 0             | 0             |              | 0.0                  | 0             | 0                 |
| Human Trafficking Offenses       | 0             | 0             |              | 0.0                  | 0             | 0                 |
| Violation of No Contact/Protect. | 0             | 0             |              | 0.0                  | 0             | 0                 |
| Robbery                          | 2             | 3             | 50.0%        | 0.0                  | 1             | 0                 |
| Burglary                         | 89            | 114           | 28.1%        | 0.0                  | 13            | 3                 |
| Larceny-Theft Offenses           | 195           | 260           | 33.3%        | 0.0                  | 30            | 7                 |
| Motor Vehicle Theft              | 26            | 14            | -46.2%       | 0.0                  | 1             | 0                 |
| Arson                            | 1             | 0             | -100.0%      | 0.0                  | 0             | 0                 |
| Destruction of Property          | 52            | 54            | 3.8%         | 0.0                  | 13            | 0                 |
| Counterfeiting/Forgery           | 2             | 6             | 200.0%       | 0.0                  | 0             | 0                 |
| Fraud Offenses                   | 0             | 0             |              | 0.0                  | 0             | 0                 |
| Embezzlement                     | 1             | 1             | 0.0%         | 0.0                  | 0             | 0                 |
| Extortion/Blackmail              | 1             | 0             | -100.0%      | 0.0                  | 0             | 0                 |
| Bribery                          | 0             | 0             |              | 0.0                  | 0             | 0                 |
| Stolen Property Offenses         | 12            | 19            | 58.3%        | 0.0                  | 7             | 0                 |
| Animal Cruelty                   | 0             | 0             |              | 0.0                  | 0             | 0                 |
| Drug/Narcotic Violations         | 103           | 144           | 39.8%        | 0.0                  | 37            | 0                 |
| Drug Equipment Violations        | 64            | 72            | 12.5%        | 0.0                  | 20            | 0                 |
| Gambling Offenses                | 0             | 0             |              | 0.0                  | 0             | 0                 |
| Pornography                      | 0             | 2             |              | 0.0                  | 0             | 0                 |
| Prostitution Offenses            | 0             | 0             |              | 0.0                  | 0             | 0                 |
| Weapon Law Violations            | 4             | 4             | 0.0%         | 0.0                  | 2             | 0                 |
| <b>Grand Total</b>               | <b>717</b>    | <b>889</b>    | <b>24.0%</b> | <b>0.0</b>           | <b>202</b>    | <b>98</b>         |

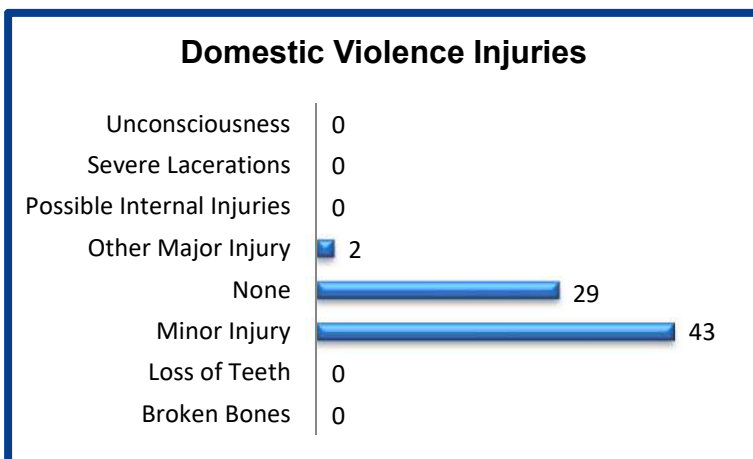
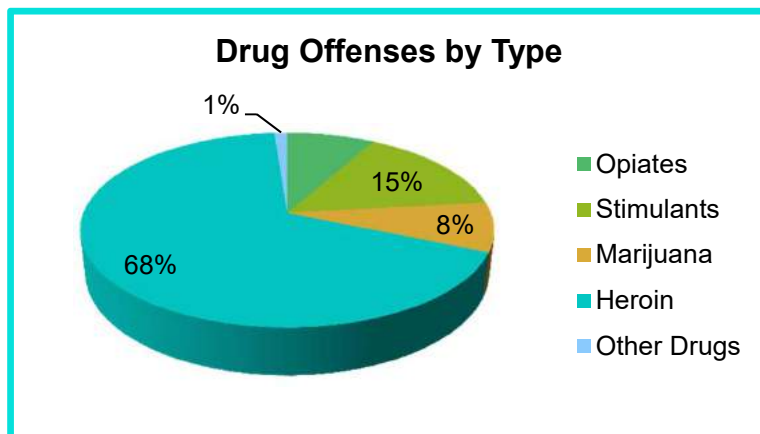
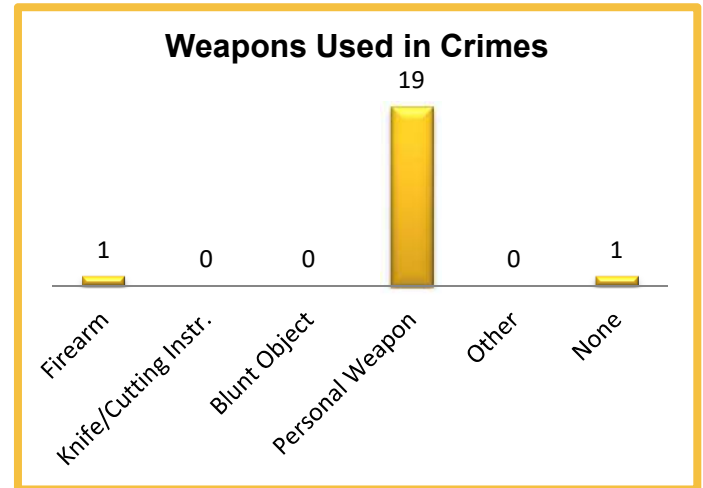
## 2017 Washington NIBRS Submission Agencies

Lummi Nation PD

Continued

### 2017 Group B Arrests

| Offense               | Adult      | Juvenile |
|-----------------------|------------|----------|
| Bad Checks            | 0          | 0        |
| Curfew/Vagrancy       | 0          | 0        |
| Disorderly Conduct    | 19         | 0        |
| Drunkenness           | 0          | 0        |
| DUI                   | 34         | 1        |
| Family Offenses       | 3          | 0        |
| Liquor Law Violations | 9          | 8        |
| Peeping Tom           | 0          | 0        |
| Trespass              | 31         | 0        |
| All Other Offenses    | 53         | 0        |
| <b>Total</b>          | <b>149</b> | <b>9</b> |



### 2017 Property Values by Type

| Type                 | Value            |
|----------------------|------------------|
| Seized               | \$180            |
| Burned               | \$0              |
| Counterfeited/Forged | \$154            |
| Destroyed/Damaged    | \$67,957         |
| Recovered            | \$92,765         |
| Stolen               | \$453,823        |
| <b>Total</b>         | <b>\$614,879</b> |

## 2017 Washington NIBRS Submission Agencies

**Lynden PD**

Whatcom County

Population: 13,620  
Months Reported: 12

### Offense Overview

Offense Total 403  
# of Cleared Offense 126  
Percent Cleared 31.3%

### Group A Arrest Overview

Arrest Total 107  
Adult Arrest Total 73  
Juvenile Arrest Total 34

| Group A Offenses                 | Reported 2016 | Reported 2017 | % of Change  | Crime Rate per 1,000 | Total Arrests | DV Offense Totals |
|----------------------------------|---------------|---------------|--------------|----------------------|---------------|-------------------|
| Murder                           | 0             | 0             |              | 0.0                  | 0             | 0                 |
| Manslaughter                     | 0             | 0             |              | 0.0                  | 0             | 0                 |
| Rape                             | 1             | 3             | 200.0%       | 0.2                  | 1             | 2                 |
| Sodomy                           | 1             | 0             | -100.0%      | 0.0                  | 0             | 0                 |
| Sexual Assault w/Object          | 0             | 0             |              | 0.0                  | 0             | 0                 |
| Fondling                         | 2             | 3             | 50.0%        | 0.2                  | 1             | 0                 |
| Aggravated Assault               | 7             | 5             | -28.6%       | 0.4                  | 2             | 2                 |
| Simple Assault                   | 29            | 20            | -31.0%       | 1.5                  | 13            | 15                |
| Intimidation                     | 13            | 11            | -15.4%       | 0.8                  | 1             | 3                 |
| Kidnapping                       | 7             | 1             | -85.7%       | 0.1                  | 0             | 1                 |
| Incest                           | 0             | 0             |              | 0.0                  | 0             | 0                 |
| Statutory Rape                   | 0             | 1             |              | 0.1                  | 0             | 0                 |
| Human Trafficking Offenses       | 0             | 0             |              | 0.0                  | 0             | 0                 |
| Violation of No Contact/Protect. | 16            | 11            | -31.3%       | 0.8                  | 5             | 11                |
| Robbery                          | 0             | 1             |              | 0.1                  | 0             | 0                 |
| Burglary                         | 18            | 28            | 55.6%        | 2.1                  | 8             | 0                 |
| Larceny-Theft Offenses           | 115           | 162           | 40.9%        | 11.9                 | 30            | 2                 |
| Motor Vehicle Theft              | 6             | 4             | -33.3%       | 0.3                  | 0             | 0                 |
| Arson                            | 2             | 1             | -50.0%       | 0.1                  | 0             | 0                 |
| Destruction of Property          | 49            | 57            | 16.3%        | 4.2                  | 6             | 0                 |
| Counterfeiting/Forgery           | 12            | 9             | -25.0%       | 0.7                  | 0             | 0                 |
| Fraud Offenses                   | 24            | 21            | -12.5%       | 1.5                  | 3             | 0                 |
| Embezzlement                     | 1             | 0             | -100.0%      | 0.0                  | 0             | 0                 |
| Extortion/Blackmail              | 0             | 1             |              | 0.1                  | 0             | 0                 |
| Bribery                          | 0             | 0             |              | 0.0                  | 0             | 0                 |
| Stolen Property Offenses         | 5             | 13            | 160.0%       | 1.0                  | 7             | 0                 |
| Animal Cruelty                   | 0             | 0             |              | 0.0                  | 0             | 0                 |
| Drug/Narcotic Violations         | 19            | 28            | 47.4%        | 2.1                  | 23            | 0                 |
| Drug Equipment Violations        | 2             | 13            | 550.0%       | 1.0                  | 2             | 0                 |
| Gambling Offenses                | 0             | 0             |              | 0.0                  | 0             | 0                 |
| Pornography                      | 1             | 1             | 0.0%         | 0.1                  | 0             | 0                 |
| Prostitution Offenses            | 0             | 0             |              | 0.0                  | 0             | 0                 |
| Weapon Law Violations            | 2             | 9             | 350.0%       | 0.7                  | 5             | 0                 |
| <b>Grand Total</b>               | <b>332</b>    | <b>403</b>    | <b>21.4%</b> | <b>29.6</b>          | <b>107</b>    | <b>36</b>         |

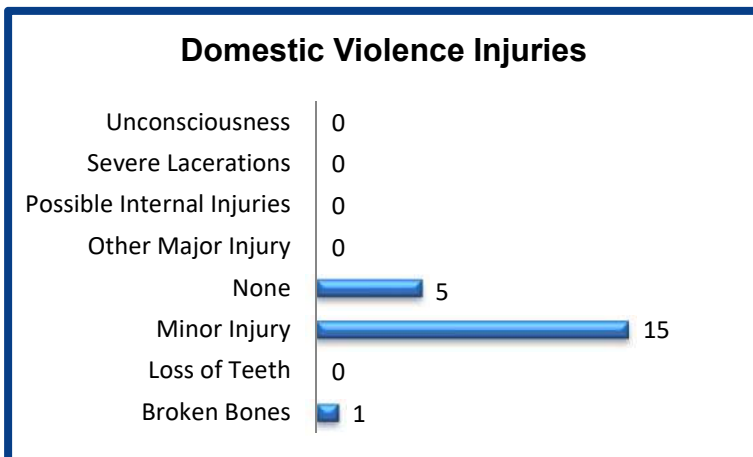
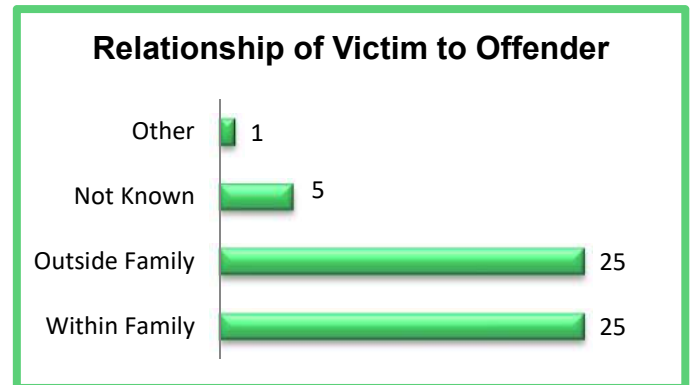
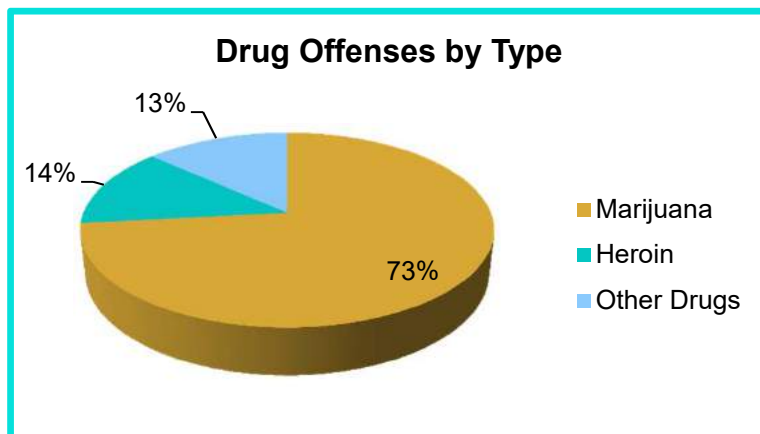
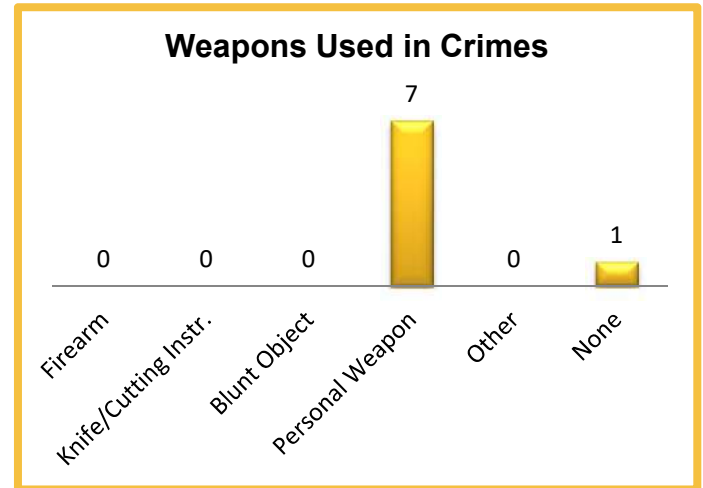
## 2017 Washington NIBRS Submission Agencies

Lynden PD

Continued

### 2017 Group B Arrests

| Offense               | Adult     | Juvenile |
|-----------------------|-----------|----------|
| Bad Checks            | 0         | 0        |
| Curfew/Vagrancy       | 0         | 0        |
| Disorderly Conduct    | 2         | 0        |
| Drunkenness           | 0         | 0        |
| DUI                   | 20        | 0        |
| Family Offenses       | 0         | 0        |
| Liquor Law Violations | 1         | 4        |
| Peeping Tom           | 0         | 0        |
| Trespass              | 5         | 0        |
| All Other Offenses    | 68        | 0        |
| <b>Total</b>          | <b>96</b> | <b>4</b> |



### 2017 Property Values by Type

| Type                 | Value            |
|----------------------|------------------|
| Seized               | \$50             |
| Burned               | \$2              |
| Counterfeited/Forged | \$372            |
| Destroyed/Damaged    | \$17,040         |
| Recovered            | \$11,366         |
| Stolen               | \$131,735        |
| <b>Total</b>         | <b>\$160,565</b> |

## 2017 Washington NIBRS Submission Agencies

**Sumas PD**

Whatcom County

Population: 1,571  
Months Reported: 12

### Offense Overview

Offense Total 28  
# of Cleared Offense 20  
Percent Cleared 71.4%

### Group A Arrest Overview

Arrest Total 0  
Adult Arrest Total 0  
Juvenile Arrest Total 0

| Group A Offenses                 | Reported 2016 | Reported 2017 | % of Change   | Crime Rate per 1,000 | Total Arrests | DV Offense Totals |
|----------------------------------|---------------|---------------|---------------|----------------------|---------------|-------------------|
| Murder                           | 0             | 0             |               | 0.0                  | 0             | 0                 |
| Manslaughter                     | 0             | 0             |               | 0.0                  | 0             | 0                 |
| Rape                             | 0             | 0             |               | 0.0                  | 0             | 0                 |
| Sodomy                           | 0             | 0             |               | 0.0                  | 0             | 0                 |
| Sexual Assault w/Object          | 0             | 0             |               | 0.0                  | 0             | 0                 |
| Fondling                         | 0             | 0             |               | 0.0                  | 0             | 0                 |
| Aggravated Assault               | 0             | 1             |               | 0.6                  | 0             | 1                 |
| Simple Assault                   | 20            | 9             | -55.0%        | 5.7                  | 0             | 8                 |
| Intimidation                     | 0             | 0             |               | 0.0                  | 0             | 0                 |
| Kidnapping                       | 0             | 0             |               | 0.0                  | 0             | 0                 |
| Incest                           | 0             | 0             |               | 0.0                  | 0             | 0                 |
| Statutory Rape                   | 0             | 0             |               | 0.0                  | 0             | 0                 |
| Human Trafficking Offenses       | 0             | 0             |               | 0.0                  | 0             | 0                 |
| Violation of No Contact/Protect. | 0             | 0             |               | 0.0                  | 0             | 0                 |
| Robbery                          | 0             | 0             |               | 0.0                  | 0             | 0                 |
| Burglary                         | 2             | 3             | 50.0%         | 1.9                  | 0             | 0                 |
| Larceny-Theft Offenses           | 11            | 7             | -36.4%        | 4.5                  | 0             | 0                 |
| Motor Vehicle Theft              | 0             | 2             |               | 1.3                  | 0             | 0                 |
| Arson                            | 0             | 0             |               | 0.0                  | 0             | 0                 |
| Destruction of Property          | 0             | 2             |               | 1.3                  | 0             | 0                 |
| Counterfeiting/Forgery           | 0             | 0             |               | 0.0                  | 0             | 0                 |
| Fraud Offenses                   | 1             | 0             | -100.0%       | 0.0                  | 0             | 0                 |
| Embezzlement                     | 0             | 0             |               | 0.0                  | 0             | 0                 |
| Extortion/Blackmail              | 0             | 0             |               | 0.0                  | 0             | 0                 |
| Bribery                          | 0             | 0             |               | 0.0                  | 0             | 0                 |
| Stolen Property Offenses         | 0             | 0             |               | 0.0                  | 0             | 0                 |
| Animal Cruelty                   | 0             | 0             |               | 0.0                  | 0             | 0                 |
| Drug/Narcotic Violations         | 3             | 3             | 0.0%          | 1.9                  | 0             | 0                 |
| Drug Equipment Violations        | 0             | 0             |               | 0.0                  | 0             | 0                 |
| Gambling Offenses                | 0             | 0             |               | 0.0                  | 0             | 0                 |
| Pornography                      | 0             | 0             |               | 0.0                  | 0             | 0                 |
| Prostitution Offenses            | 0             | 0             |               | 0.0                  | 0             | 0                 |
| Weapon Law Violations            | 1             | 1             | 0.0%          | 0.6                  | 0             | 0                 |
| <b>Grand Total</b>               | <b>38</b>     | <b>28</b>     | <b>-26.3%</b> | <b>17.8</b>          | <b>0</b>      | <b>9</b>          |

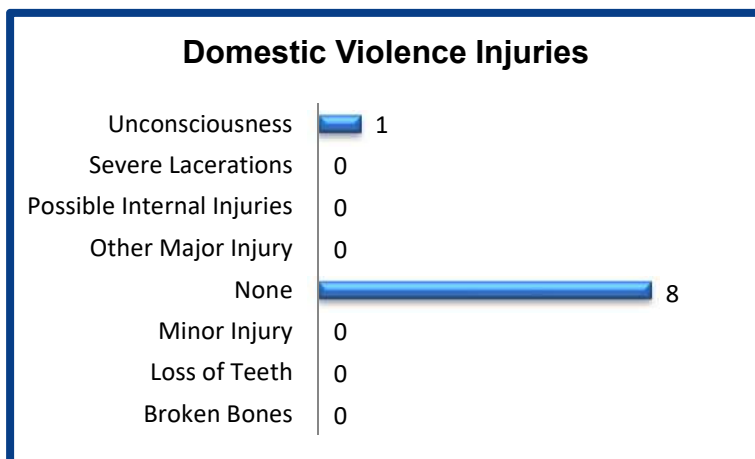
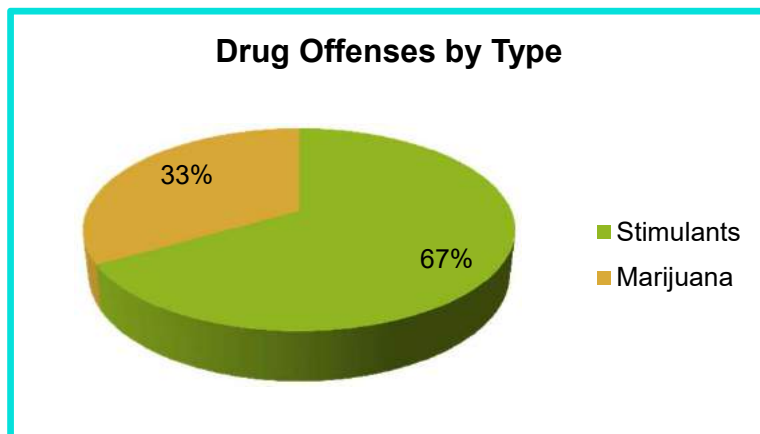
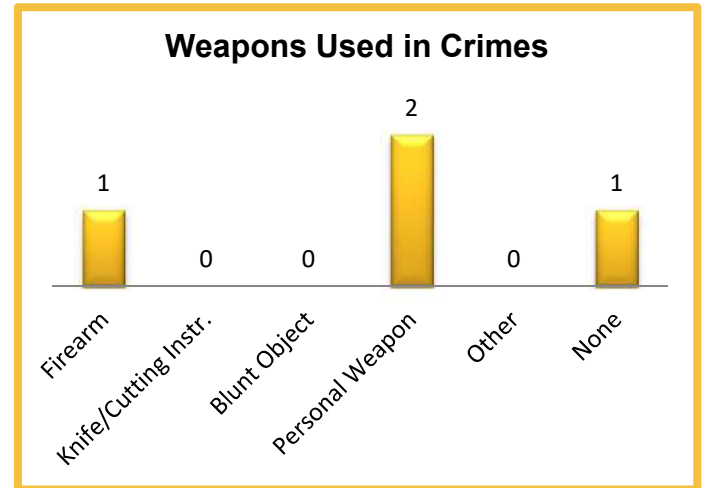
## 2017 Washington NIBRS Submission Agencies

Sumas PD

Continued

### 2017 Group B Arrests

| Offense               | Adult     | Juvenile |
|-----------------------|-----------|----------|
| Bad Checks            | 0         | 0        |
| Curfew/Vagrancy       | 0         | 0        |
| Disorderly Conduct    | 2         | 0        |
| Drunkenness           | 0         | 0        |
| DUI                   | 11        | 0        |
| Family Offenses       | 0         | 0        |
| Liquor Law Violations | 0         | 0        |
| Peeping Tom           | 0         | 0        |
| Trespass              | 1         | 0        |
| All Other Offenses    | 22        | 0        |
| <b>Total</b>          | <b>36</b> | <b>0</b> |



### 2017 Property Values by Type

| Type                 | Value           |
|----------------------|-----------------|
| Seized               | \$0             |
| Burned               | \$0             |
| Counterfeited/Forged | \$0             |
| Destroyed/Damaged    | \$2,100         |
| Recovered            | \$25,000        |
| Stolen               | \$51,470        |
| <b>Total</b>         | <b>\$78,570</b> |

## 2017 Washington NIBRS Submission Agencies

**Western WA University PD**

Whatcom County

Population: 0  
Months Reported: 12

### Offense Overview

Offense Total 362  
# of Cleared Offense 45  
Percent Cleared 12.4%

### Group A Arrest Overview

Arrest Total 34  
Adult Arrest Total 33  
Juvenile Arrest Total 1

| Group A Offenses                 | Reported 2016 | Reported 2017 | % of Change  | Crime Rate per 1,000 | Total Arrests | DV Offense Totals |
|----------------------------------|---------------|---------------|--------------|----------------------|---------------|-------------------|
| Murder                           | 0             | 0             |              | 0.0                  | 0             | 0                 |
| Manslaughter                     | 0             | 0             |              | 0.0                  | 0             | 0                 |
| Rape                             | 1             | 0             | -100.0%      | 0.0                  | 0             | 0                 |
| Sodomy                           | 0             | 0             |              | 0.0                  | 0             | 0                 |
| Sexual Assault w/Object          | 0             | 0             |              | 0.0                  | 0             | 0                 |
| Fondling                         | 0             | 1             |              | 0.0                  | 0             | 0                 |
| Aggravated Assault               | 0             | 0             |              | 0.0                  | 0             | 0                 |
| Simple Assault                   | 6             | 8             | 33.3%        | 0.0                  | 5             | 2                 |
| Intimidation                     | 8             | 19            | 137.5%       | 0.0                  | 2             | 5                 |
| Kidnapping                       | 0             | 1             |              | 0.0                  | 0             | 1                 |
| Incest                           | 0             | 0             |              | 0.0                  | 0             | 0                 |
| Statutory Rape                   | 0             | 0             |              | 0.0                  | 0             | 0                 |
| Human Trafficking Offenses       | 0             | 0             |              | 0.0                  | 0             | 0                 |
| Violation of No Contact/Protect. | 1             | 0             | -100.0%      | 0.0                  | 0             | 0                 |
| Robbery                          | 2             | 0             | -100.0%      | 0.0                  | 0             | 0                 |
| Burglary                         | 13            | 10            | -23.1%       | 0.0                  | 0             | 0                 |
| Larceny-Theft Offenses           | 105           | 134           | 27.6%        | 0.0                  | 8             | 0                 |
| Motor Vehicle Theft              | 2             | 0             | -100.0%      | 0.0                  | 0             | 0                 |
| Arson                            | 0             | 0             |              | 0.0                  | 0             | 0                 |
| Destruction of Property          | 100           | 164           | 64.0%        | 0.0                  | 2             | 0                 |
| Counterfeiting/Forgery           | 2             | 0             | -100.0%      | 0.0                  | 0             | 0                 |
| Fraud Offenses                   | 5             | 3             | -40.0%       | 0.0                  | 1             | 0                 |
| Embezzlement                     | 0             | 0             |              | 0.0                  | 0             | 0                 |
| Extortion/Blackmail              | 0             | 0             |              | 0.0                  | 0             | 0                 |
| Bribery                          | 0             | 0             |              | 0.0                  | 0             | 0                 |
| Stolen Property Offenses         | 0             | 1             |              | 0.0                  | 0             | 0                 |
| Animal Cruelty                   | 0             | 0             |              | 0.0                  | 0             | 0                 |
| Drug/Narcotic Violations         | 5             | 17            | 240.0%       | 0.0                  | 16            | 0                 |
| Drug Equipment Violations        | 4             | 4             | 0.0%         | 0.0                  | 0             | 0                 |
| Gambling Offenses                | 0             | 0             |              | 0.0                  | 0             | 0                 |
| Pornography                      | 0             | 0             |              | 0.0                  | 0             | 0                 |
| Prostitution Offenses            | 0             | 0             |              | 0.0                  | 0             | 0                 |
| Weapon Law Violations            | 2             | 0             | -100.0%      | 0.0                  | 0             | 0                 |
| <b>Grand Total</b>               | <b>256</b>    | <b>362</b>    | <b>41.4%</b> | <b>0.0</b>           | <b>34</b>     | <b>8</b>          |

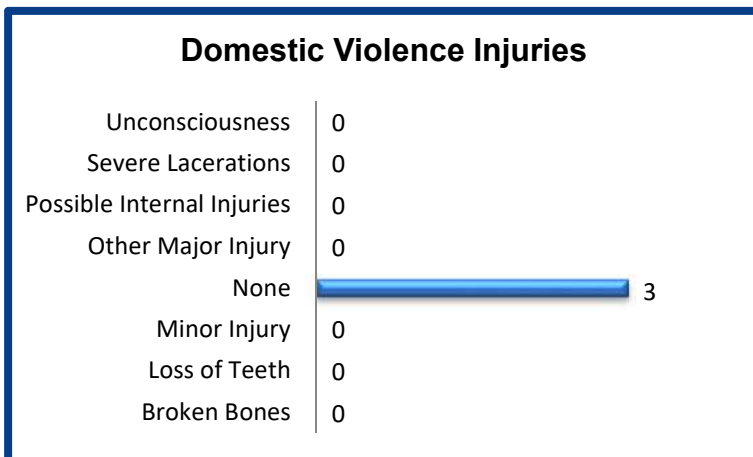
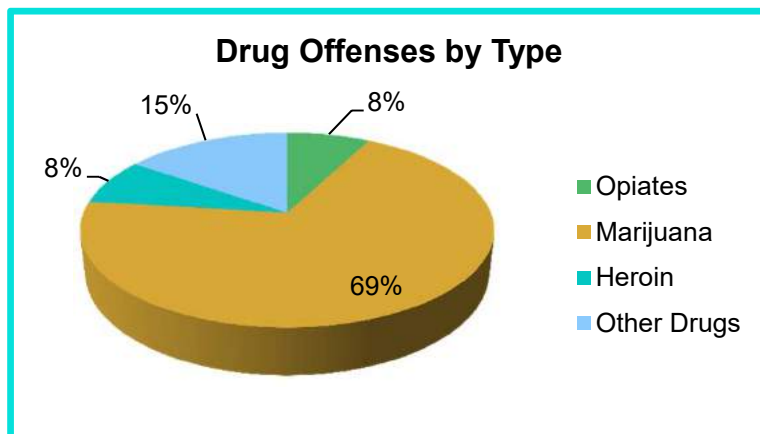
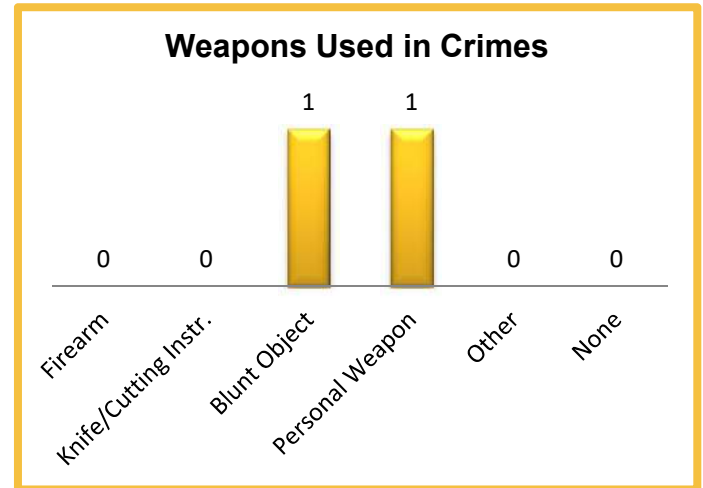
## 2017 Washington NIBRS Submission Agencies

Western WA University PD

Continued

### 2017 Group B Arrests

| Offense               | Adult     | Juvenile |
|-----------------------|-----------|----------|
| Bad Checks            | 0         | 0        |
| Curfew/Vagrancy       | 0         | 0        |
| Disorderly Conduct    | 4         | 0        |
| Drunkenness           | 0         | 0        |
| DUI                   | 11        | 1        |
| Family Offenses       | 0         | 0        |
| Liquor Law Violations | 17        | 1        |
| Peeping Tom           | 1         | 0        |
| Trespass              | 11        | 0        |
| All Other Offenses    | 9         | 0        |
| <b>Total</b>          | <b>53</b> | <b>2</b> |



### 2017 Property Values by Type

| Type                 | Value            |
|----------------------|------------------|
| Seized               | \$190            |
| Burned               | \$0              |
| Counterfeited/Forged | \$0              |
| Destroyed/Damaged    | \$61,303         |
| Recovered            | \$3,275          |
| Stolen               | \$94,922         |
| <b>Total</b>         | <b>\$159,690</b> |

## 2017 Washington NIBRS Submission Agencies

**Whitman SO**

Whitman County

Population: 9,715  
Months Reported: 12

**Offense Overview**

Offense Total 258  
# of Cleared Offense 185  
Percent Cleared 71.7%

**Group A Arrest Overview**

Arrest Total 172  
Adult Arrest Total 155  
Juvenile Arrest Total 17

| Group A Offenses                 | Reported 2016 | Reported 2017 | % of Change   | Crime Rate per 1,000 | Total Arrests | DV Offense Totals |
|----------------------------------|---------------|---------------|---------------|----------------------|---------------|-------------------|
| Murder                           | 0             | 0             |               | 0.0                  | 0             | 0                 |
| Manslaughter                     | 0             | 0             |               | 0.0                  | 0             | 0                 |
| Rape                             | 5             | 4             | -20.0%        | 0.4                  | 3             | 4                 |
| Sodomy                           | 2             | 1             | -50.0%        | 0.1                  | 2             | 1                 |
| Sexual Assault w/Object          | 2             | 0             | -100.0%       | 0.0                  | 0             | 0                 |
| Fondling                         | 17            | 1             | -94.1%        | 0.1                  | 1             | 0                 |
| Aggravated Assault               | 10            | 11            | 10.0%         | 1.1                  | 9             | 8                 |
| Simple Assault                   | 83            | 46            | -44.6%        | 4.7                  | 33            | 38                |
| Intimidation                     | 0             | 2             |               | 0.2                  | 1             | 2                 |
| Kidnapping                       | 1             | 0             | -100.0%       | 0.0                  | 0             | 0                 |
| Incest                           | 0             | 0             |               | 0.0                  | 0             | 0                 |
| Statutory Rape                   | 1             | 0             | -100.0%       | 0.0                  | 0             | 0                 |
| Human Trafficking Offenses       | 0             | 0             |               | 0.0                  | 0             | 0                 |
| Violation of No Contact/Protect. | 0             | 0             |               | 0.0                  | 0             | 0                 |
| Robbery                          | 1             | 0             | -100.0%       | 0.0                  | 0             | 0                 |
| Burglary                         | 56            | 12            | -78.6%        | 1.2                  | 9             | 0                 |
| Larceny-Theft Offenses           | 34            | 40            | 17.6%         | 4.1                  | 24            | 1                 |
| Motor Vehicle Theft              | 11            | 9             | -18.2%        | 0.9                  | 2             | 1                 |
| Arson                            | 1             | 0             | -100.0%       | 0.0                  | 0             | 0                 |
| Destruction of Property          | 40            | 26            | -35.0%        | 2.7                  | 5             | 0                 |
| Counterfeiting/Forgery           | 0             | 2             |               | 0.2                  | 0             | 0                 |
| Fraud Offenses                   | 4             | 5             | 25.0%         | 0.5                  | 0             | 0                 |
| Embezzlement                     | 0             | 0             |               | 0.0                  | 0             | 0                 |
| Extortion/Blackmail              | 0             | 0             |               | 0.0                  | 0             | 0                 |
| Bribery                          | 0             | 0             |               | 0.0                  | 0             | 0                 |
| Stolen Property Offenses         | 8             | 11            | 37.5%         | 1.1                  | 11            | 0                 |
| Animal Cruelty                   | 0             | 0             |               | 0.0                  | 0             | 0                 |
| Drug/Narcotic Violations         | 38            | 51            | 34.2%         | 5.2                  | 63            | 0                 |
| Drug Equipment Violations        | 16            | 30            | 87.5%         | 3.1                  | 5             | 0                 |
| Gambling Offenses                | 0             | 0             |               | 0.0                  | 0             | 0                 |
| Pornography                      | 1             | 0             | -100.0%       | 0.0                  | 1             | 0                 |
| Prostitution Offenses            | 0             | 0             |               | 0.0                  | 0             | 0                 |
| Weapon Law Violations            | 8             | 7             | -12.5%        | 0.7                  | 3             | 0                 |
| <b>Grand Total</b>               | <b>339</b>    | <b>258</b>    | <b>-23.9%</b> | <b>26.6</b>          | <b>172</b>    | <b>55</b>         |

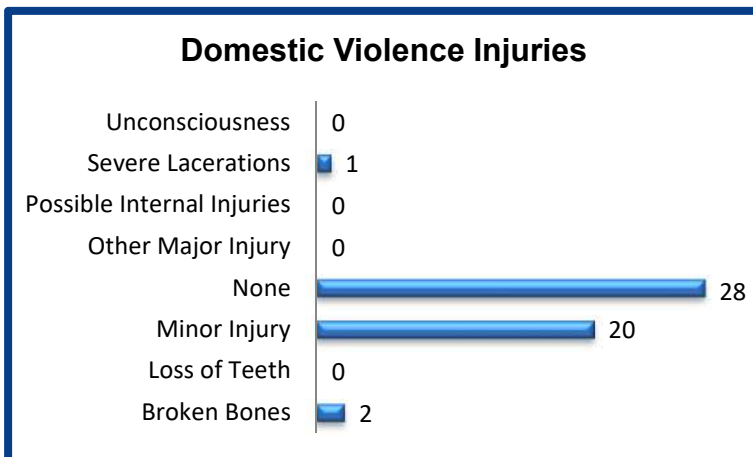
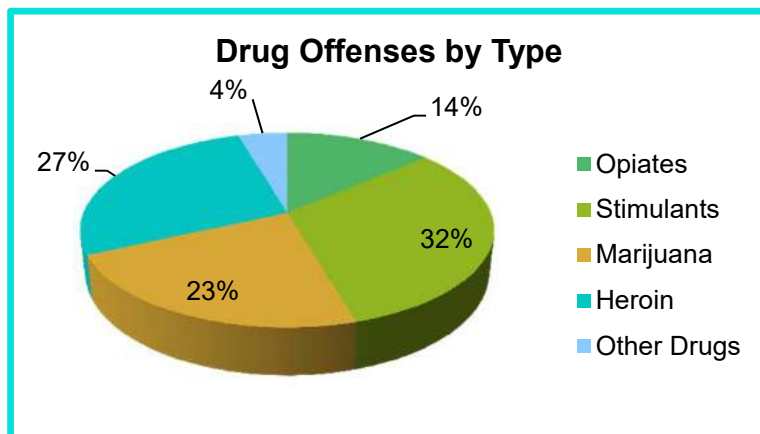
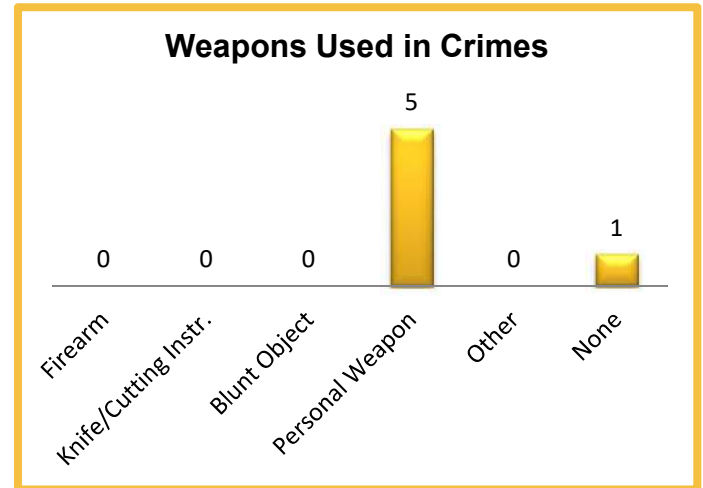
## 2017 Washington NIBRS Submission Agencies

Whitman SO

Continued

### 2017 Group B Arrests

| Offense               | Adult      | Juvenile |
|-----------------------|------------|----------|
| Bad Checks            | 0          | 0        |
| Curfew/Vagrancy       | 0          | 0        |
| Disorderly Conduct    | 1          | 0        |
| Drunkenness           | 0          | 0        |
| DUI                   | 39         | 1        |
| Family Offenses       | 0          | 0        |
| Liquor Law Violations | 1          | 0        |
| Peeping Tom           | 0          | 0        |
| Trespass              | 7          | 1        |
| All Other Offenses    | 74         | 4        |
| <b>Total</b>          | <b>122</b> | <b>6</b> |



### 2017 Property Values by Type

| Type                 | Value            |
|----------------------|------------------|
| Seized               | \$12,199         |
| Burned               | \$0              |
| Counterfeited/Forged | \$0              |
| Destroyed/Damaged    | \$12,442         |
| Recovered            | \$50,459         |
| Stolen               | \$115,444        |
| <b>Total</b>         | <b>\$190,544</b> |

## 2017 Washington NIBRS Submission Agencies

**Colfax PD**

Whitman County

Population: 2,795  
Months Reported: 1

**Offense Overview**

Offense Total 11  
# of Cleared Offense 3  
Percent Cleared 27.3%

**Group A Arrest Overview**

Arrest Total 3  
Adult Arrest Total 3  
Juvenile Arrest Total 0

| Group A Offenses                 | Reported 2016 | Reported 2017 | % of Change* | Crime Rate per 1,000 | Total Arrests | DV Offense Totals |
|----------------------------------|---------------|---------------|--------------|----------------------|---------------|-------------------|
| Murder                           | 0             | 0             |              | 0.0                  | 0             | 0                 |
| Manslaughter                     | 0             | 0             |              | 0.0                  | 0             | 0                 |
| Rape                             | 0             | 0             |              | 0.0                  | 0             | 0                 |
| Sodomy                           | 0             | 0             |              | 0.0                  | 0             | 0                 |
| Sexual Assault w/Object          | 0             | 0             |              | 0.0                  | 0             | 0                 |
| Fondling                         | 0             | 0             |              | 0.0                  | 0             | 0                 |
| Aggravated Assault               | 0             | 1             |              | 0.4                  | 0             | 1                 |
| Simple Assault                   | 16            | 1             |              | 0.4                  | 2             | 0                 |
| Intimidation                     | 0             | 0             |              | 0.0                  | 0             | 0                 |
| Kidnapping                       | 0             | 0             |              | 0.0                  | 0             | 0                 |
| Incest                           | 0             | 0             |              | 0.0                  | 0             | 0                 |
| Statutory Rape                   | 0             | 0             |              | 0.0                  | 0             | 0                 |
| Human Trafficking Offenses       | 0             | 0             |              | 0.0                  | 0             | 0                 |
| Violation of No Contact/Protect. | 0             | 0             |              | 0.0                  | 0             | 0                 |
| Robbery                          | 0             | 0             |              | 0.0                  | 0             | 0                 |
| Burglary                         | 1             | 2             |              | 0.7                  | 0             | 0                 |
| Larceny-Theft Offenses           | 1             | 0             |              | 0.0                  | 0             | 0                 |
| Motor Vehicle Theft              | 0             | 0             |              | 0.0                  | 0             | 0                 |
| Arson                            | 0             | 0             |              | 0.0                  | 0             | 0                 |
| Destruction of Property          | 3             | 4             |              | 1.4                  | 0             | 0                 |
| Counterfeiting/Forgery           | 0             | 0             |              | 0.0                  | 0             | 0                 |
| Fraud Offenses                   | 0             | 2             |              | 0.7                  | 0             | 0                 |
| Embezzlement                     | 0             | 0             |              | 0.0                  | 0             | 0                 |
| Extortion/Blackmail              | 0             | 0             |              | 0.0                  | 0             | 0                 |
| Bribery                          | 0             | 0             |              | 0.0                  | 0             | 0                 |
| Stolen Property Offenses         | 0             | 0             |              | 0.0                  | 0             | 0                 |
| Animal Cruelty                   | 0             | 0             |              | 0.0                  | 0             | 0                 |
| Drug/Narcotic Violations         | 0             | 1             |              | 0.4                  | 1             | 0                 |
| Drug Equipment Violations        | 0             | 0             |              | 0.0                  | 0             | 0                 |
| Gambling Offenses                | 0             | 0             |              | 0.0                  | 0             | 0                 |
| Pornography                      | 0             | 0             |              | 0.0                  | 0             | 0                 |
| Prostitution Offenses            | 0             | 0             |              | 0.0                  | 0             | 0                 |
| Weapon Law Violations            | 0             | 0             |              | 0.0                  | 0             | 0                 |
| <b>Grand Total</b>               | <b>21</b>     | <b>11</b>     |              | <b>3.9</b>           | <b>3</b>      | <b>1</b>          |

\* Please see #10 in the NIBRS Individual Agency Page Table Legend on page 80

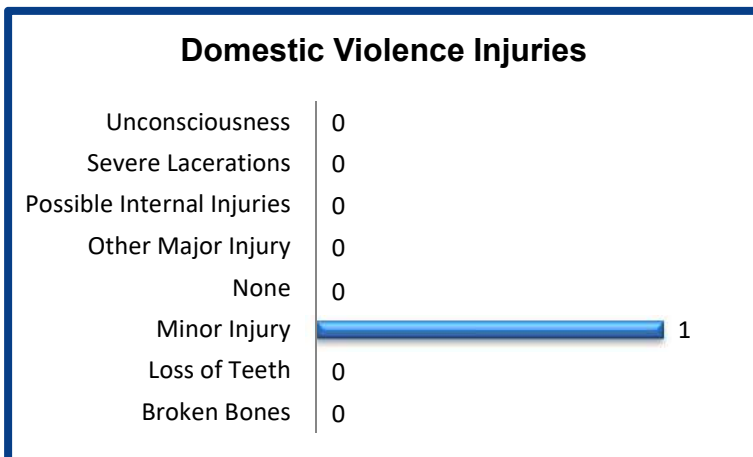
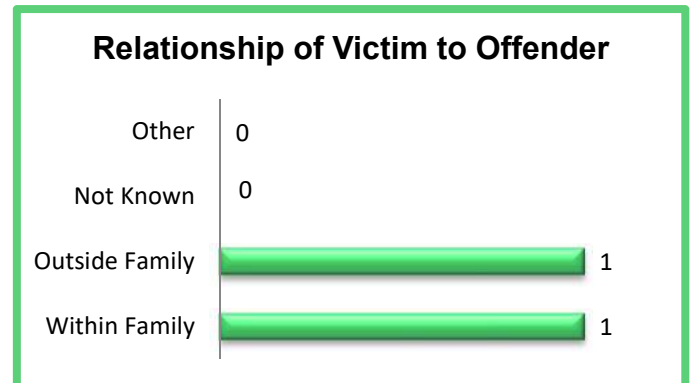
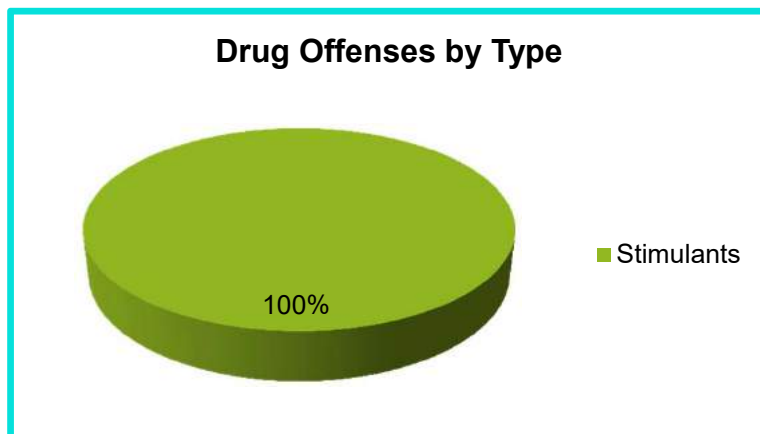
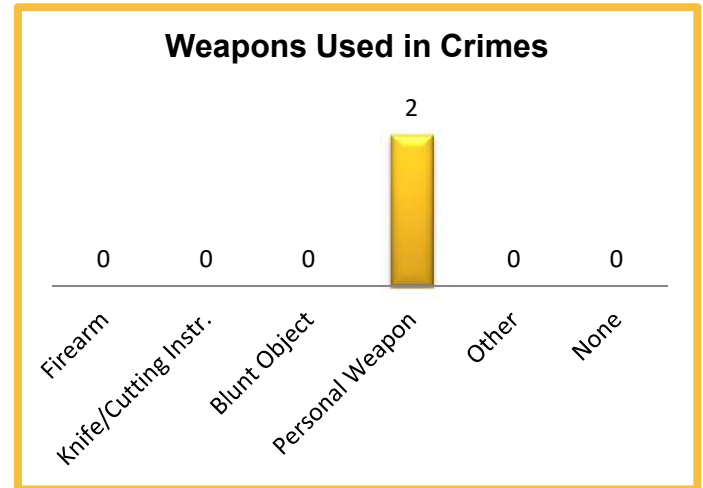
## 2017 Washington NIBRS Submission Agencies

Colfax PD

Continued

### 2017 Group B Arrests

| Offense               | Adult    | Juvenile |
|-----------------------|----------|----------|
| Bad Checks            | 0        | 0        |
| Curfew/Vagrancy       | 0        | 0        |
| Disorderly Conduct    | 0        | 0        |
| Drunkenness           | 0        | 0        |
| DUI                   | 1        | 0        |
| Family Offenses       | 0        | 0        |
| Liquor Law Violations | 0        | 0        |
| Peeping Tom           | 0        | 0        |
| Trespass              | 0        | 0        |
| All Other Offenses    | 1        | 0        |
| <b>Total</b>          | <b>2</b> | <b>0</b> |



### 2017 Property Values by Type

| Type                 | Value        |
|----------------------|--------------|
| Seized               | \$0          |
| Burned               | \$0          |
| Counterfeited/Forged | \$0          |
| Destroyed/Damaged    | \$260        |
| Recovered            | \$140        |
| Stolen               | \$140        |
| <b>Total</b>         | <b>\$540</b> |

## 2017 Washington NIBRS Submission Agencies

**Pullman PD**

Whitman County

Population: 33,280  
Months Reported: 12

**Offense Overview**

Offense Total 1,120  
# of Cleared Offense 244  
Percent Cleared 21.8%

**Group A Arrest Overview**

Arrest Total 197  
Adult Arrest Total 168  
Juvenile Arrest Total 29

| Group A Offenses                 | Reported 2016 | Reported 2017 | % of Change   | Crime Rate per 1,000 | Total Arrests | DV Offense Totals |
|----------------------------------|---------------|---------------|---------------|----------------------|---------------|-------------------|
| Murder                           | 0             | 0             |               | 0.0                  | 0             | 0                 |
| Manslaughter                     | 0             | 0             |               | 0.0                  | 0             | 0                 |
| Rape                             | 13            | 11            | -15.4%        | 0.3                  | 1             | 0                 |
| Sodomy                           | 1             | 2             | 100.0%        | 0.1                  | 0             | 1                 |
| Sexual Assault w/Object          | 1             | 0             | -100.0%       | 0.0                  | 0             | 0                 |
| Fondling                         | 14            | 3             | -78.6%        | 0.1                  | 2             | 1                 |
| Aggravated Assault               | 28            | 8             | -71.4%        | 0.2                  | 0             | 3                 |
| Simple Assault                   | 190           | 154           | -18.9%        | 4.6                  | 66            | 63                |
| Intimidation                     | 34            | 17            | -50.0%        | 0.5                  | 6             | 2                 |
| Kidnapping                       | 0             | 1             |               | 0.0                  | 0             | 1                 |
| Incest                           | 0             | 0             |               | 0.0                  | 0             | 0                 |
| Statutory Rape                   | 0             | 0             |               | 0.0                  | 0             | 0                 |
| Human Trafficking Offenses       | 0             | 0             |               | 0.0                  | 0             | 0                 |
| Violation of No Contact/Protect. | 0             | 0             |               | 0.0                  | 0             | 0                 |
| Robbery                          | 7             | 1             | -85.7%        | 0.0                  | 1             | 0                 |
| Burglary                         | 278           | 84            | -69.8%        | 2.5                  | 8             | 1                 |
| Larceny-Theft Offenses           | 449           | 442           | -1.6%         | 13.3                 | 79            | 3                 |
| Motor Vehicle Theft              | 19            | 10            | -47.4%        | 0.3                  | 1             | 1                 |
| Arson                            | 1             | 3             | 200.0%        | 0.1                  | 1             | 0                 |
| Destruction of Property          | 264           | 237           | -10.2%        | 7.1                  | 14            | 0                 |
| Counterfeiting/Forgery           | 5             | 4             | -20.0%        | 0.1                  | 0             | 0                 |
| Fraud Offenses                   | 210           | 59            | -71.9%        | 1.8                  | 0             | 0                 |
| Embezzlement                     | 2             | 0             | -100.0%       | 0.0                  | 0             | 0                 |
| Extortion/Blackmail              | 0             | 19            |               | 0.6                  | 0             | 0                 |
| Bribery                          | 0             | 0             |               | 0.0                  | 0             | 0                 |
| Stolen Property Offenses         | 11            | 1             | -90.9%        | 0.0                  | 0             | 0                 |
| Animal Cruelty                   | 0             | 3             |               | 0.1                  | 0             | 0                 |
| Drug/Narcotic Violations         | 48            | 36            | -25.0%        | 1.1                  | 16            | 0                 |
| Drug Equipment Violations        | 12            | 8             | -33.3%        | 0.2                  | 0             | 0                 |
| Gambling Offenses                | 0             | 0             |               | 0.0                  | 0             | 0                 |
| Pornography                      | 5             | 5             | 0.0%          | 0.2                  | 0             | 0                 |
| Prostitution Offenses            | 4             | 1             | -75.0%        | 0.0                  | 0             | 0                 |
| Weapon Law Violations            | 21            | 11            | -47.6%        | 0.3                  | 2             | 0                 |
| <b>Grand Total</b>               | <b>1,617</b>  | <b>1,120</b>  | <b>-30.7%</b> | <b>33.7</b>          | <b>197</b>    | <b>76</b>         |

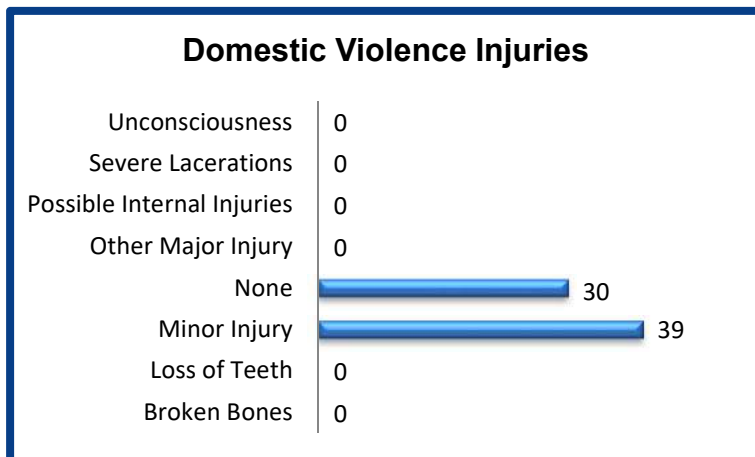
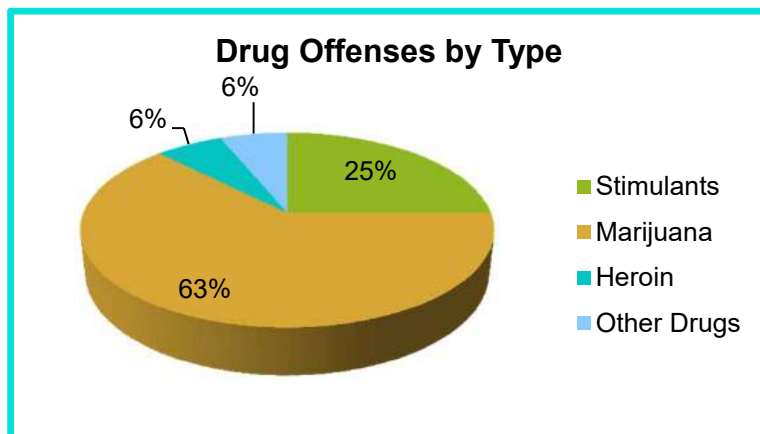
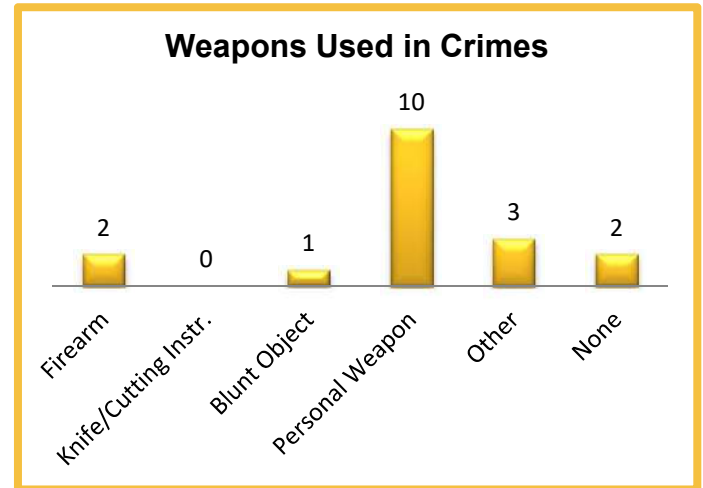
## 2017 Washington NIBRS Submission Agencies

Pullman PD

Continued

### 2017 Group B Arrests

| Offense               | Adult      | Juvenile |
|-----------------------|------------|----------|
| Bad Checks            | 0          | 0        |
| Curfew/Vagrancy       | 0          | 0        |
| Disorderly Conduct    | 15         | 1        |
| Drunkenness           | 0          | 0        |
| DUI                   | 25         | 0        |
| Family Offenses       | 0          | 0        |
| Liquor Law Violations | 60         | 6        |
| Peeping Tom           | 0          | 0        |
| Trespass              | 7          | 0        |
| All Other Offenses    | 66         | 2        |
| <b>Total</b>          | <b>173</b> | <b>9</b> |



### 2017 Property Values by Type

| Type                 | Value            |
|----------------------|------------------|
| Seized               | \$356            |
| Burned               | \$100,066        |
| Counterfeited/Forged | \$120            |
| Destroyed/Damaged    | \$84,653         |
| Recovered            | \$42,947         |
| Stolen               | \$336,374        |
| <b>Total</b>         | <b>\$564,516</b> |

## 2017 Washington NIBRS Submission Agencies

**WA State University PD**

Whitman County

Population: 0  
Months Reported: 12

### Offense Overview

Offense Total 305  
# of Cleared Offense 66  
Percent Cleared 21.6%

### Group A Arrest Overview

Arrest Total 59  
Adult Arrest Total 58  
Juvenile Arrest Total 1

| Group A Offenses                 | Reported 2016 | Reported 2017 | % of Change   | Crime Rate per 1,000 | Total Arrests | DV Offense Totals |
|----------------------------------|---------------|---------------|---------------|----------------------|---------------|-------------------|
| Murder                           | 0             | 0             |               | 0.0                  | 0             | 0                 |
| Manslaughter                     | 0             | 0             |               | 0.0                  | 0             | 0                 |
| Rape                             | 4             | 7             | 75.0%         | 0.0                  | 0             | 0                 |
| Sodomy                           | 0             | 0             |               | 0.0                  | 0             | 0                 |
| Sexual Assault w/Object          | 0             | 0             |               | 0.0                  | 0             | 0                 |
| Fondling                         | 4             | 1             | -75.0%        | 0.0                  | 0             | 0                 |
| Aggravated Assault               | 9             | 2             | -77.8%        | 0.0                  | 0             | 1                 |
| Simple Assault                   | 40            | 24            | -40.0%        | 0.0                  | 12            | 6                 |
| Intimidation                     | 14            | 16            | 14.3%         | 0.0                  | 1             | 0                 |
| Kidnapping                       | 0             | 0             |               | 0.0                  | 0             | 0                 |
| Incest                           | 0             | 0             |               | 0.0                  | 0             | 0                 |
| Statutory Rape                   | 0             | 0             |               | 0.0                  | 0             | 0                 |
| Human Trafficking Offenses       | 0             | 0             |               | 0.0                  | 0             | 0                 |
| Violation of No Contact/Protect. | 0             | 0             |               | 0.0                  | 0             | 0                 |
| Robbery                          | 2             | 0             | -100.0%       | 0.0                  | 0             | 0                 |
| Burglary                         | 31            | 17            | -45.2%        | 0.0                  | 3             | 0                 |
| Larceny-Theft Offenses           | 110           | 71            | -35.5%        | 0.0                  | 6             | 0                 |
| Motor Vehicle Theft              | 3             | 1             | -66.7%        | 0.0                  | 0             | 0                 |
| Arson                            | 1             | 0             | -100.0%       | 0.0                  | 0             | 0                 |
| Destruction of Property          | 123           | 102           | -17.1%        | 0.0                  | 3             | 0                 |
| Counterfeiting/Forgery           | 11            | 2             | -81.8%        | 0.0                  | 0             | 0                 |
| Fraud Offenses                   | 35            | 18            | -48.6%        | 0.0                  | 1             | 0                 |
| Embezzlement                     | 0             | 0             |               | 0.0                  | 0             | 0                 |
| Extortion/Blackmail              | 6             | 3             | -50.0%        | 0.0                  | 0             | 0                 |
| Bribery                          | 0             | 0             |               | 0.0                  | 0             | 0                 |
| Stolen Property Offenses         | 6             | 2             | -66.7%        | 0.0                  | 1             | 0                 |
| Animal Cruelty                   | 0             | 0             |               | 0.0                  | 0             | 0                 |
| Drug/Narcotic Violations         | 47            | 31            | -34.0%        | 0.0                  | 32            | 0                 |
| Drug Equipment Violations        | 14            | 6             | -57.1%        | 0.0                  | 0             | 0                 |
| Gambling Offenses                | 0             | 0             |               | 0.0                  | 0             | 0                 |
| Pornography                      | 3             | 0             | -100.0%       | 0.0                  | 0             | 0                 |
| Prostitution Offenses            | 1             | 0             | -100.0%       | 0.0                  | 0             | 0                 |
| Weapon Law Violations            | 4             | 2             | -50.0%        | 0.0                  | 0             | 0                 |
| <b>Grand Total</b>               | <b>468</b>    | <b>305</b>    | <b>-34.8%</b> | <b>0.0</b>           | <b>59</b>     | <b>7</b>          |


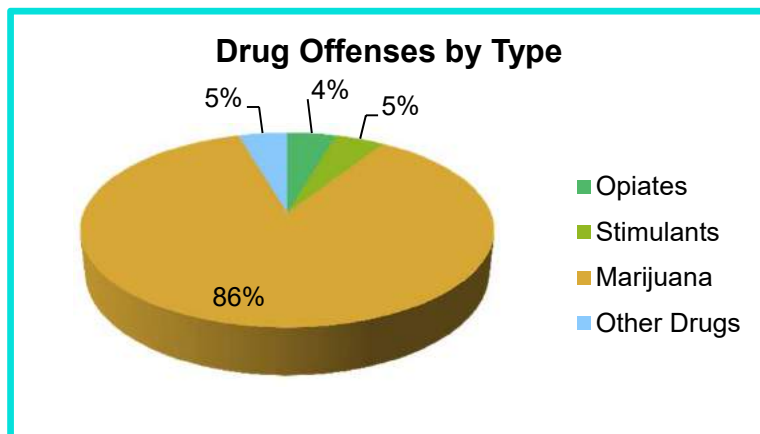
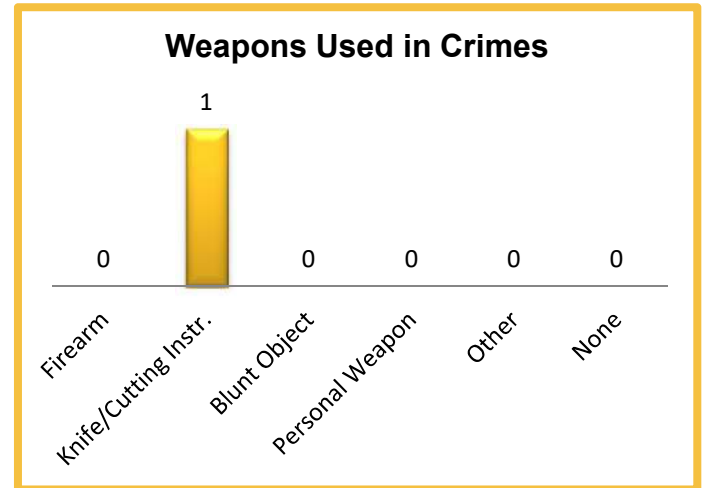
## 2017 Washington NIBRS Submission Agencies

WA State University PD

Continued

### 2017 Group B Arrests

| Offense               | Adult      | Juvenile |
|-----------------------|------------|----------|
| Bad Checks            | 0          | 0        |
| Curfew/Vagrancy       | 0          | 0        |
| Disorderly Conduct    | 5          | 0        |
| Drunkenness           | 0          | 0        |
| DUI                   | 41         | 0        |
| Family Offenses       | 0          | 0        |
| Liquor Law Violations | 48         | 0        |
| Peeping Tom           | 0          | 0        |
| Trespass              | 7          | 0        |
| All Other Offenses    | 54         | 0        |
| <b>Total</b>          | <b>155</b> | <b>0</b> |



### 2017 Property Values by Type

| Type                 | Value           |
|----------------------|-----------------|
| Seized               | \$76            |
| Burned               | \$0             |
| Counterfeited/Forged | \$50            |
| Destroyed/Damaged    | \$33,685        |
| Recovered            | \$3,744         |
| Stolen               | \$43,293        |
| <b>Total</b>         | <b>\$80,848</b> |

## 2017 Washington NIBRS Submission Agencies

**Yakima SO**

Yakima County

Population: 88,635  
Months Reported: 12

**Offense Overview**

Offense Total 3,953  
# of Cleared Offense 1,081  
Percent Cleared 27.3%

**Group A Arrest Overview**

Arrest Total 899  
Adult Arrest Total 831  
Juvenile Arrest Total 68

| Group A Offenses                 | Reported 2016 | Reported 2017 | % of Change | Crime Rate per 1,000 | Total Arrests | DV Offense Totals |
|----------------------------------|---------------|---------------|-------------|----------------------|---------------|-------------------|
| Murder                           | 6             | 5             | -16.7%      | 0.1                  | 3             | 2                 |
| Manslaughter                     | 1             | 0             | -100.0%     | 0.0                  | 0             | 0                 |
| Rape                             | 17            | 20            | 17.6%       | 0.2                  | 11            | 7                 |
| Sodomy                           | 0             | 0             |             | 0.0                  | 0             | 0                 |
| Sexual Assault w/Object          | 0             | 0             |             | 0.0                  | 0             | 0                 |
| Fondling                         | 67            | 72            | 7.5%        | 0.8                  | 8             | 42                |
| Aggravated Assault               | 85            | 108           | 27.1%       | 1.2                  | 70            | 41                |
| Simple Assault                   | 407           | 416           | 2.2%        | 4.7                  | 272           | 281               |
| Intimidation                     | 119           | 103           | -13.4%      | 1.2                  | 0             | 30                |
| Kidnapping                       | 9             | 7             | -22.2%      | 0.1                  | 7             | 5                 |
| Incest                           | 0             | 2             |             | 0.0                  | 0             | 2                 |
| Statutory Rape                   | 0             | 4             |             | 0.0                  | 0             | 1                 |
| Human Trafficking Offenses       | 0             | 0             |             | 0.0                  | 0             | 0                 |
| Violation of No Contact/Protect. | 168           | 199           | 18.5%       | 2.2                  | 129           | 163               |
| Robbery                          | 24            | 17            | -29.2%      | 0.2                  | 6             | 0                 |
| Burglary                         | 584           | 503           | -13.9%      | 5.7                  | 28            | 16                |
| Larceny-Theft Offenses           | 922           | 965           | 4.7%        | 10.9                 | 93            | 22                |
| Motor Vehicle Theft              | 308           | 304           | -1.3%       | 3.4                  | 16            | 6                 |
| Arson                            | 19            | 7             | -63.2%      | 0.1                  | 1             | 0                 |
| Destruction of Property          | 722           | 739           | 2.4%        | 8.3                  | 62            | 0                 |
| Counterfeiting/Forgery           | 7             | 14            | 100.0%      | 0.2                  | 19            | 0                 |
| Fraud Offenses                   | 181           | 195           | 7.7%        | 2.2                  | 2             | 0                 |
| Embezzlement                     | 0             | 1             |             | 0.0                  | 0             | 0                 |
| Extortion/Blackmail              | 1             | 2             | 100.0%      | 0.0                  | 0             | 0                 |
| Bribery                          | 0             | 0             |             | 0.0                  | 0             | 0                 |
| Stolen Property Offenses         | 47            | 58            | 23.4%       | 0.7                  | 56            | 0                 |
| Animal Cruelty                   | 0             | 0             |             | 0.0                  | 0             | 0                 |
| Drug/Narcotic Violations         | 73            | 111           | 52.1%       | 1.3                  | 85            | 0                 |
| Drug Equipment Violations        | 12            | 20            | 66.7%       | 0.2                  | 11            | 0                 |
| Gambling Offenses                | 0             | 0             |             | 0.0                  | 0             | 0                 |
| Pornography                      | 13            | 12            | -7.7%       | 0.1                  | 0             | 0                 |
| Prostitution Offenses            | 0             | 0             |             | 0.0                  | 0             | 0                 |
| Weapon Law Violations            | 64            | 69            | 7.8%        | 0.8                  | 20            | 0                 |
| <b>Grand Total</b>               | <b>3,856</b>  | <b>3,953</b>  | <b>2.5%</b> | <b>44.6</b>          | <b>899</b>    | <b>618</b>        |

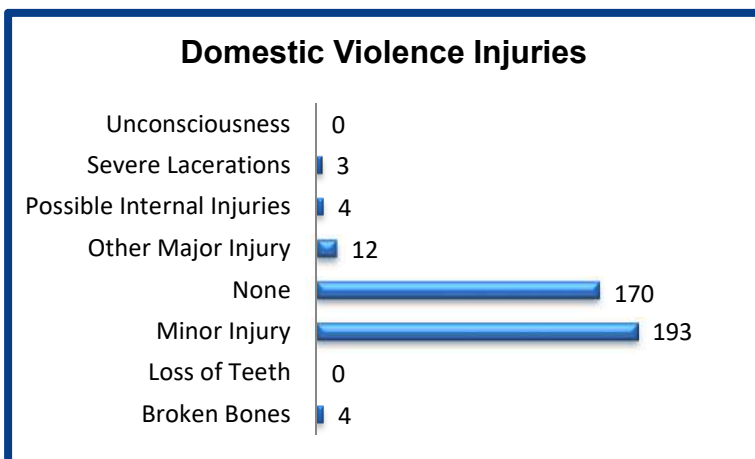
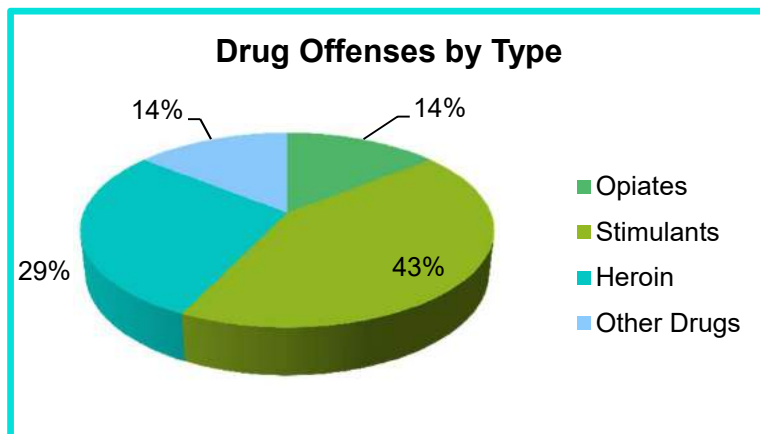
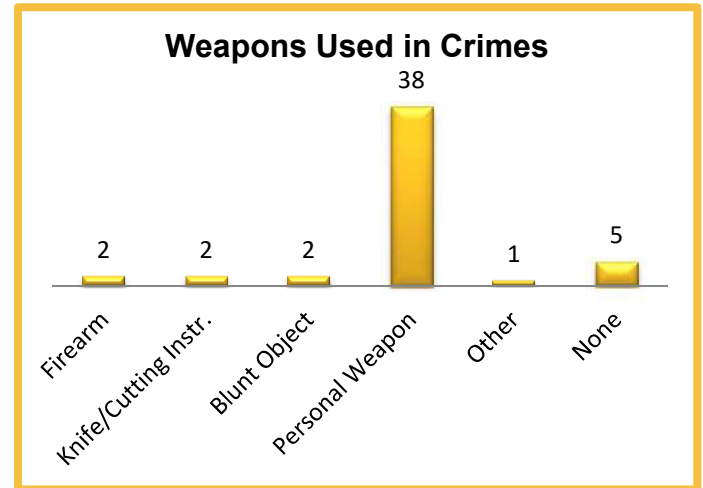
## 2017 Washington NIBRS Submission Agencies

Yakima SO

Continued

### 2017 Group B Arrests

| Offense               | Adult      | Juvenile  |
|-----------------------|------------|-----------|
| Bad Checks            | 0          | 0         |
| Curfew/Vagrancy       | 0          | 0         |
| Disorderly Conduct    | 48         | 5         |
| Drunkenness           | 0          | 0         |
| DUI                   | 60         | 1         |
| Family Offenses       | 1          | 0         |
| Liquor Law Violations | 7          | 3         |
| Peeping Tom           | 0          | 0         |
| Trespass              | 80         | 1         |
| All Other Offenses    | 95         | 11        |
| <b>Total</b>          | <b>291</b> | <b>21</b> |



### 2017 Property Values by Type

| Type                 | Value              |
|----------------------|--------------------|
| Seized               | \$5                |
| Burned               | \$236,600          |
| Counterfeited/Forged | \$6,965            |
| Destroyed/Damaged    | \$700,975          |
| Recovered            | \$1,685,217        |
| Stolen               | \$4,729,308        |
| <b>Total</b>         | <b>\$7,359,070</b> |

## 2017 Washington NIBRS Submission Agencies

**Grandview PD**

Yakima County

Population: 11,170  
Months Reported: 12

**Offense Overview**

Offense Total 472  
# of Cleared Offense 186  
Percent Cleared 39.4%

**Group A Arrest Overview**

Arrest Total 160  
Adult Arrest Total 125  
Juvenile Arrest Total 35

| Group A Offenses                 | Reported 2016 | Reported 2017 | % of Change   | Crime Rate per 1,000 | Total Arrests | DV Offense Totals |
|----------------------------------|---------------|---------------|---------------|----------------------|---------------|-------------------|
| Murder                           | 0             | 0             |               | 0.0                  | 0             | 0                 |
| Manslaughter                     | 0             | 0             |               | 0.0                  | 0             | 0                 |
| Rape                             | 4             | 0             | -100.0%       | 0.0                  | 0             | 0                 |
| Sodomy                           | 0             | 0             |               | 0.0                  | 0             | 0                 |
| Sexual Assault w/Object          | 0             | 0             |               | 0.0                  | 0             | 0                 |
| Fondling                         | 3             | 1             | -66.7%        | 0.1                  | 1             | 0                 |
| Aggravated Assault               | 12            | 21            | 75.0%         | 1.9                  | 11            | 9                 |
| Simple Assault                   | 81            | 75            | -7.4%         | 6.7                  | 55            | 50                |
| Intimidation                     | 9             | 4             | -55.6%        | 0.4                  | 1             | 0                 |
| Kidnapping                       | 0             | 2             |               | 0.2                  | 2             | 2                 |
| Incest                           | 0             | 0             |               | 0.0                  | 0             | 0                 |
| Statutory Rape                   | 0             | 0             |               | 0.0                  | 0             | 0                 |
| Human Trafficking Offenses       | 0             | 0             |               | 0.0                  | 0             | 0                 |
| Violation of No Contact/Protect. | 25            | 35            | 40.0%         | 3.1                  | 11            | 32                |
| Robbery                          | 1             | 0             | -100.0%       | 0.0                  | 0             | 0                 |
| Burglary                         | 38            | 37            | -2.6%         | 3.3                  | 4             | 3                 |
| Larceny-Theft Offenses           | 170           | 112           | -34.1%        | 10.0                 | 11            | 3                 |
| Motor Vehicle Theft              | 29            | 28            | -3.4%         | 2.5                  | 1             | 1                 |
| Arson                            | 0             | 1             |               | 0.1                  | 0             | 0                 |
| Destruction of Property          | 108           | 68            | -37.0%        | 6.1                  | 13            | 0                 |
| Counterfeiting/Forgery           | 5             | 1             | -80.0%        | 0.1                  | 0             | 0                 |
| Fraud Offenses                   | 19            | 20            | 5.3%          | 1.8                  | 1             | 0                 |
| Embezzlement                     | 0             | 0             |               | 0.0                  | 0             | 0                 |
| Extortion/Blackmail              | 0             | 0             |               | 0.0                  | 0             | 0                 |
| Bribery                          | 0             | 0             |               | 0.0                  | 0             | 0                 |
| Stolen Property Offenses         | 8             | 6             | -25.0%        | 0.5                  | 8             | 0                 |
| Animal Cruelty                   | 0             | 0             |               | 0.0                  | 0             | 0                 |
| Drug/Narcotic Violations         | 37            | 39            | 5.4%          | 3.5                  | 31            | 0                 |
| Drug Equipment Violations        | 5             | 5             | 0.0%          | 0.4                  | 0             | 0                 |
| Gambling Offenses                | 0             | 0             |               | 0.0                  | 0             | 0                 |
| Pornography                      | 1             | 0             | -100.0%       | 0.0                  | 0             | 0                 |
| Prostitution Offenses            | 0             | 0             |               | 0.0                  | 0             | 0                 |
| Weapon Law Violations            | 11            | 17            | 54.5%         | 1.5                  | 10            | 0                 |
| <b>Grand Total</b>               | <b>566</b>    | <b>472</b>    | <b>-16.6%</b> | <b>42.3</b>          | <b>160</b>    | <b>100</b>        |

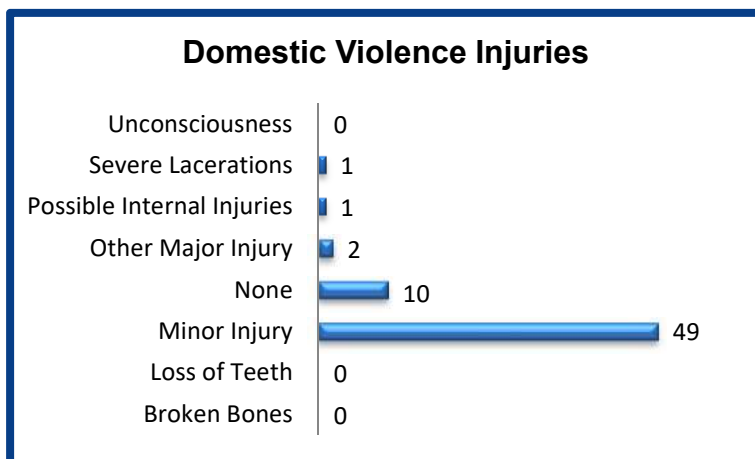
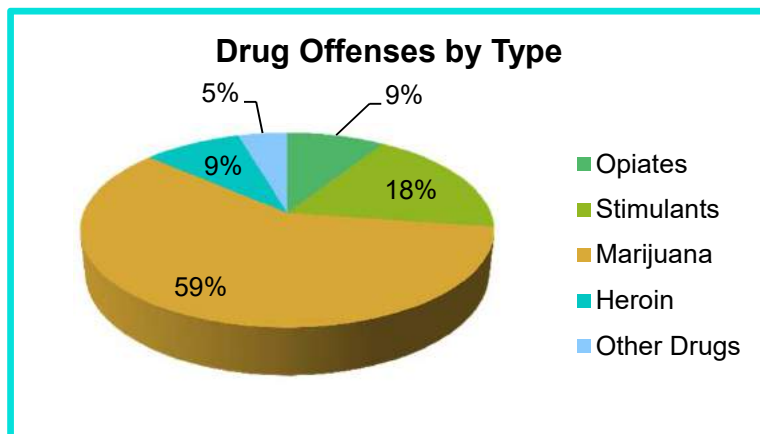
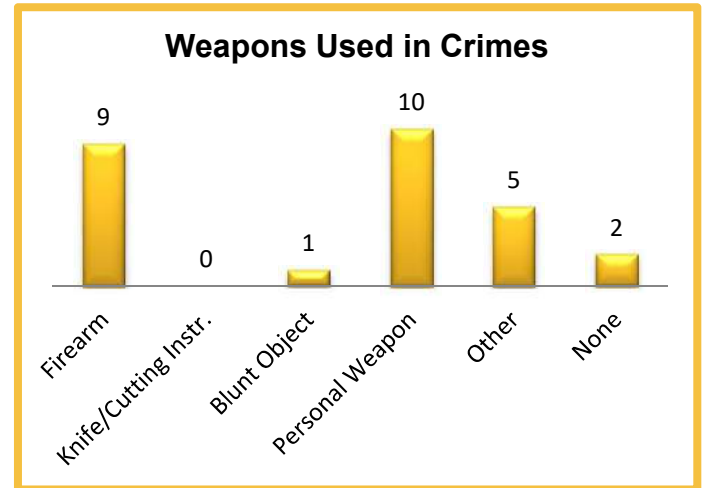
## 2017 Washington NIBRS Submission Agencies

Grandview PD

Continued

### 2017 Group B Arrests

| Offense               | Adult      | Juvenile  |
|-----------------------|------------|-----------|
| Bad Checks            | 0          | 0         |
| Curfew/Vagrancy       | 0          | 0         |
| Disorderly Conduct    | 30         | 7         |
| Drunkenness           | 0          | 0         |
| DUI                   | 38         | 3         |
| Family Offenses       | 2          | 0         |
| Liquor Law Violations | 1          | 0         |
| Peeping Tom           | 0          | 0         |
| Trespass              | 6          | 1         |
| All Other Offenses    | 83         | 4         |
| <b>Total</b>          | <b>160</b> | <b>15</b> |



### 2017 Property Values by Type

| Type                 | Value            |
|----------------------|------------------|
| Seized               | \$49             |
| Burned               | \$50             |
| Counterfeited/Forged | \$20             |
| Destroyed/Damaged    | \$24,463         |
| Recovered            | \$74,773         |
| Stolen               | \$407,643        |
| <b>Total</b>         | <b>\$506,998</b> |

## 2017 Washington NIBRS Submission Agencies

**Granger PD**

Yakima County

Population: 3,905  
Months Reported: 6

**Offense Overview**

Offense Total 66  
# of Cleared Offense 16  
Percent Cleared 24.2%

**Group A Arrest Overview**

Arrest Total 15  
Adult Arrest Total 14  
Juvenile Arrest Total 1

| Group A Offenses                 | Reported 2016 | Reported 2017 | % of Change* | Crime Rate per 1,000 | Total Arrests | DV Offense Totals |
|----------------------------------|---------------|---------------|--------------|----------------------|---------------|-------------------|
| Murder                           | 0             | 0             |              | 0.0                  | 0             | 0                 |
| Manslaughter                     | 0             | 0             |              | 0.0                  | 0             | 0                 |
| Rape                             | 1             | 0             |              | 0.0                  | 0             | 0                 |
| Sodomy                           | 0             | 0             |              | 0.0                  | 0             | 0                 |
| Sexual Assault w/Object          | 0             | 0             |              | 0.0                  | 0             | 0                 |
| Fondling                         | 3             | 0             |              | 0.0                  | 0             | 0                 |
| Aggravated Assault               | 2             | 2             |              | 0.5                  | 1             | 0                 |
| Simple Assault                   | 28            | 9             |              | 2.3                  | 8             | 7                 |
| Intimidation                     | 1             | 1             |              | 0.3                  | 0             | 1                 |
| Kidnapping                       | 0             | 1             |              | 0.3                  | 0             | 0                 |
| Incest                           | 0             | 0             |              | 0.0                  | 0             | 0                 |
| Statutory Rape                   | 0             | 0             |              | 0.0                  | 0             | 0                 |
| Human Trafficking Offenses       | 0             | 0             |              | 0.0                  | 0             | 0                 |
| Violation of No Contact/Protect. | 5             | 6             |              | 1.5                  | 4             | 3                 |
| Robbery                          | 0             | 2             |              | 0.5                  | 1             | 0                 |
| Burglary                         | 24            | 7             |              | 1.8                  | 0             | 0                 |
| Larceny-Theft Offenses           | 69            | 12            |              | 3.1                  | 1             | 0                 |
| Motor Vehicle Theft              | 16            | 12            |              | 3.1                  | 0             | 0                 |
| Arson                            | 1             | 0             |              | 0.0                  | 0             | 0                 |
| Destruction of Property          | 45            | 11            |              | 2.8                  | 0             | 0                 |
| Counterfeiting/Forgery           | 0             | 0             |              | 0.0                  | 0             | 0                 |
| Fraud Offenses                   | 0             | 2             |              | 0.5                  | 0             | 0                 |
| Embezzlement                     | 0             | 0             |              | 0.0                  | 0             | 0                 |
| Extortion/Blackmail              | 0             | 0             |              | 0.0                  | 0             | 0                 |
| Bribery                          | 0             | 0             |              | 0.0                  | 0             | 0                 |
| Stolen Property Offenses         | 0             | 0             |              | 0.0                  | 0             | 0                 |
| Animal Cruelty                   | 0             | 0             |              | 0.0                  | 0             | 0                 |
| Drug/Narcotic Violations         | 0             | 0             |              | 0.0                  | 0             | 0                 |
| Drug Equipment Violations        | 0             | 0             |              | 0.0                  | 0             | 0                 |
| Gambling Offenses                | 0             | 0             |              | 0.0                  | 0             | 0                 |
| Pornography                      | 0             | 0             |              | 0.0                  | 0             | 0                 |
| Prostitution Offenses            | 0             | 0             |              | 0.0                  | 0             | 0                 |
| Weapon Law Violations            | 1             | 1             |              | 0.3                  | 0             | 0                 |
| <b>Grand Total</b>               | <b>196</b>    | <b>66</b>     |              | <b>16.9</b>          | <b>15</b>     | <b>11</b>         |

\* Please see #10 in the NIBRS Individual Agency Page Table Legend on page 80

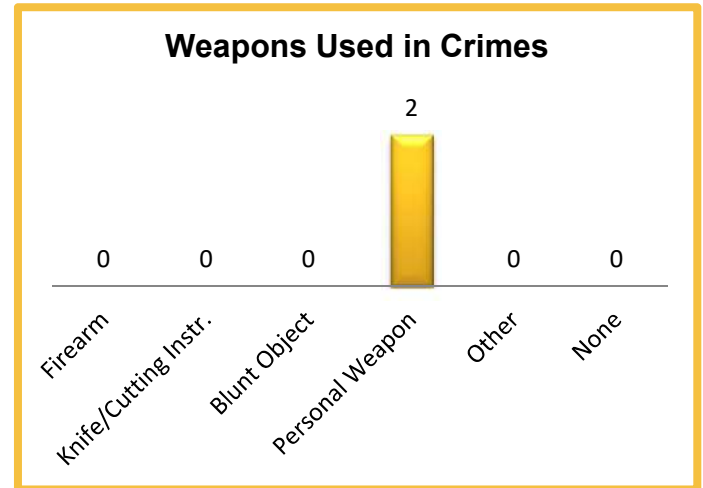
## 2017 Washington NIBRS Submission Agencies

Granger PD

Continued

### 2017 Group B Arrests

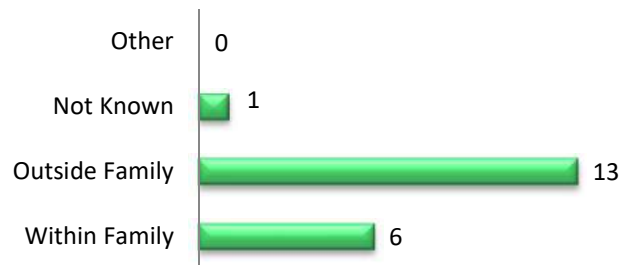
| Offense               | Adult    | Juvenile |
|-----------------------|----------|----------|
| Bad Checks            | 0        | 0        |
| Curfew/Vagrancy       | 0        | 0        |
| Disorderly Conduct    | 0        | 0        |
| Drunkenness           | 0        | 0        |
| DUI                   | 1        | 0        |
| Family Offenses       | 0        | 0        |
| Liquor Law Violations | 0        | 0        |
| Peeping Tom           | 0        | 0        |
| Trespass              | 0        | 0        |
| All Other Offenses    | 3        | 0        |
| <b>Total</b>          | <b>4</b> | <b>0</b> |



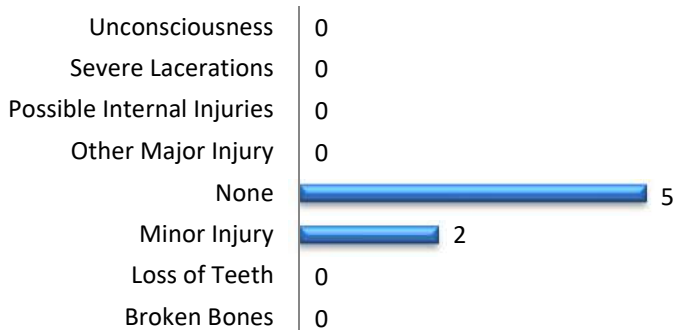
### Drug Offenses by Type

**No Drug Offenses by Type  
Reported**

### Relationship of Victim to Offender



### Domestic Violence Injuries



### 2017 Property Values by Type

| Type                 | Value            |
|----------------------|------------------|
| Seized               | \$0              |
| Burned               | \$0              |
| Counterfeited/Forged | \$0              |
| Destroyed/Damaged    | \$9,600          |
| Recovered            | \$7,905          |
| Stolen               | \$97,571         |
| <b>Total</b>         | <b>\$115,076</b> |

## 2017 Washington NIBRS Submission Agencies

**Mabton PD**

Yakima County

Population: 2,315  
Months Reported: 12

**Offense Overview**

Offense Total 143  
# of Cleared Offense 4  
Percent Cleared 2.8%

**Group A Arrest Overview**

Arrest Total 5  
Adult Arrest Total 5  
Juvenile Arrest Total 0

| Group A Offenses                 | Reported 2016 | Reported 2017 | % of Change   | Crime Rate per 1,000 | Total Arrests | DV Offense Totals |
|----------------------------------|---------------|---------------|---------------|----------------------|---------------|-------------------|
| Murder                           | 0             | 0             |               | 0.0                  | 0             | 0                 |
| Manslaughter                     | 0             | 0             |               | 0.0                  | 0             | 0                 |
| Rape                             | 0             | 0             |               | 0.0                  | 0             | 0                 |
| Sodomy                           | 0             | 0             |               | 0.0                  | 0             | 0                 |
| Sexual Assault w/Object          | 0             | 0             |               | 0.0                  | 0             | 0                 |
| Fondling                         | 0             | 1             |               | 0.4                  | 0             | 1                 |
| Aggravated Assault               | 3             | 4             | 33.3%         | 1.7                  | 0             | 4                 |
| Simple Assault                   | 14            | 29            | 107.1%        | 12.5                 | 1             | 18                |
| Intimidation                     | 3             | 10            | 233.3%        | 4.3                  | 0             | 8                 |
| Kidnapping                       | 0             | 1             |               | 0.4                  | 0             | 1                 |
| Incest                           | 0             | 0             |               | 0.0                  | 0             | 0                 |
| Statutory Rape                   | 0             | 1             |               | 0.4                  | 0             | 0                 |
| Human Trafficking Offenses       | 0             | 0             |               | 0.0                  | 0             | 0                 |
| Violation of No Contact/Protect. | 4             | 7             | 75.0%         | 3.0                  | 0             | 5                 |
| Robbery                          | 0             | 1             |               | 0.4                  | 0             | 1                 |
| Burglary                         | 11            | 27            | 145.5%        | 11.7                 | 0             | 1                 |
| Larceny-Theft Offenses           | 9             | 38            | 322.2%        | 16.4                 | 1             | 2                 |
| Motor Vehicle Theft              | 1             | 6             | 500.0%        | 2.6                  | 0             | 0                 |
| Arson                            | 0             | 0             |               | 0.0                  | 0             | 0                 |
| Destruction of Property          | 12            | 10            | -16.7%        | 4.3                  | 0             | 0                 |
| Counterfeiting/Forgery           | 0             | 1             |               | 0.4                  | 0             | 0                 |
| Fraud Offenses                   | 3             | 3             | 0.0%          | 1.3                  | 0             | 0                 |
| Embezzlement                     | 0             | 0             |               | 0.0                  | 0             | 0                 |
| Extortion/Blackmail              | 0             | 0             |               | 0.0                  | 0             | 0                 |
| Bribery                          | 0             | 0             |               | 0.0                  | 0             | 0                 |
| Stolen Property Offenses         | 0             | 2             |               | 0.9                  | 3             | 0                 |
| Animal Cruelty                   | 0             | 0             |               | 0.0                  | 0             | 0                 |
| Drug/Narcotic Violations         | 3             | 1             | -66.7%        | 0.4                  | 0             | 0                 |
| Drug Equipment Violations        | 2             | 0             | -100.0%       | 0.0                  | 0             | 0                 |
| Gambling Offenses                | 0             | 0             |               | 0.0                  | 0             | 0                 |
| Pornography                      | 0             | 1             |               | 0.4                  | 0             | 0                 |
| Prostitution Offenses            | 0             | 0             |               | 0.0                  | 0             | 0                 |
| Weapon Law Violations            | 0             | 0             |               | 0.0                  | 0             | 0                 |
| <b>Grand Total</b>               | <b>65</b>     | <b>143</b>    | <b>120.0%</b> | <b>61.8</b>          | <b>5</b>      | <b>41</b>         |

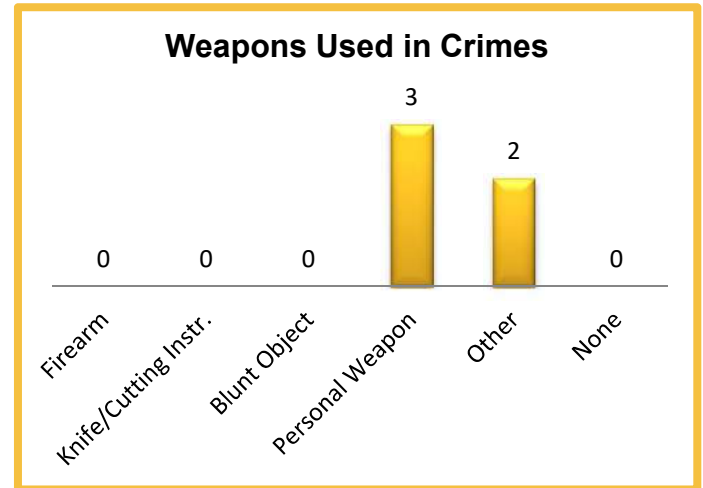
## 2017 Washington NIBRS Submission Agencies

Mabton PD

Continued

### 2017 Group B Arrests

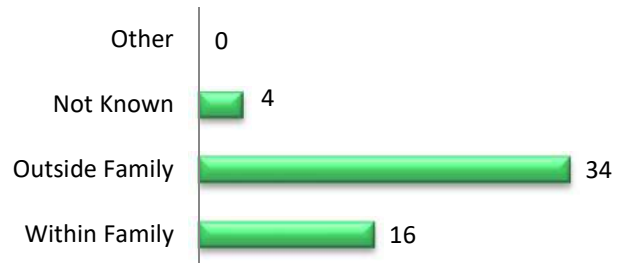
| Offense               | Adult     | Juvenile |
|-----------------------|-----------|----------|
| Bad Checks            | 1         | 0        |
| Curfew/Vagrancy       | 0         | 0        |
| Disorderly Conduct    | 1         | 0        |
| Drunkenness           | 0         | 0        |
| DUI                   | 0         | 0        |
| Family Offenses       | 0         | 0        |
| Liquor Law Violations | 0         | 0        |
| Peeping Tom           | 0         | 0        |
| Trespass              | 6         | 0        |
| All Other Offenses    | 11        | 0        |
| <b>Total</b>          | <b>19</b> | <b>0</b> |



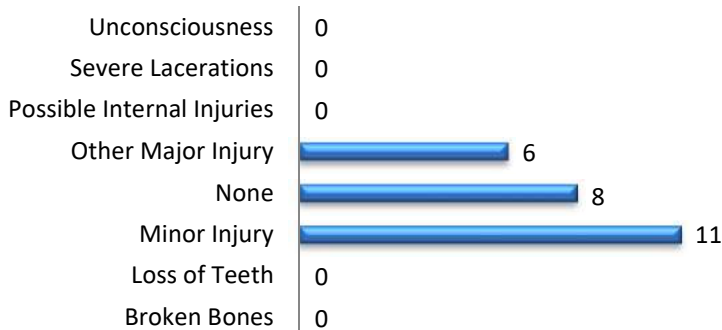
### Drug Offenses by Type

**No Drug Offenses by Type  
Reported**

### Relationship of Victim to Offender



### Domestic Violence Injuries



### 2017 Property Values by Type

| Type                 | Value            |
|----------------------|------------------|
| Seized               | \$0              |
| Burned               | \$0              |
| Counterfeited/Forged | \$740            |
| Destroyed/Damaged    | \$2,960          |
| Recovered            | \$4,715          |
| Stolen               | \$97,714         |
| <b>Total</b>         | <b>\$106,129</b> |

## 2017 Washington NIBRS Submission Agencies

**Moxee PD**

Yakima County

Population: 4,010  
Months Reported: 12

### Offense Overview

Offense Total 113  
# of Cleared Offense 65  
Percent Cleared 57.5%

### Group A Arrest Overview

Arrest Total 59  
Adult Arrest Total 46  
Juvenile Arrest Total 13

| Group A Offenses                 | Reported 2016 | Reported 2017 | % of Change   | Crime Rate per 1,000 | Total Arrests | DV Offense Totals |
|----------------------------------|---------------|---------------|---------------|----------------------|---------------|-------------------|
| Murder                           | 0             | 0             |               | 0.0                  | 0             | 0                 |
| Manslaughter                     | 0             | 0             |               | 0.0                  | 0             | 0                 |
| Rape                             | 1             | 0             | -100.0%       | 0.0                  | 1             | 0                 |
| Sodomy                           | 0             | 2             |               | 0.5                  | 0             | 0                 |
| Sexual Assault w/Object          | 0             | 0             |               | 0.0                  | 0             | 0                 |
| Fondling                         | 4             | 2             | -50.0%        | 0.5                  | 0             | 0                 |
| Aggravated Assault               | 6             | 3             | -50.0%        | 0.7                  | 2             | 2                 |
| Simple Assault                   | 27            | 15            | -44.4%        | 3.7                  | 10            | 10                |
| Intimidation                     | 7             | 10            | 42.9%         | 2.5                  | 5             | 2                 |
| Kidnapping                       | 0             | 0             |               | 0.0                  | 0             | 0                 |
| Incest                           | 0             | 0             |               | 0.0                  | 0             | 0                 |
| Statutory Rape                   | 0             | 0             |               | 0.0                  | 0             | 0                 |
| Human Trafficking Offenses       | 0             | 0             |               | 0.0                  | 0             | 0                 |
| Violation of No Contact/Protect. | 6             | 13            | 116.7%        | 3.2                  | 12            | 9                 |
| Robbery                          | 1             | 0             | -100.0%       | 0.0                  | 0             | 0                 |
| Burglary                         | 11            | 11            | 0.0%          | 2.7                  | 9             | 2                 |
| Larceny-Theft Offenses           | 22            | 14            | -36.4%        | 3.5                  | 8             | 1                 |
| Motor Vehicle Theft              | 3             | 1             | -66.7%        | 0.2                  | 0             | 0                 |
| Arson                            | 0             | 0             |               | 0.0                  | 0             | 0                 |
| Destruction of Property          | 21            | 20            | -4.8%         | 5.0                  | 2             | 0                 |
| Counterfeiting/Forgery           | 1             | 0             | -100.0%       | 0.0                  | 0             | 0                 |
| Fraud Offenses                   | 7             | 9             | 28.6%         | 2.2                  | 1             | 0                 |
| Embezzlement                     | 1             | 1             | 0.0%          | 0.2                  | 1             | 0                 |
| Extortion/Blackmail              | 1             | 0             | -100.0%       | 0.0                  | 0             | 0                 |
| Bribery                          | 0             | 0             |               | 0.0                  | 0             | 0                 |
| Stolen Property Offenses         | 1             | 2             | 100.0%        | 0.5                  | 2             | 0                 |
| Animal Cruelty                   | 0             | 0             |               | 0.0                  | 0             | 0                 |
| Drug/Narcotic Violations         | 4             | 8             | 100.0%        | 2.0                  | 5             | 0                 |
| Drug Equipment Violations        | 1             | 0             | -100.0%       | 0.0                  | 0             | 0                 |
| Gambling Offenses                | 0             | 0             |               | 0.0                  | 0             | 0                 |
| Pornography                      | 0             | 0             |               | 0.0                  | 0             | 0                 |
| Prostitution Offenses            | 0             | 0             |               | 0.0                  | 0             | 0                 |
| Weapon Law Violations            | 4             | 2             | -50.0%        | 0.5                  | 1             | 0                 |
| <b>Grand Total</b>               | <b>129</b>    | <b>113</b>    | <b>-12.4%</b> | <b>28.2</b>          | <b>59</b>     | <b>26</b>         |

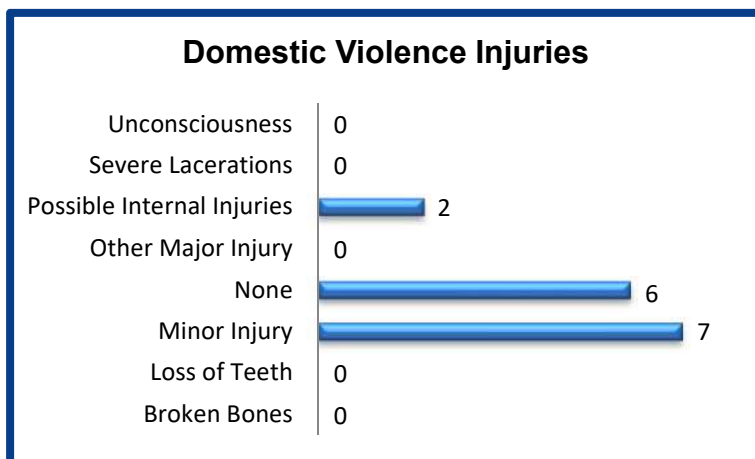
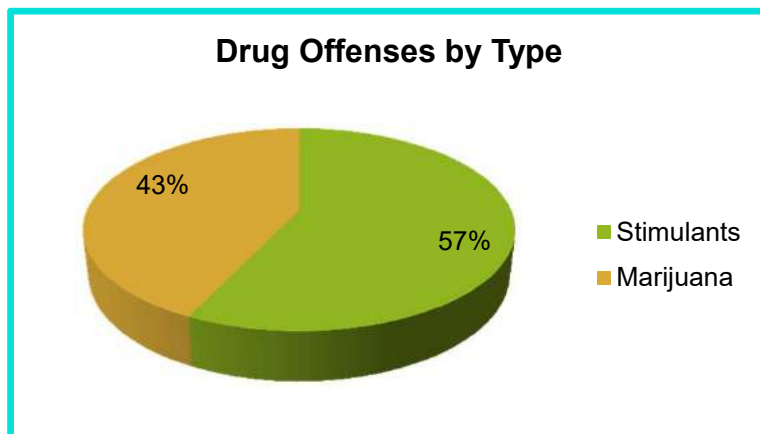
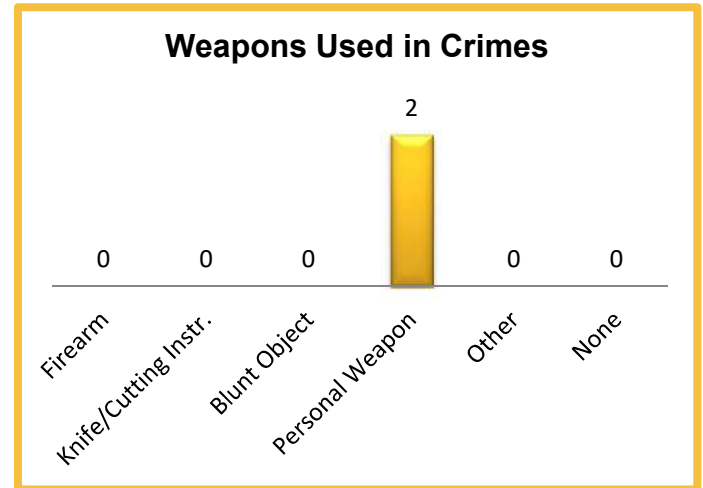
## 2017 Washington NIBRS Submission Agencies

Moxee PD

Continued

### 2017 Group B Arrests

| Offense               | Adult    | Juvenile |
|-----------------------|----------|----------|
| Bad Checks            | 0        | 0        |
| Curfew/Vagrancy       | 0        | 0        |
| Disorderly Conduct    | 0        | 0        |
| Drunkenness           | 0        | 0        |
| DUI                   | 0        | 0        |
| Family Offenses       | 0        | 0        |
| Liquor Law Violations | 0        | 0        |
| Peeping Tom           | 0        | 0        |
| Trespass              | 0        | 0        |
| All Other Offenses    | 0        | 0        |
| <b>Total</b>          | <b>0</b> | <b>0</b> |



### 2017 Property Values by Type

| Type                 | Value           |
|----------------------|-----------------|
| Seized               | \$0             |
| Burned               | \$0             |
| Counterfeited/Forged | \$0             |
| Destroyed/Damaged    | \$24,630        |
| Recovered            | \$4,445         |
| Stolen               | \$18,649        |
| <b>Total</b>         | <b>\$47,724</b> |

## 2017 Washington NIBRS Submission Agencies

**Selah PD**

Yakima County

Population: 7,630  
Months Reported: 12

### Offense Overview

Offense Total 349  
# of Cleared Offense 97  
Percent Cleared 27.8%

### Group A Arrest Overview

Arrest Total 65  
Adult Arrest Total 57  
Juvenile Arrest Total 8

| Group A Offenses                 | Reported 2016 | Reported 2017 | % of Change* | Crime Rate per 1,000 | Total Arrests | DV Offense Totals |
|----------------------------------|---------------|---------------|--------------|----------------------|---------------|-------------------|
| Murder                           | 0             | 0             |              | 0.0                  | 0             | 0                 |
| Manslaughter                     | 0             | 0             |              | 0.0                  | 0             | 0                 |
| Rape                             | 0             | 0             |              | 0.0                  | 0             | 0                 |
| Sodomy                           | 0             | 0             |              | 0.0                  | 0             | 0                 |
| Sexual Assault w/Object          | 0             | 0             |              | 0.0                  | 0             | 0                 |
| Fondling                         | 0             | 7             |              | 0.9                  | 0             | 3                 |
| Aggravated Assault               | 0             | 4             |              | 0.5                  | 1             | 3                 |
| Simple Assault                   | 16            | 46            |              | 6.0                  | 24            | 29                |
| Intimidation                     | 0             | 8             |              | 1.0                  | 0             | 2                 |
| Kidnapping                       | 0             | 0             |              | 0.0                  | 0             | 0                 |
| Incest                           | 0             | 0             |              | 0.0                  | 0             | 0                 |
| Statutory Rape                   | 0             | 0             |              | 0.0                  | 0             | 0                 |
| Human Trafficking Offenses       | 0             | 0             |              | 0.0                  | 0             | 0                 |
| Violation of No Contact/Protect. | 5             | 11            |              | 1.4                  | 10            | 11                |
| Robbery                          | 0             | 2             |              | 0.3                  | 3             | 0                 |
| Burglary                         | 5             | 32            |              | 4.2                  | 5             | 0                 |
| Larceny-Theft Offenses           | 59            | 132           |              | 17.3                 | 10            | 3                 |
| Motor Vehicle Theft              | 8             | 10            |              | 1.3                  | 0             | 0                 |
| Arson                            | 0             | 1             |              | 0.1                  | 0             | 0                 |
| Destruction of Property          | 20            | 71            |              | 9.3                  | 5             | 0                 |
| Counterfeiting/Forgery           | 0             | 5             |              | 0.7                  | 4             | 0                 |
| Fraud Offenses                   | 0             | 13            |              | 1.7                  | 0             | 0                 |
| Embezzlement                     | 0             | 0             |              | 0.0                  | 0             | 0                 |
| Extortion/Blackmail              | 0             | 0             |              | 0.0                  | 0             | 0                 |
| Bribery                          | 0             | 0             |              | 0.0                  | 0             | 0                 |
| Stolen Property Offenses         | 0             | 3             |              | 0.4                  | 2             | 0                 |
| Animal Cruelty                   | 0             | 0             |              | 0.0                  | 0             | 0                 |
| Drug/Narcotic Violations         | 0             | 2             |              | 0.3                  | 1             | 0                 |
| Drug Equipment Violations        | 0             | 0             |              | 0.0                  | 0             | 0                 |
| Gambling Offenses                | 0             | 0             |              | 0.0                  | 0             | 0                 |
| Pornography                      | 0             | 0             |              | 0.0                  | 0             | 0                 |
| Prostitution Offenses            | 0             | 0             |              | 0.0                  | 0             | 0                 |
| Weapon Law Violations            | 0             | 2             |              | 0.3                  | 0             | 0                 |
| <b>Grand Total</b>               | <b>113</b>    | <b>349</b>    |              | <b>45.7</b>          | <b>65</b>     | <b>51</b>         |

\* Please see #10 in the NIBRS Individual Agency Page Table Legend on page 80

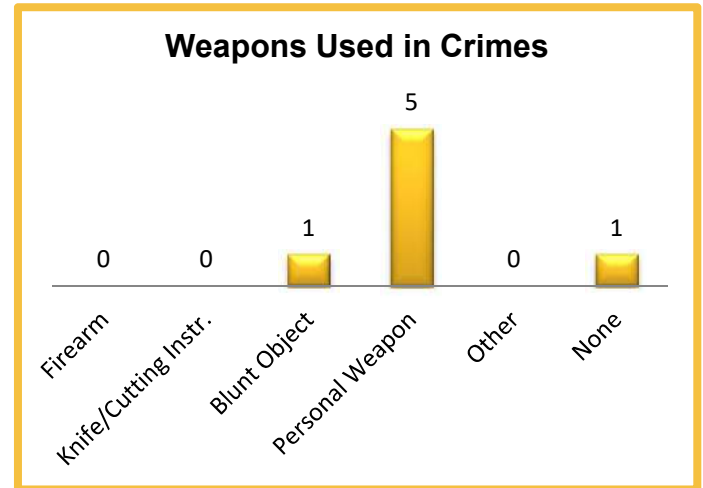
## 2017 Washington NIBRS Submission Agencies

Selah PD

Continued

### 2017 Group B Arrests

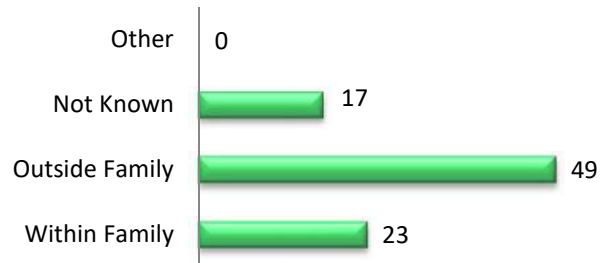
| Offense               | Adult      | Juvenile |
|-----------------------|------------|----------|
| Bad Checks            | 0          | 0        |
| Curfew/Vagrancy       | 0          | 0        |
| Disorderly Conduct    | 16         | 1        |
| Drunkenness           | 0          | 0        |
| DUI                   | 2          | 0        |
| Family Offenses       | 0          | 0        |
| Liquor Law Violations | 3          | 0        |
| Peeping Tom           | 0          | 0        |
| Trespass              | 4          | 1        |
| All Other Offenses    | 136        | 5        |
| <b>Total</b>          | <b>161</b> | <b>7</b> |



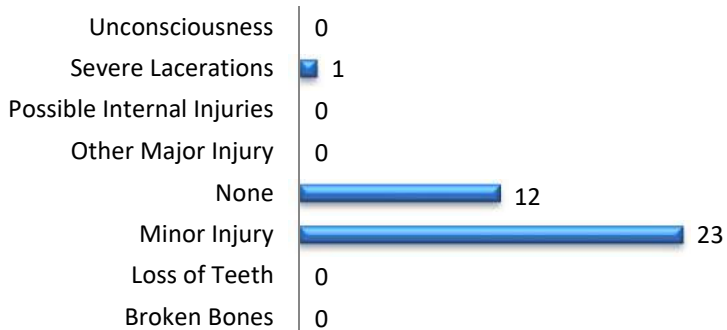
### Drug Offenses by Type

**No Drug Offenses by Type  
Reported**

### Relationship of Victim to Offender



### Domestic Violence Injuries



### 2017 Property Values by Type

| Type                 | Value            |
|----------------------|------------------|
| Seized               | \$0              |
| Burned               | \$200            |
| Counterfeited/Forged | \$5,562          |
| Destroyed/Damaged    | \$32,835         |
| Recovered            | \$51,113         |
| Stolen               | \$221,518        |
| <b>Total</b>         | <b>\$311,228</b> |

## 2017 Washington NIBRS Submission Agencies

**Sunnyside PD**

Yakima County

Population: 16,640  
Months Reported: 12

**Offense Overview**

Offense Total 987  
# of Cleared Offense 309  
Percent Cleared 31.3%

**Group A Arrest Overview**

Arrest Total 287  
Adult Arrest Total 252  
Juvenile Arrest Total 35

| Group A Offenses                 | Reported 2016 | Reported 2017 | % of Change   | Crime Rate per 1,000 | Total Arrests | DV Offense Totals |
|----------------------------------|---------------|---------------|---------------|----------------------|---------------|-------------------|
| Murder                           | 1             | 1             | 0.0%          | 0.1                  | 0             | 1                 |
| Manslaughter                     | 0             | 0             |               | 0.0                  | 0             | 0                 |
| Rape                             | 2             | 8             | 300.0%        | 0.5                  | 2             | 6                 |
| Sodomy                           | 0             | 0             |               | 0.0                  | 0             | 0                 |
| Sexual Assault w/Object          | 0             | 0             |               | 0.0                  | 0             | 0                 |
| Fondling                         | 12            | 24            | 100.0%        | 1.4                  | 1             | 7                 |
| Aggravated Assault               | 14            | 29            | 107.1%        | 1.7                  | 7             | 8                 |
| Simple Assault                   | 180           | 168           | -6.7%         | 10.1                 | 94            | 117               |
| Intimidation                     | 51            | 19            | -62.7%        | 1.1                  | 3             | 6                 |
| Kidnapping                       | 3             | 2             | -33.3%        | 0.1                  | 1             | 1                 |
| Incest                           | 2             | 0             | -100.0%       | 0.0                  | 0             | 0                 |
| Statutory Rape                   | 2             | 0             | -100.0%       | 0.0                  | 0             | 0                 |
| Human Trafficking Offenses       | 0             | 0             |               | 0.0                  | 0             | 0                 |
| Violation of No Contact/Protect. | 71            | 70            | -1.4%         | 4.2                  | 35            | 50                |
| Robbery                          | 6             | 14            | 133.3%        | 0.8                  | 5             | 1                 |
| Burglary                         | 63            | 49            | -22.2%        | 2.9                  | 6             | 2                 |
| Larceny-Theft Offenses           | 325           | 255           | -21.5%        | 15.3                 | 78            | 5                 |
| Motor Vehicle Theft              | 60            | 53            | -11.7%        | 3.2                  | 2             | 1                 |
| Arson                            | 1             | 2             | 100.0%        | 0.1                  | 0             | 0                 |
| Destruction of Property          | 196           | 159           | -18.9%        | 9.6                  | 14            | 0                 |
| Counterfeiting/Forgery           | 15            | 14            | -6.7%         | 0.8                  | 3             | 0                 |
| Fraud Offenses                   | 32            | 36            | 12.5%         | 2.2                  | 0             | 0                 |
| Embezzlement                     | 0             | 0             |               | 0.0                  | 0             | 0                 |
| Extortion/Blackmail              | 0             | 0             |               | 0.0                  | 0             | 0                 |
| Bribery                          | 0             | 0             |               | 0.0                  | 0             | 0                 |
| Stolen Property Offenses         | 9             | 11            | 22.2%         | 0.7                  | 6             | 0                 |
| Animal Cruelty                   | 0             | 0             |               | 0.0                  | 0             | 0                 |
| Drug/Narcotic Violations         | 57            | 28            | -50.9%        | 1.7                  | 13            | 0                 |
| Drug Equipment Violations        | 47            | 16            | -66.0%        | 1.0                  | 6             | 0                 |
| Gambling Offenses                | 0             | 0             |               | 0.0                  | 0             | 0                 |
| Pornography                      | 0             | 2             |               | 0.1                  | 0             | 0                 |
| Prostitution Offenses            | 0             | 0             |               | 0.0                  | 0             | 0                 |
| Weapon Law Violations            | 21            | 27            | 28.6%         | 1.6                  | 11            | 0                 |
| <b>Grand Total</b>               | <b>1,170</b>  | <b>987</b>    | <b>-15.6%</b> | <b>59.3</b>          | <b>287</b>    | <b>205</b>        |

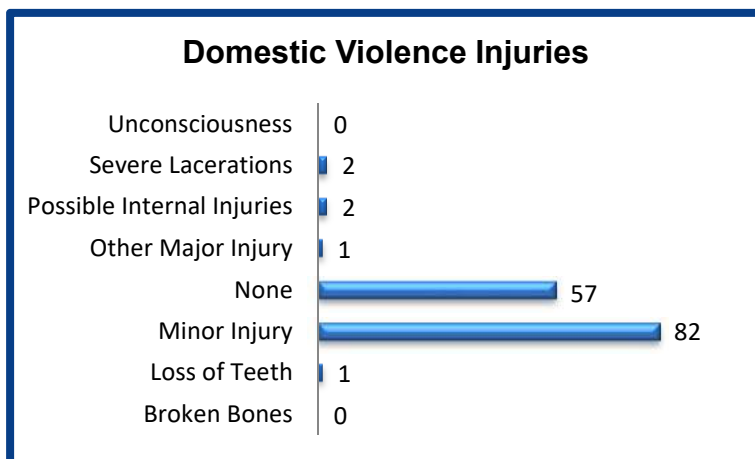
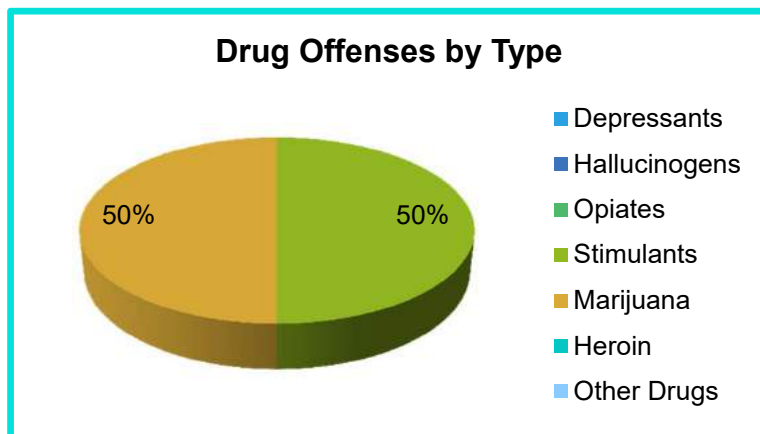
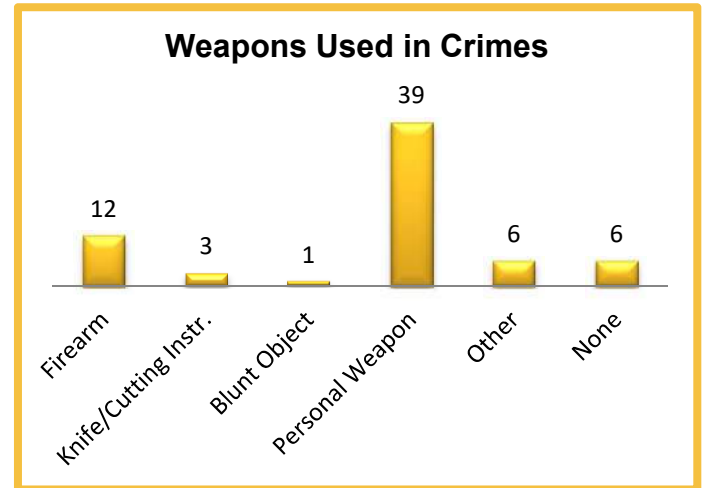
## 2017 Washington NIBRS Submission Agencies

Sunnyside PD

Continued

### 2017 Group B Arrests

| Offense               | Adult      | Juvenile |
|-----------------------|------------|----------|
| Bad Checks            | 0          | 0        |
| Curfew/Vagrancy       | 0          | 0        |
| Disorderly Conduct    | 16         | 0        |
| Drunkenness           | 0          | 0        |
| DUI                   | 64         | 0        |
| Family Offenses       | 0          | 0        |
| Liquor Law Violations | 5          | 1        |
| Peeping Tom           | 1          | 0        |
| Trespass              | 35         | 1        |
| All Other Offenses    | 9          | 1        |
| <b>Total</b>          | <b>130</b> | <b>3</b> |



### 2017 Property Values by Type

| Type                 | Value            |
|----------------------|------------------|
| Seized               | \$6              |
| Burned               | \$10,050         |
| Counterfeited/Forged | \$25,633         |
| Destroyed/Damaged    | \$161,482        |
| Recovered            | \$135,384        |
| Stolen               | \$554,932        |
| <b>Total</b>         | <b>\$887,487</b> |

## 2017 Washington NIBRS Submission Agencies

**Tieton PD**

Yakima County

Population: 1,300  
Months Reported: 9

**Offense Overview**

Offense Total 14  
# of Cleared Offense 5  
Percent Cleared 35.7%

**Group A Arrest Overview**

Arrest Total 4  
Adult Arrest Total 4  
Juvenile Arrest Total 0

| Group A Offenses                 | Reported 2016 | Reported 2017 | % of Change* | Crime Rate per 1,000 | Total Arrests | DV Offense Totals |
|----------------------------------|---------------|---------------|--------------|----------------------|---------------|-------------------|
| Murder                           | 0             | 0             |              | 0.0                  | 0             | 0                 |
| Manslaughter                     | 0             | 0             |              | 0.0                  | 0             | 0                 |
| Rape                             | 0             | 0             |              | 0.0                  | 0             | 0                 |
| Sodomy                           | 0             | 0             |              | 0.0                  | 0             | 0                 |
| Sexual Assault w/Object          | 0             | 0             |              | 0.0                  | 0             | 0                 |
| Fondling                         | 1             | 0             |              | 0.0                  | 0             | 0                 |
| Aggravated Assault               | 0             | 0             |              | 0.0                  | 0             | 0                 |
| Simple Assault                   | 6             | 5             |              | 3.8                  | 3             | 3                 |
| Intimidation                     | 1             | 0             |              | 0.0                  | 0             | 0                 |
| Kidnapping                       | 0             | 0             |              | 0.0                  | 0             | 0                 |
| Incest                           | 0             | 0             |              | 0.0                  | 0             | 0                 |
| Statutory Rape                   | 0             | 0             |              | 0.0                  | 0             | 0                 |
| Human Trafficking Offenses       | 0             | 0             |              | 0.0                  | 0             | 0                 |
| Violation of No Contact/Protect. | 6             | 0             |              | 0.0                  | 0             | 0                 |
| Robbery                          | 0             | 0             |              | 0.0                  | 0             | 0                 |
| Burglary                         | 3             | 2             |              | 1.5                  | 0             | 0                 |
| Larceny-Theft Offenses           | 12            | 3             |              | 2.3                  | 0             | 0                 |
| Motor Vehicle Theft              | 3             | 1             |              | 0.8                  | 0             | 0                 |
| Arson                            | 0             | 0             |              | 0.0                  | 0             | 0                 |
| Destruction of Property          | 8             | 3             |              | 2.3                  | 1             | 0                 |
| Counterfeiting/Forgery           | 0             | 0             |              | 0.0                  | 0             | 0                 |
| Fraud Offenses                   | 0             | 0             |              | 0.0                  | 0             | 0                 |
| Embezzlement                     | 0             | 0             |              | 0.0                  | 0             | 0                 |
| Extortion/Blackmail              | 0             | 0             |              | 0.0                  | 0             | 0                 |
| Bribery                          | 0             | 0             |              | 0.0                  | 0             | 0                 |
| Stolen Property Offenses         | 0             | 0             |              | 0.0                  | 0             | 0                 |
| Animal Cruelty                   | 0             | 0             |              | 0.0                  | 0             | 0                 |
| Drug/Narcotic Violations         | 2             | 0             |              | 0.0                  | 0             | 0                 |
| Drug Equipment Violations        | 0             | 0             |              | 0.0                  | 0             | 0                 |
| Gambling Offenses                | 0             | 0             |              | 0.0                  | 0             | 0                 |
| Pornography                      | 0             | 0             |              | 0.0                  | 0             | 0                 |
| Prostitution Offenses            | 0             | 0             |              | 0.0                  | 0             | 0                 |
| Weapon Law Violations            | 0             | 0             |              | 0.0                  | 0             | 0                 |
| <b>Grand Total</b>               | <b>42</b>     | <b>14</b>     |              | <b>10.8</b>          | <b>4</b>      | <b>3</b>          |

\* Please see #10 in the NIBRS Individual Agency Page Table Legend on page 80

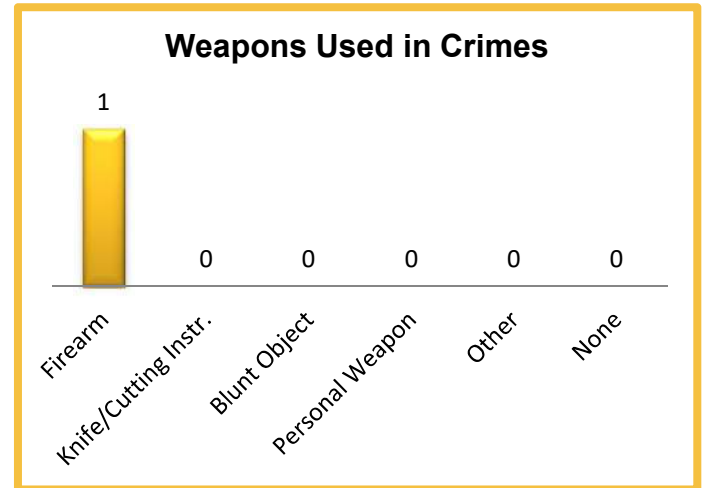
## 2017 Washington NIBRS Submission Agencies

Tieton PD

Continued

### 2017 Group B Arrests

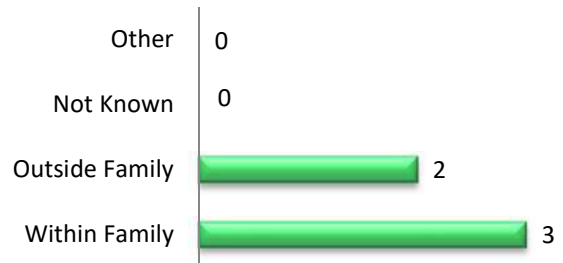
| Offense               | Adult    | Juvenile |
|-----------------------|----------|----------|
| Bad Checks            | 0        | 0        |
| Curfew/Vagrancy       | 0        | 0        |
| Disorderly Conduct    | 1        | 0        |
| Drunkenness           | 0        | 0        |
| DUI                   | 0        | 0        |
| Family Offenses       | 0        | 0        |
| Liquor Law Violations | 0        | 0        |
| Peeping Tom           | 0        | 0        |
| Trespass              | 0        | 0        |
| All Other Offenses    | 5        | 0        |
| <b>Total</b>          | <b>6</b> | <b>0</b> |



### Drug Offenses by Type

**No Drug Offenses by Type  
Reported**

### Relationship of Victim to Offender



### Domestic Violence Injuries

|                            |   |
|----------------------------|---|
| Unconsciousness            | 0 |
| Severe Lacerations         | 0 |
| Possible Internal Injuries | 0 |
| Other Major Injury         | 0 |
| None                       | 3 |
| Minor Injury               | 0 |
| Loss of Teeth              | 0 |
| Broken Bones               | 0 |

### 2017 Property Values by Type

| Type                 | Value           |
|----------------------|-----------------|
| Seized               | \$0             |
| Burned               | \$0             |
| Counterfeited/Forged | \$0             |
| Destroyed/Damaged    | \$1,300         |
| Recovered            | \$1,432         |
| Stolen               | \$24,782        |
| <b>Total</b>         | <b>\$27,514</b> |

## 2017 Washington NIBRS Submission Agencies

**Toppenish PD**

Yakima County

Population: 9,085  
Months Reported: 12

**Offense Overview**

Offense Total 891  
# of Cleared Offense 368  
Percent Cleared 41.3%

**Group A Arrest Overview**

Arrest Total 299  
Adult Arrest Total 285  
Juvenile Arrest Total 14

| Group A Offenses                 | Reported 2016 | Reported 2017 | % of Change  | Crime Rate per 1,000 | Total Arrests | DV Offense Totals |
|----------------------------------|---------------|---------------|--------------|----------------------|---------------|-------------------|
| Murder                           | 0             | 3             |              | 0.3                  | 1             | 0                 |
| Manslaughter                     | 0             | 0             |              | 0.0                  | 0             | 0                 |
| Rape                             | 5             | 1             | -80.0%       | 0.1                  | 1             | 1                 |
| Sodomy                           | 0             | 1             |              | 0.1                  | 0             | 0                 |
| Sexual Assault w/Object          | 0             | 0             |              | 0.0                  | 0             | 0                 |
| Fondling                         | 1             | 7             | 600.0%       | 0.8                  | 2             | 5                 |
| Aggravated Assault               | 17            | 15            | -11.8%       | 1.7                  | 10            | 3                 |
| Simple Assault                   | 95            | 75            | -21.1%       | 8.3                  | 64            | 50                |
| Intimidation                     | 12            | 12            | 0.0%         | 1.3                  | 8             | 1                 |
| Kidnapping                       | 3             | 2             | -33.3%       | 0.2                  | 2             | 1                 |
| Incest                           | 0             | 0             |              | 0.0                  | 0             | 0                 |
| Statutory Rape                   | 0             | 0             |              | 0.0                  | 0             | 0                 |
| Human Trafficking Offenses       | 0             | 0             |              | 0.0                  | 0             | 0                 |
| Violation of No Contact/Protect. | 29            | 42            | 44.8%        | 4.6                  | 30            | 42                |
| Robbery                          | 13            | 10            | -23.1%       | 1.1                  | 3             | 0                 |
| Burglary                         | 97            | 88            | -9.3%        | 9.7                  | 12            | 0                 |
| Larceny-Theft Offenses           | 312           | 224           | -28.2%       | 24.7                 | 56            | 3                 |
| Motor Vehicle Theft              | 84            | 73            | -13.1%       | 8.0                  | 3             | 0                 |
| Arson                            | 1             | 3             | 200.0%       | 0.3                  | 2             | 0                 |
| Destruction of Property          | 206           | 138           | -33.0%       | 15.2                 | 19            | 0                 |
| Counterfeiting/Forgery           | 4             | 11            | 175.0%       | 1.2                  | 3             | 0                 |
| Fraud Offenses                   | 10            | 24            | 140.0%       | 2.6                  | 0             | 0                 |
| Embezzlement                     | 0             | 0             |              | 0.0                  | 0             | 0                 |
| Extortion/Blackmail              | 0             | 0             |              | 0.0                  | 0             | 0                 |
| Bribery                          | 0             | 0             |              | 0.0                  | 0             | 0                 |
| Stolen Property Offenses         | 2             | 18            | 800.0%       | 2.0                  | 14            | 0                 |
| Animal Cruelty                   | 0             | 0             |              | 0.0                  | 0             | 0                 |
| Drug/Narcotic Violations         | 17            | 37            | 117.6%       | 4.1                  | 26            | 0                 |
| Drug Equipment Violations        | 34            | 48            | 41.2%        | 5.3                  | 34            | 0                 |
| Gambling Offenses                | 0             | 0             |              | 0.0                  | 0             | 0                 |
| Pornography                      | 0             | 1             |              | 0.1                  | 1             | 0                 |
| Prostitution Offenses            | 0             | 0             |              | 0.0                  | 0             | 0                 |
| Weapon Law Violations            | 34            | 58            | 70.6%        | 6.4                  | 8             | 0                 |
| <b>Grand Total</b>               | <b>976</b>    | <b>891</b>    | <b>-8.7%</b> | <b>98.1</b>          | <b>299</b>    | <b>106</b>        |

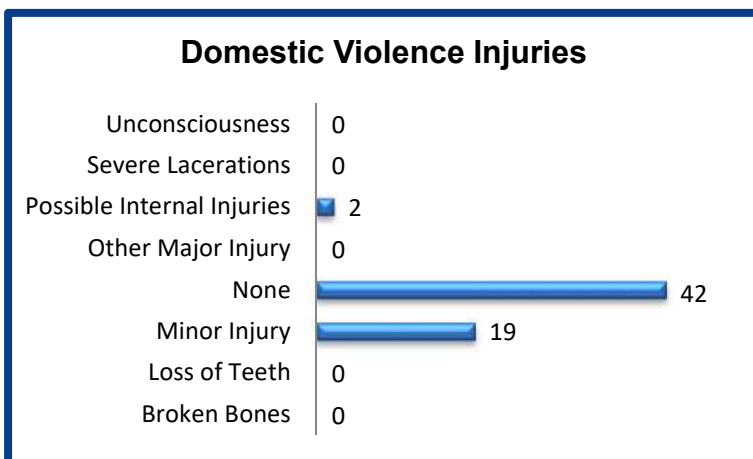
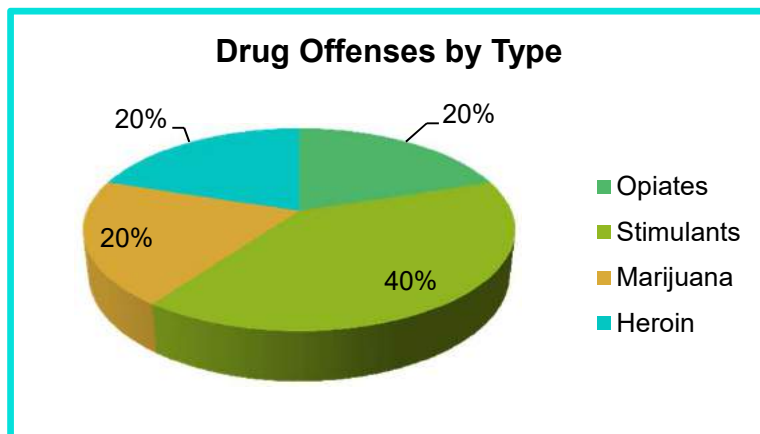
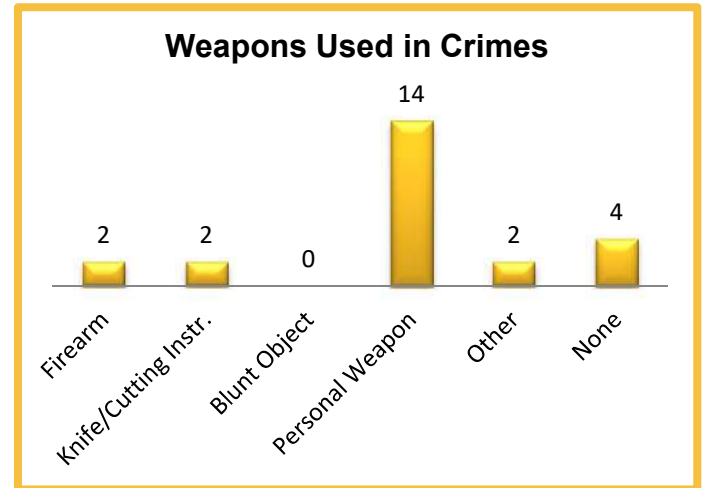
## 2017 Washington NIBRS Submission Agencies

Toppenish PD

Continued

### 2017 Group B Arrests

| Offense               | Adult      | Juvenile  |
|-----------------------|------------|-----------|
| Bad Checks            | 0          | 0         |
| Curfew/Vagrancy       | 0          | 0         |
| Disorderly Conduct    | 45         | 7         |
| Drunkenness           | 0          | 0         |
| DUI                   | 37         | 0         |
| Family Offenses       | 1          | 0         |
| Liquor Law Violations | 7          | 1         |
| Peeping Tom           | 0          | 0         |
| Trespass              | 17         | 1         |
| All Other Offenses    | 175        | 6         |
| <b>Total</b>          | <b>282</b> | <b>15</b> |



### 2017 Property Values by Type

| Type                 | Value            |
|----------------------|------------------|
| Seized               | \$5,807          |
| Burned               | \$20,035         |
| Counterfeited/Forged | \$2,250          |
| Destroyed/Damaged    | \$47,660         |
| Recovered            | \$268,597        |
| Stolen               | \$452,550        |
| <b>Total</b>         | <b>\$796,899</b> |

## 2017 Washington NIBRS Submission Agencies

**Union Gap PD**

Yakima County

Population: 6,220  
Months Reported: 12

**Offense Overview**

Offense Total 1,066  
# of Cleared Offense 608  
Percent Cleared 57.0%

**Group A Arrest Overview**

Arrest Total 634  
Adult Arrest Total 528  
Juvenile Arrest Total 106

| Group A Offenses                 | Reported 2016 | Reported 2017 | % of Change  | Crime Rate per 1,000 | Total Arrests | DV Offense Totals |
|----------------------------------|---------------|---------------|--------------|----------------------|---------------|-------------------|
| Murder                           | 1             | 0             | -100.0%      | 0.0                  | 0             | 0                 |
| Manslaughter                     | 0             | 0             |              | 0.0                  | 0             | 0                 |
| Rape                             | 3             | 1             | -66.7%       | 0.2                  | 0             | 0                 |
| Sodomy                           | 0             | 0             |              | 0.0                  | 0             | 0                 |
| Sexual Assault w/Object          | 0             | 0             |              | 0.0                  | 0             | 0                 |
| Fondling                         | 6             | 4             | -33.3%       | 0.6                  | 0             | 1                 |
| Aggravated Assault               | 6             | 9             | 50.0%        | 1.4                  | 8             | 1                 |
| Simple Assault                   | 77            | 83            | 7.8%         | 13.3                 | 74            | 68                |
| Intimidation                     | 10            | 4             | -60.0%       | 0.6                  | 1             | 0                 |
| Kidnapping                       | 2             | 1             | -50.0%       | 0.2                  | 1             | 1                 |
| Incest                           | 0             | 0             |              | 0.0                  | 0             | 0                 |
| Statutory Rape                   | 0             | 1             |              | 0.2                  | 0             | 0                 |
| Human Trafficking Offenses       | 0             | 0             |              | 0.0                  | 0             | 0                 |
| Violation of No Contact/Protect. | 40            | 47            | 17.5%        | 7.6                  | 34            | 45                |
| Robbery                          | 12            | 12            | 0.0%         | 1.9                  | 11            | 0                 |
| Burglary                         | 45            | 54            | 20.0%        | 8.7                  | 16            | 0                 |
| Larceny-Theft Offenses           | 640           | 579           | -9.5%        | 93.1                 | 441           | 1                 |
| Motor Vehicle Theft              | 38            | 42            | 10.5%        | 6.8                  | 4             | 0                 |
| Arson                            | 0             | 0             |              | 0.0                  | 0             | 0                 |
| Destruction of Property          | 185           | 149           | -19.5%       | 24.0                 | 10            | 0                 |
| Counterfeiting/Forgery           | 2             | 10            | 400.0%       | 1.6                  | 2             | 0                 |
| Fraud Offenses                   | 21            | 24            | 14.3%        | 3.9                  | 2             | 0                 |
| Embezzlement                     | 1             | 1             | 0.0%         | 0.2                  | 0             | 0                 |
| Extortion/Blackmail              | 0             | 0             |              | 0.0                  | 0             | 0                 |
| Bribery                          | 0             | 0             |              | 0.0                  | 0             | 0                 |
| Stolen Property Offenses         | 11            | 11            | 0.0%         | 1.8                  | 10            | 0                 |
| Animal Cruelty                   | 0             | 0             |              | 0.0                  | 0             | 0                 |
| Drug/Narcotic Violations         | 21            | 20            | -4.8%        | 3.2                  | 12            | 0                 |
| Drug Equipment Violations        | 12            | 5             | -58.3%       | 0.8                  | 3             | 0                 |
| Gambling Offenses                | 0             | 0             |              | 0.0                  | 0             | 0                 |
| Pornography                      | 0             | 0             |              | 0.0                  | 0             | 0                 |
| Prostitution Offenses            | 0             | 0             |              | 0.0                  | 0             | 0                 |
| Weapon Law Violations            | 8             | 9             | 12.5%        | 1.4                  | 5             | 0                 |
| <b>Grand Total</b>               | <b>1,141</b>  | <b>1,066</b>  | <b>-6.6%</b> | <b>171.4</b>         | <b>634</b>    | <b>117</b>        |

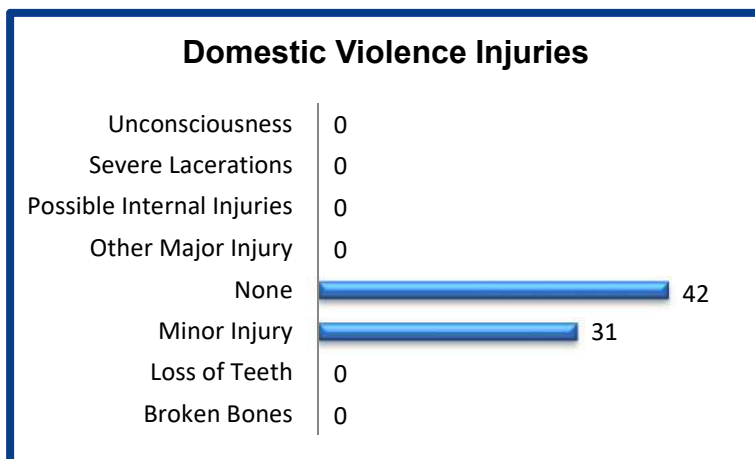
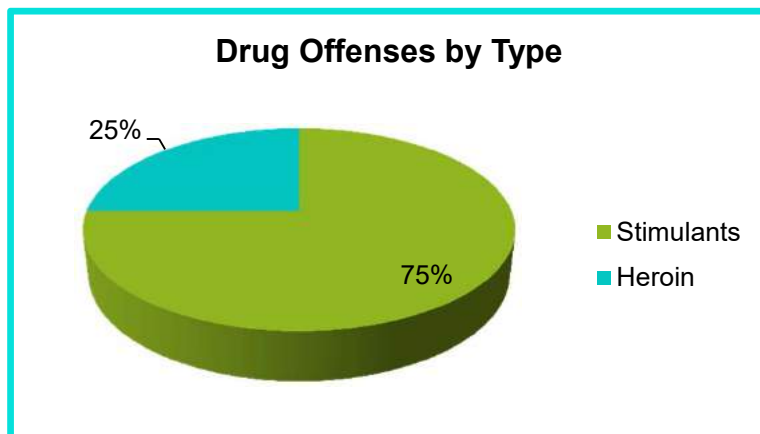
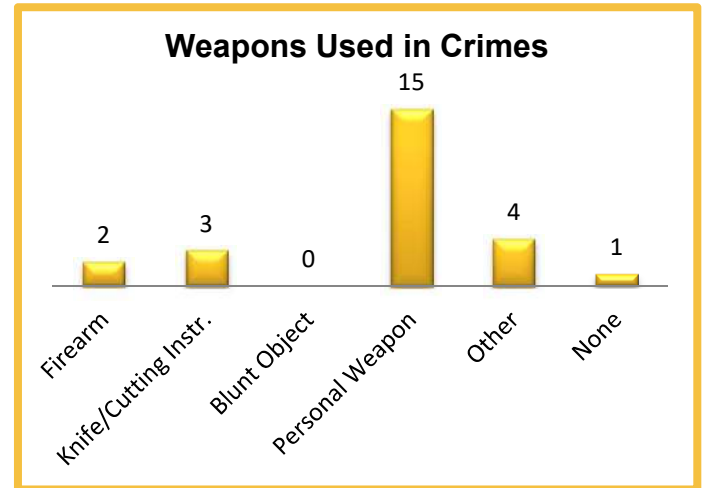
## 2017 Washington NIBRS Submission Agencies

Union Gap PD

Continued

### 2017 Group B Arrests

| Offense               | Adult      | Juvenile |
|-----------------------|------------|----------|
| Bad Checks            | 0          | 0        |
| Curfew/Vagrancy       | 0          | 0        |
| Disorderly Conduct    | 11         | 0        |
| Drunkenness           | 0          | 0        |
| DUI                   | 34         | 0        |
| Family Offenses       | 0          | 0        |
| Liquor Law Violations | 1          | 0        |
| Peeping Tom           | 0          | 0        |
| Trespass              | 13         | 0        |
| All Other Offenses    | 50         | 2        |
| <b>Total</b>          | <b>109</b> | <b>2</b> |



### 2017 Property Values by Type

| Type                 | Value              |
|----------------------|--------------------|
| Seized               | \$171              |
| Burned               | \$0                |
| Counterfeited/Forged | \$2,567            |
| Destroyed/Damaged    | \$216,732          |
| Recovered            | \$246,161          |
| Stolen               | \$844,545          |
| <b>Total</b>         | <b>\$1,310,176</b> |

## 2017 Washington NIBRS Submission Agencies

**Wapato PD**

Yakima County

Population: 5,040  
Months Reported: 12

### Offense Overview

Offense Total 287  
# of Cleared Offense 51  
Percent Cleared 17.8%

### Group A Arrest Overview

Arrest Total 36  
Adult Arrest Total 36  
Juvenile Arrest Total 0

| Group A Offenses                 | Reported 2016 | Reported 2017 | % of Change   | Crime Rate per 1,000 | Total Arrests | DV Offense Totals |
|----------------------------------|---------------|---------------|---------------|----------------------|---------------|-------------------|
| Murder                           | 0             | 0             |               | 0.0                  | 0             | 0                 |
| Manslaughter                     | 0             | 0             |               | 0.0                  | 0             | 0                 |
| Rape                             | 1             | 0             | -100.0%       | 0.0                  | 0             | 0                 |
| Sodomy                           | 0             | 0             |               | 0.0                  | 0             | 0                 |
| Sexual Assault w/Object          | 0             | 0             |               | 0.0                  | 0             | 0                 |
| Fondling                         | 4             | 1             | -75.0%        | 0.2                  | 0             | 0                 |
| Aggravated Assault               | 7             | 3             | -57.1%        | 0.6                  | 0             | 1                 |
| Simple Assault                   | 45            | 42            | -6.7%         | 8.3                  | 18            | 24                |
| Intimidation                     | 13            | 7             | -46.2%        | 1.4                  | 0             | 3                 |
| Kidnapping                       | 0             | 0             |               | 0.0                  | 0             | 0                 |
| Incest                           | 0             | 0             |               | 0.0                  | 0             | 0                 |
| Statutory Rape                   | 0             | 0             |               | 0.0                  | 0             | 0                 |
| Human Trafficking Offenses       | 0             | 0             |               | 0.0                  | 0             | 0                 |
| Violation of No Contact/Protect. | 17            | 23            | 35.3%         | 4.6                  | 11            | 19                |
| Robbery                          | 4             | 2             | -50.0%        | 0.4                  | 0             | 0                 |
| Burglary                         | 30            | 37            | 23.3%         | 7.3                  | 0             | 0                 |
| Larceny-Theft Offenses           | 96            | 56            | -41.7%        | 11.1                 | 4             | 1                 |
| Motor Vehicle Theft              | 58            | 54            | -6.9%         | 10.7                 | 0             | 0                 |
| Arson                            | 0             | 0             |               | 0.0                  | 0             | 0                 |
| Destruction of Property          | 48            | 47            | -2.1%         | 9.3                  | 2             | 0                 |
| Counterfeiting/Forgery           | 2             | 1             | -50.0%        | 0.2                  | 0             | 0                 |
| Fraud Offenses                   | 7             | 2             | -71.4%        | 0.4                  | 0             | 0                 |
| Embezzlement                     | 0             | 0             |               | 0.0                  | 0             | 0                 |
| Extortion/Blackmail              | 0             | 0             |               | 0.0                  | 0             | 0                 |
| Bribery                          | 0             | 1             |               | 0.2                  | 0             | 0                 |
| Stolen Property Offenses         | 0             | 2             |               | 0.4                  | 0             | 0                 |
| Animal Cruelty                   | 0             | 0             |               | 0.0                  | 0             | 0                 |
| Drug/Narcotic Violations         | 5             | 7             | 40.0%         | 1.4                  | 1             | 0                 |
| Drug Equipment Violations        | 1             | 0             | -100.0%       | 0.0                  | 0             | 0                 |
| Gambling Offenses                | 0             | 0             |               | 0.0                  | 0             | 0                 |
| Pornography                      | 0             | 0             |               | 0.0                  | 0             | 0                 |
| Prostitution Offenses            | 0             | 0             |               | 0.0                  | 0             | 0                 |
| Weapon Law Violations            | 5             | 2             | -60.0%        | 0.4                  | 0             | 0                 |
| <b>Grand Total</b>               | <b>343</b>    | <b>287</b>    | <b>-16.3%</b> | <b>56.9</b>          | <b>36</b>     | <b>48</b>         |

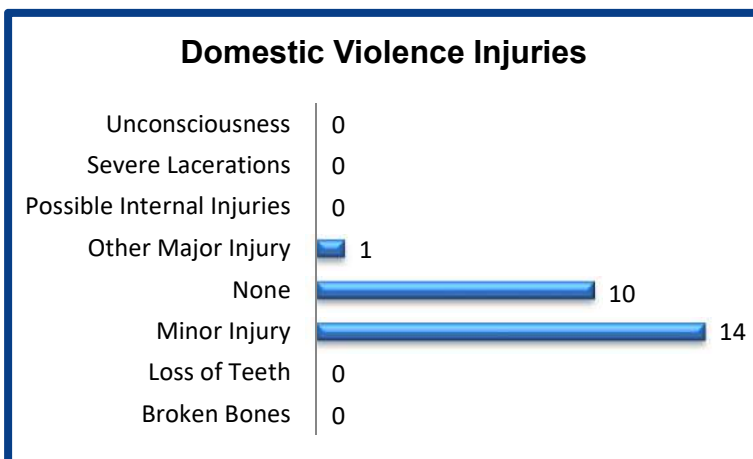
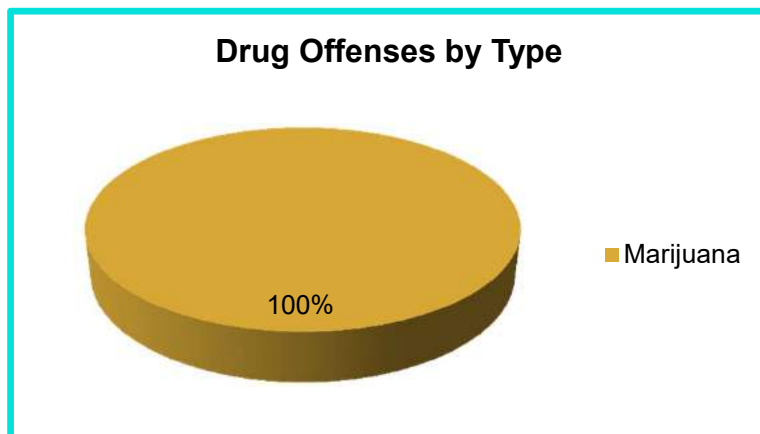
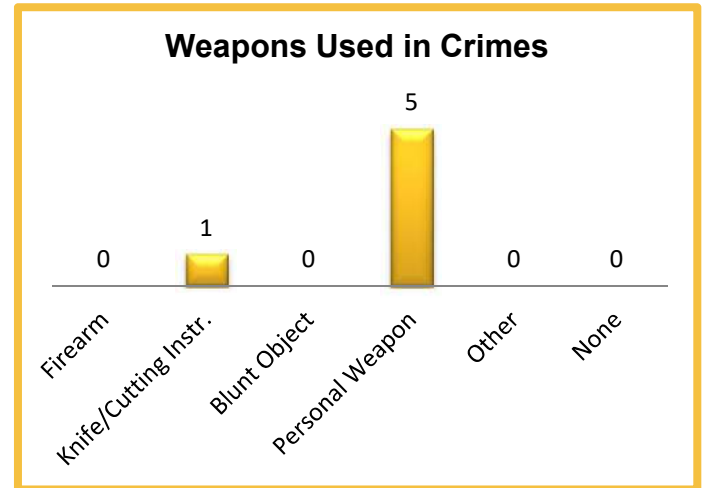
## 2017 Washington NIBRS Submission Agencies

Wapato PD

Continued

### 2017 Group B Arrests

| Offense               | Adult     | Juvenile |
|-----------------------|-----------|----------|
| Bad Checks            | 0         | 0        |
| Curfew/Vagrancy       | 1         | 0        |
| Disorderly Conduct    | 11        | 0        |
| Drunkenness           | 0         | 0        |
| DUI                   | 13        | 0        |
| Family Offenses       | 1         | 0        |
| Liquor Law Violations | 0         | 0        |
| Peeping Tom           | 0         | 0        |
| Trespass              | 4         | 0        |
| All Other Offenses    | 66        | 0        |
| <b>Total</b>          | <b>96</b> | <b>0</b> |



### 2017 Property Values by Type

| Type                 | Value            |
|----------------------|------------------|
| Seized               | \$0              |
| Burned               | \$0              |
| Counterfeited/Forged | \$1              |
| Destroyed/Damaged    | \$55,179         |
| Recovered            | \$70,297         |
| Stolen               | \$387,334        |
| <b>Total</b>         | <b>\$512,811</b> |

## 2017 Washington NIBRS Submission Agencies

### Yakima LEAD Task Force

Yakima County

Population: 0  
Months Reported: 12

#### Offense Overview

Offense Total 34  
# of Cleared Offense 8  
Percent Cleared 23.5%

#### Group A Arrest Overview

Arrest Total 0  
Adult Arrest Total 0  
Juvenile Arrest Total 0

| Group A Offenses                 | Reported 2016 | Reported 2017 | % of Change   | Crime Rate per 1,000 | Total Arrests | DV Offense Totals |
|----------------------------------|---------------|---------------|---------------|----------------------|---------------|-------------------|
| Murder                           | 0             | 0             |               | 0.0                  | 0             | 0                 |
| Manslaughter                     | 0             | 0             |               | 0.0                  | 0             | 0                 |
| Rape                             | 0             | 0             |               | 0.0                  | 0             | 0                 |
| Sodomy                           | 0             | 0             |               | 0.0                  | 0             | 0                 |
| Sexual Assault w/Object          | 0             | 0             |               | 0.0                  | 0             | 0                 |
| Fondling                         | 0             | 0             |               | 0.0                  | 0             | 0                 |
| Aggravated Assault               | 0             | 0             |               | 0.0                  | 0             | 0                 |
| Simple Assault                   | 0             | 0             |               | 0.0                  | 0             | 0                 |
| Intimidation                     | 0             | 1             |               | 0.0                  | 0             | 0                 |
| Kidnapping                       | 0             | 0             |               | 0.0                  | 0             | 0                 |
| Incest                           | 0             | 0             |               | 0.0                  | 0             | 0                 |
| Statutory Rape                   | 0             | 0             |               | 0.0                  | 0             | 0                 |
| Human Trafficking Offenses       | 0             | 0             |               | 0.0                  | 0             | 0                 |
| Violation of No Contact/Protect. | 0             | 0             |               | 0.0                  | 0             | 0                 |
| Robbery                          | 0             | 0             |               | 0.0                  | 0             | 0                 |
| Burglary                         | 0             | 0             |               | 0.0                  | 0             | 0                 |
| Larceny-Theft Offenses           | 1             | 0             | -100.0%       | 0.0                  | 0             | 0                 |
| Motor Vehicle Theft              | 0             | 0             |               | 0.0                  | 0             | 0                 |
| Arson                            | 0             | 0             |               | 0.0                  | 0             | 0                 |
| Destruction of Property          | 0             | 0             |               | 0.0                  | 0             | 0                 |
| Counterfeiting/Forgery           | 0             | 0             |               | 0.0                  | 0             | 0                 |
| Fraud Offenses                   | 1             | 1             | 0.0%          | 0.0                  | 0             | 0                 |
| Embezzlement                     | 0             | 0             |               | 0.0                  | 0             | 0                 |
| Extortion/Blackmail              | 0             | 0             |               | 0.0                  | 0             | 0                 |
| Bribery                          | 0             | 0             |               | 0.0                  | 0             | 0                 |
| Stolen Property Offenses         | 0             | 0             |               | 0.0                  | 0             | 0                 |
| Animal Cruelty                   | 0             | 0             |               | 0.0                  | 0             | 0                 |
| Drug/Narcotic Violations         | 48            | 29            | -39.6%        | 0.0                  | 0             | 0                 |
| Drug Equipment Violations        | 1             | 2             | 100.0%        | 0.0                  | 0             | 0                 |
| Gambling Offenses                | 0             | 0             |               | 0.0                  | 0             | 0                 |
| Pornography                      | 0             | 0             |               | 0.0                  | 0             | 0                 |
| Prostitution Offenses            | 0             | 0             |               | 0.0                  | 0             | 0                 |
| Weapon Law Violations            | 2             | 1             | -50.0%        | 0.0                  | 0             | 0                 |
| <b>Grand Total</b>               | <b>53</b>     | <b>34</b>     | <b>-35.8%</b> | <b>0.0</b>           | <b>0</b>      | <b>0</b>          |

## 2017 Washington NIBRS Submission Agencies

Yakima LEAD Task Force

Continued

### 2017 Group B Arrests

| Offense               | Adult    | Juvenile |
|-----------------------|----------|----------|
| Bad Checks            | 0        | 0        |
| Curfew/Vagrancy       | 0        | 0        |
| Disorderly Conduct    | 0        | 0        |
| Drunkenness           | 0        | 0        |
| DUI                   | 0        | 0        |
| Family Offenses       | 0        | 0        |
| Liquor Law Violations | 0        | 0        |
| Peeping Tom           | 0        | 0        |
| Trespass              | 0        | 0        |
| All Other Offenses    | 0        | 0        |
| <b>Total</b>          | <b>0</b> | <b>0</b> |

### Weapons Used in Crimes

**No Weapons  
Reported**

### Drug Offenses by Type

**No Drug Offenses by Type  
Reported**

### Relationship of Victim to Offender

**No Relationships  
Reported**

### Domestic Violence Injuries

**No Domestic Violence  
Injuries Reported**

### 2017 Property Values by Type

| Type                 | Value      |
|----------------------|------------|
| Seized               | 0          |
| Burned               | 0          |
| Counterfeited/Forged | 0          |
| Destroyed/Damaged    | 0          |
| Recovered            | 0          |
| Stolen               | 0          |
| <b>Total</b>         | <b>\$0</b> |

## 2017 Washington NIBRS Submission Agencies

**Yakima PD**

Yakima County

Population: 93,900  
Months Reported: 12

**Offense Overview**

Offense Total 10,361  
# of Cleared Offense 3,936  
Percent Cleared 38.0%

**Group A Arrest Overview**

Arrest Total 3,274  
Adult Arrest Total 2,989  
Juvenile Arrest Total 285

| Group A Offenses                 | Reported 2016 | Reported 2017 | % of Change  | Crime Rate per 1,000 | Total Arrests | DV Offense Totals |
|----------------------------------|---------------|---------------|--------------|----------------------|---------------|-------------------|
| Murder                           | 13            | 13            | 0.0%         | 0.1                  | 6             | 0                 |
| Manslaughter                     | 0             | 1             |              | 0.0                  | 1             | 0                 |
| Rape                             | 40            | 64            | 60.0%        | 0.7                  | 28            | 25                |
| Sodomy                           | 6             | 3             | -50.0%       | 0.0                  | 0             | 1                 |
| Sexual Assault w/Object          | 2             | 0             | -100.0%      | 0.0                  | 0             | 0                 |
| Fondling                         | 144           | 131           | -9.0%        | 1.4                  | 20            | 68                |
| Aggravated Assault               | 316           | 341           | 7.9%         | 3.6                  | 226           | 131               |
| Simple Assault                   | 1,621         | 1,602         | -1.2%        | 17.1                 | 1,054         | 1,083             |
| Intimidation                     | 404           | 307           | -24.0%       | 3.3                  | 17            | 77                |
| Kidnapping                       | 40            | 42            | 5.0%         | 0.4                  | 42            | 28                |
| Incest                           | 4             | 3             | -25.0%       | 0.0                  | 0             | 3                 |
| Statutory Rape                   | 3             | 3             | 0.0%         | 0.0                  | 0             | 1                 |
| Human Trafficking Offenses       | 0             | 1             |              | 0.0                  | 0             | 0                 |
| Violation of No Contact/Protect. | 662           | 713           | 7.7%         | 7.6                  | 426           | 612               |
| Robbery                          | 128           | 145           | 13.3%        | 1.5                  | 51            | 5                 |
| Burglary                         | 1,148         | 892           | -22.3%       | 9.5                  | 121           | 52                |
| Larceny-Theft Offenses           | 3,213         | 2,822         | -12.2%       | 30.1                 | 464           | 133               |
| Motor Vehicle Theft              | 656           | 582           | -11.3%       | 6.2                  | 65            | 17                |
| Arson                            | 29            | 14            | -51.7%       | 0.1                  | 2             | 2                 |
| Destruction of Property          | 1,516         | 1,365         | -10.0%       | 14.5                 | 263           | 0                 |
| Counterfeiting/Forgery           | 51            | 75            | 47.1%        | 0.8                  | 39            | 0                 |
| Fraud Offenses                   | 408           | 448           | 9.8%         | 4.8                  | 9             | 0                 |
| Embezzlement                     | 17            | 8             | -52.9%       | 0.1                  | 0             | 0                 |
| Extortion/Blackmail              | 6             | 3             | -50.0%       | 0.0                  | 0             | 0                 |
| Bribery                          | 0             | 0             |              | 0.0                  | 0             | 0                 |
| Stolen Property Offenses         | 87            | 104           | 19.5%        | 1.1                  | 91            | 0                 |
| Animal Cruelty                   | 0             | 0             |              | 0.0                  | 0             | 0                 |
| Drug/Narcotic Violations         | 290           | 305           | 5.2%         | 3.2                  | 230           | 0                 |
| Drug Equipment Violations        | 131           | 159           | 21.4%        | 1.7                  | 70            | 0                 |
| Gambling Offenses                | 0             | 0             |              | 0.0                  | 0             | 0                 |
| Pornography                      | 16            | 18            | 12.5%        | 0.2                  | 4             | 0                 |
| Prostitution Offenses            | 5             | 4             | -20.0%       | 0.0                  | 1             | 0                 |
| Weapon Law Violations            | 176           | 193           | 9.7%         | 2.1                  | 44            | 0                 |
| <b>Grand Total</b>               | <b>11,132</b> | <b>10,361</b> | <b>-6.9%</b> | <b>110.3</b>         | <b>3,274</b>  | <b>2,238</b>      |

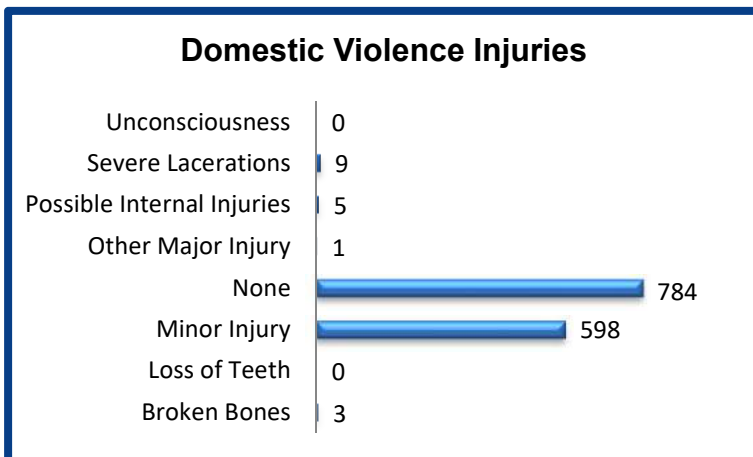
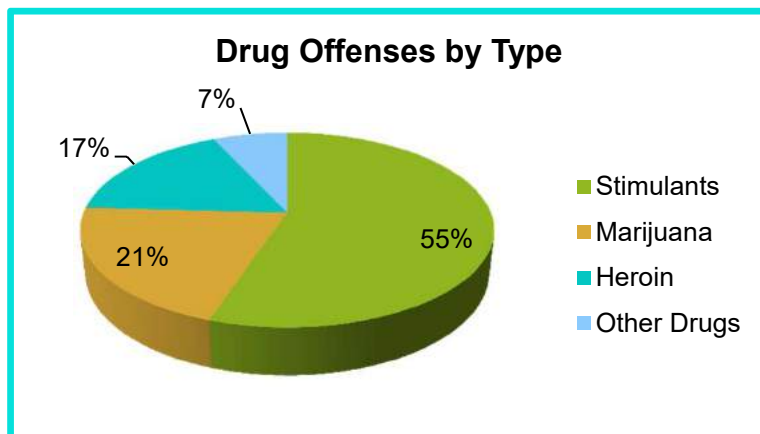
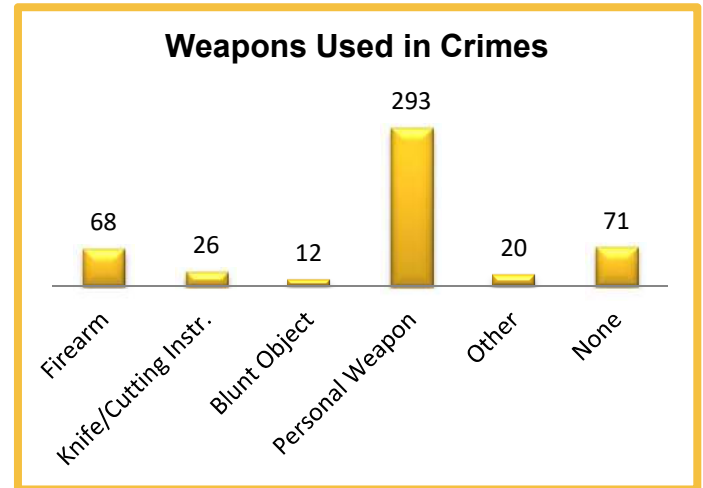
## 2017 Washington NIBRS Submission Agencies

Yakima PD

Continued

### 2017 Group B Arrests

| Offense               | Adult      | Juvenile  |
|-----------------------|------------|-----------|
| Bad Checks            | 2          | 0         |
| Curfew/Vagrancy       | 0          | 0         |
| Disorderly Conduct    | 93         | 28        |
| Drunkenness           | 0          | 0         |
| DUI                   | 348        | 6         |
| Family Offenses       | 0          | 0         |
| Liquor Law Violations | 11         | 10        |
| Peeping Tom           | 1          | 0         |
| Trespass              | 132        | 6         |
| All Other Offenses    | 406        | 22        |
| <b>Total</b>          | <b>993</b> | <b>72</b> |



### 2017 Property Values by Type

| Type                 | Value              |
|----------------------|--------------------|
| Seized               | \$23               |
| Burned               | \$111,604          |
| Counterfeited/Forged | \$134,268          |
| Destroyed/Damaged    | \$1,553,670        |
| Recovered            | \$1,395,671        |
| Stolen               | \$6,321,950        |
| <b>Total</b>         | <b>\$9,517,186</b> |

## 2017 Washington NIBRS Submission Agencies

**Zillah PD**

Yakima County

Population: 3,150  
Months Reported: 12

### Offense Overview

Offense Total 102  
# of Cleared Offense 11  
Percent Cleared 10.8%

### Group A Arrest Overview

Arrest Total 4  
Adult Arrest Total 4  
Juvenile Arrest Total 0

| Group A Offenses                 | Reported 2016 | Reported 2017 | % of Change  | Crime Rate per 1,000 | Total Arrests | DV Offense Totals |
|----------------------------------|---------------|---------------|--------------|----------------------|---------------|-------------------|
| Murder                           | 0             | 0             |              | 0.0                  | 0             | 0                 |
| Manslaughter                     | 0             | 0             |              | 0.0                  | 0             | 0                 |
| Rape                             | 2             | 2             | 0.0%         | 0.6                  | 0             | 0                 |
| Sodomy                           | 0             | 0             |              | 0.0                  | 0             | 0                 |
| Sexual Assault w/Object          | 0             | 0             |              | 0.0                  | 0             | 0                 |
| Fondling                         | 2             | 0             | -100.0%      | 0.0                  | 0             | 0                 |
| Aggravated Assault               | 0             | 0             |              | 0.0                  | 0             | 0                 |
| Simple Assault                   | 10            | 15            | 50.0%        | 4.8                  | 3             | 4                 |
| Intimidation                     | 5             | 3             | -40.0%       | 1.0                  | 0             | 0                 |
| Kidnapping                       | 0             | 0             |              | 0.0                  | 0             | 0                 |
| Incest                           | 0             | 0             |              | 0.0                  | 0             | 0                 |
| Statutory Rape                   | 0             | 1             |              | 0.3                  | 0             | 1                 |
| Human Trafficking Offenses       | 0             | 0             |              | 0.0                  | 0             | 0                 |
| Violation of No Contact/Protect. | 5             | 4             | -20.0%       | 1.3                  | 1             | 4                 |
| Robbery                          | 1             | 0             | -100.0%      | 0.0                  | 0             | 0                 |
| Burglary                         | 8             | 6             | -25.0%       | 1.9                  | 0             | 0                 |
| Larceny-Theft Offenses           | 40            | 47            | 17.5%        | 14.9                 | 0             | 2                 |
| Motor Vehicle Theft              | 1             | 4             | 300.0%       | 1.3                  | 0             | 0                 |
| Arson                            | 0             | 0             |              | 0.0                  | 0             | 0                 |
| Destruction of Property          | 25            | 19            | -24.0%       | 6.0                  | 0             | 0                 |
| Counterfeiting/Forgery           | 3             | 0             | -100.0%      | 0.0                  | 0             | 0                 |
| Fraud Offenses                   | 3             | 0             | -100.0%      | 0.0                  | 0             | 0                 |
| Embezzlement                     | 0             | 0             |              | 0.0                  | 0             | 0                 |
| Extortion/Blackmail              | 0             | 0             |              | 0.0                  | 0             | 0                 |
| Bribery                          | 0             | 0             |              | 0.0                  | 0             | 0                 |
| Stolen Property Offenses         | 0             | 0             |              | 0.0                  | 0             | 0                 |
| Animal Cruelty                   | 0             | 0             |              | 0.0                  | 0             | 0                 |
| Drug/Narcotic Violations         | 1             | 0             | -100.0%      | 0.0                  | 0             | 0                 |
| Drug Equipment Violations        | 0             | 0             |              | 0.0                  | 0             | 0                 |
| Gambling Offenses                | 0             | 0             |              | 0.0                  | 0             | 0                 |
| Pornography                      | 0             | 0             |              | 0.0                  | 0             | 0                 |
| Prostitution Offenses            | 0             | 0             |              | 0.0                  | 0             | 0                 |
| Weapon Law Violations            | 4             | 1             | -75.0%       | 0.3                  | 0             | 0                 |
| <b>Grand Total</b>               | <b>110</b>    | <b>102</b>    | <b>-7.3%</b> | <b>32.4</b>          | <b>4</b>      | <b>11</b>         |

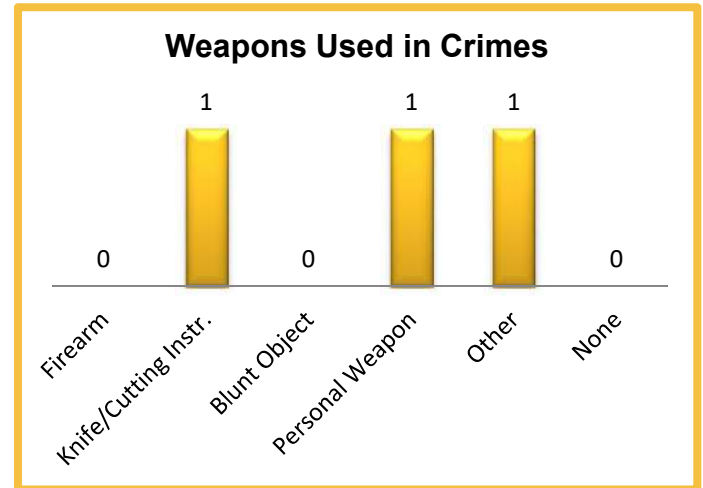
## 2017 Washington NIBRS Submission Agencies

Zillah PD

Continued

### 2017 Group B Arrests

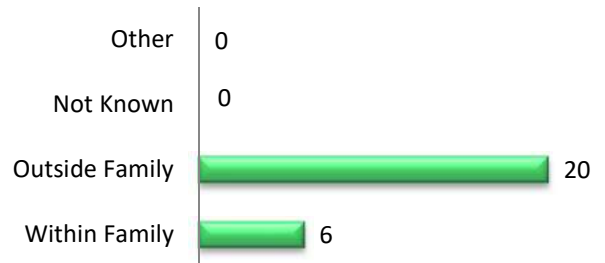
| Offense               | Adult     | Juvenile   |
|-----------------------|-----------|------------|
| Bad Checks            | 0         | 0          |
| Curfew/Vagrancy       | 0         | 0          |
| Disorderly Conduct    | 1         | 186        |
| Drunkenness           | 0         | 9          |
| DUI                   | 12        | 0          |
| Family Offenses       | 0         | 0          |
| Liquor Law Violations | 2         | 0          |
| Peeping Tom           | 0         | 0          |
| Trespass              | 2         | 0          |
| All Other Offenses    | 22        | 1          |
| <b>Total</b>          | <b>39</b> | <b>196</b> |



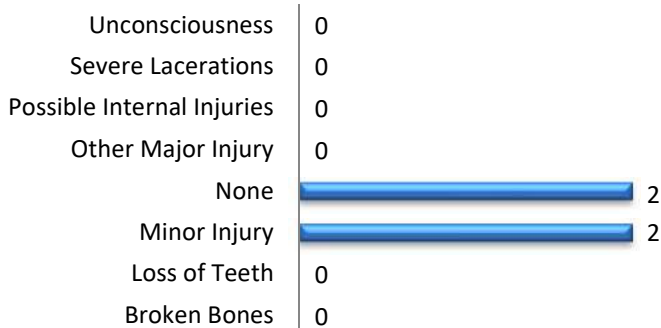
### Drug Offenses by Type

**No Drug Offenses by Type  
Reported**

### Relationship of Victim to Offender



### Domestic Violence Injuries



### 2017 Property Values by Type

| Type                 | Value            |
|----------------------|------------------|
| Seized               | \$0              |
| Burned               | \$0              |
| Counterfeited/Forged | \$0              |
| Destroyed/Damaged    | \$15,700         |
| Recovered            | \$5,130          |
| Stolen               | \$117,505        |
| <b>Total</b>         | <b>\$138,335</b> |

# Non-Reporting Agencies

---

## **Departments that did not report in 2017**

Colton PD  
Langley PD  
McCleary PD  
Oakesdale PD  
Pe Ell Marshal  
Republic PD  
Springdale PD  
Swinomish Tribal PD  
Tenino PD

## **Agencies On Contract or Reporting through Another Agency**

Coupeville Marshal's Office reported through Island SO as of January 2017  
Wilbur PD on contract with Lincoln SO as of September 2016  
Rosalia PD on contract with Whitman SO as of January 2016

# Full-Time Law Enforcement Employees

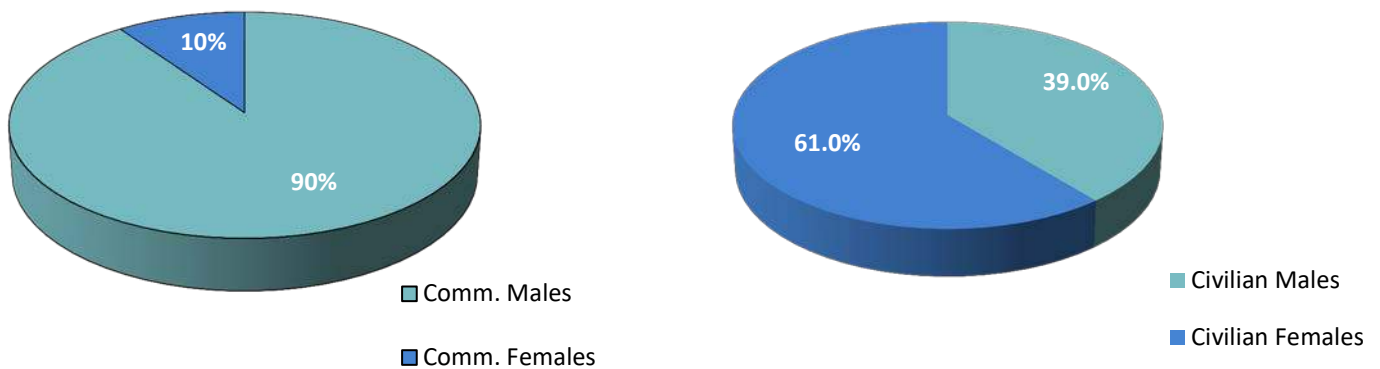
---

The following tables represent counts of full-time law enforcement employees as of October 31, 2017. This information is collected from an annual survey of all law enforcement agencies in Washington State.

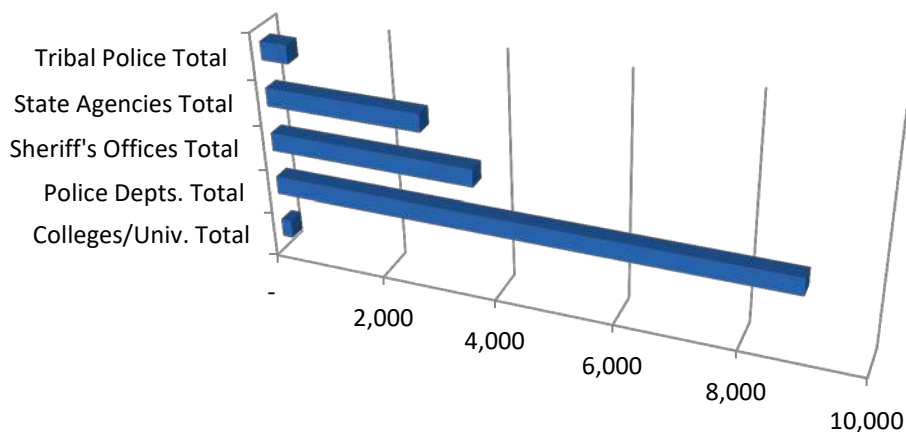
**Number of Full-Time Law Enforcement Employees  
By Law Enforcement Agency Type as of  
October 31, 2017**

|                         | Total Employees | Comm. Males | % Comm. Males | Comm. Females | % Comm. Females | Civilian Males | % Civilian Males | Civilian Females | % Civilian Females |
|-------------------------|-----------------|-------------|---------------|---------------|-----------------|----------------|------------------|------------------|--------------------|
| Colleges/Univ. Total    | 184             | 106         | 57.6%         | 17            | 9.2%            | 25             | 13.6%            | 36               | 19.6%              |
| Police Depts. Total     | 8,915           | 6,189       | 69.4%         | 741           | 8.3%            | 598            | 6.7%             | 1,387            | 15.6%              |
| Sheriff's Offices Total | 3,584           | 2,061       | 57.5%         | 157           | 4.4%            | 609            | 17.0%            | 757              | 21.1%              |
| State Agencies Total    | 2,718           | 1,303       | 47.9%         | 159           | 5.8%            | 574            | 21.1%            | 682              | 25.1%              |
| Tribal Police Total     | 473             | 315         | 66.6%         | 30            | 6.3%            | 52             | 11.0%            | 76               | 16.1%              |
| Grand Total             | 15,874          | 9,974       | 62.8%         | 1,104         | 7.0%            | 1,858          | 11.7%            | 2,938            | 18.5%              |

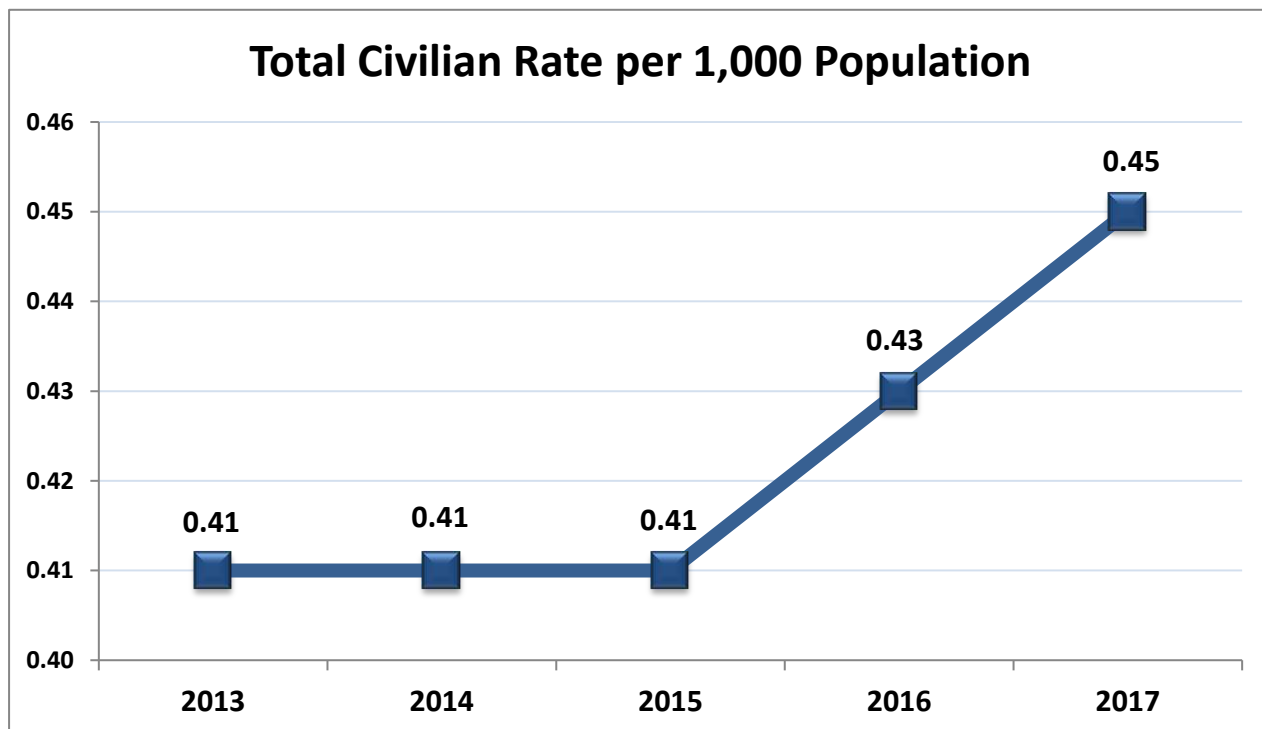
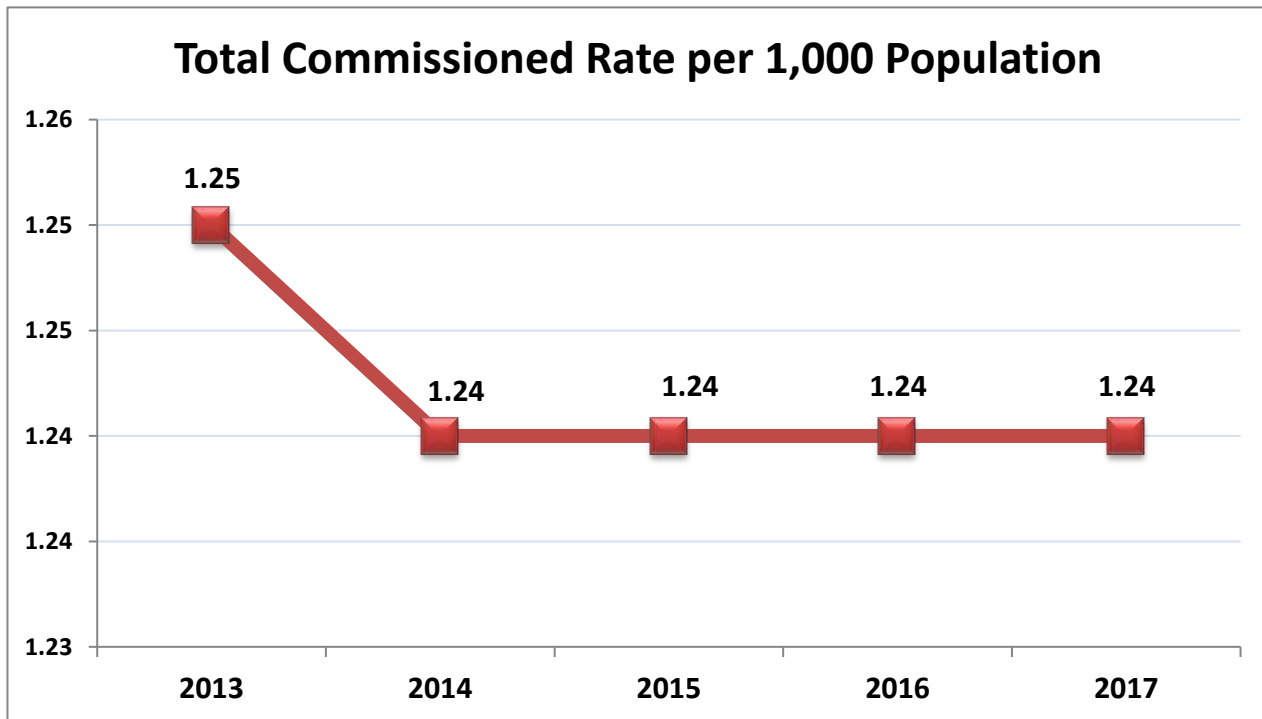
**Commissioned and Civilian Employees By Gender**



**Number of Full-Time Employees By Agency Type**

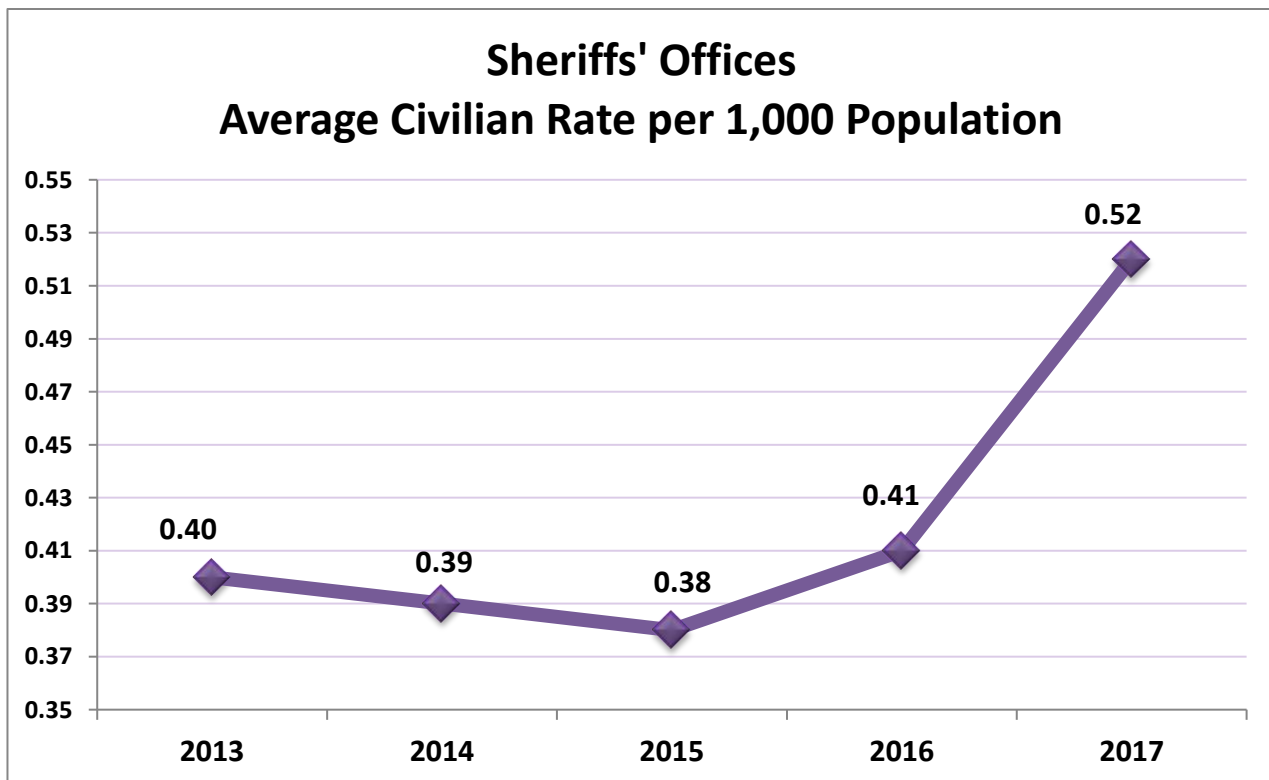
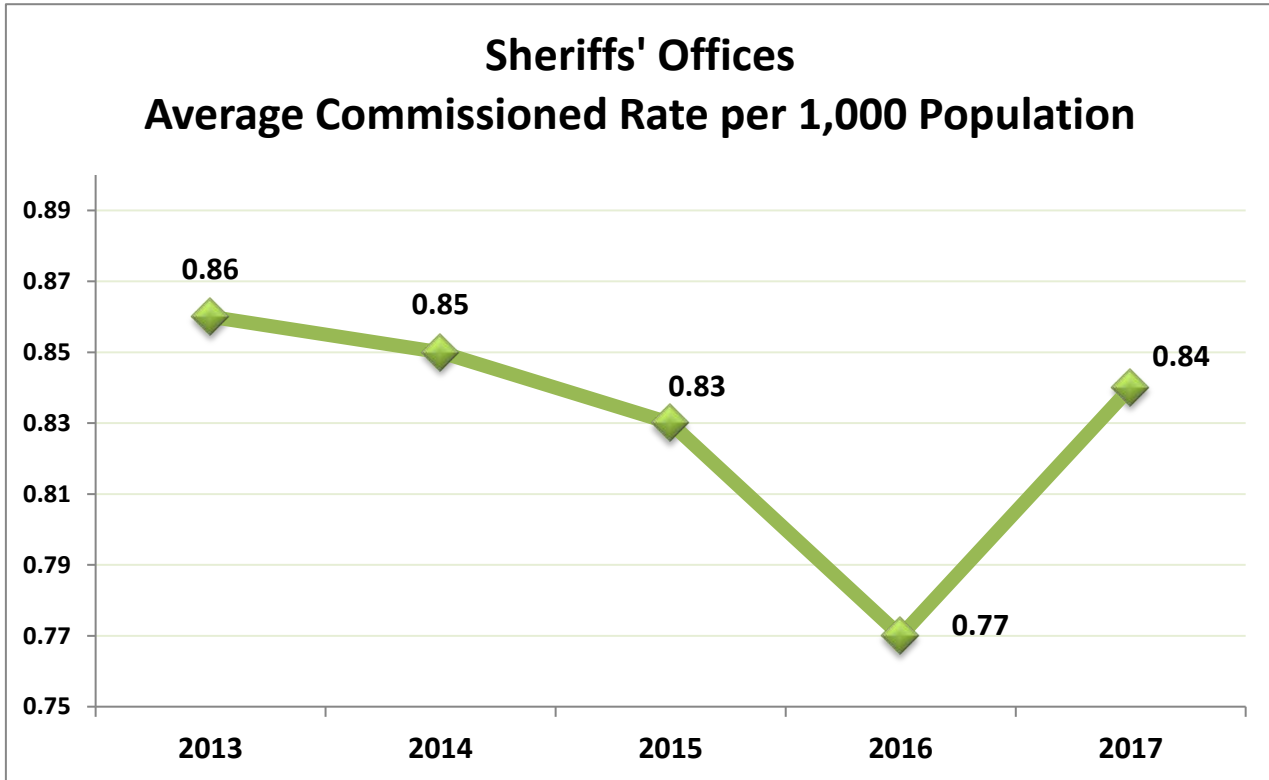


## Average Rates of Full-Time Law Enforcement Employees, Statewide 2013 - 2017



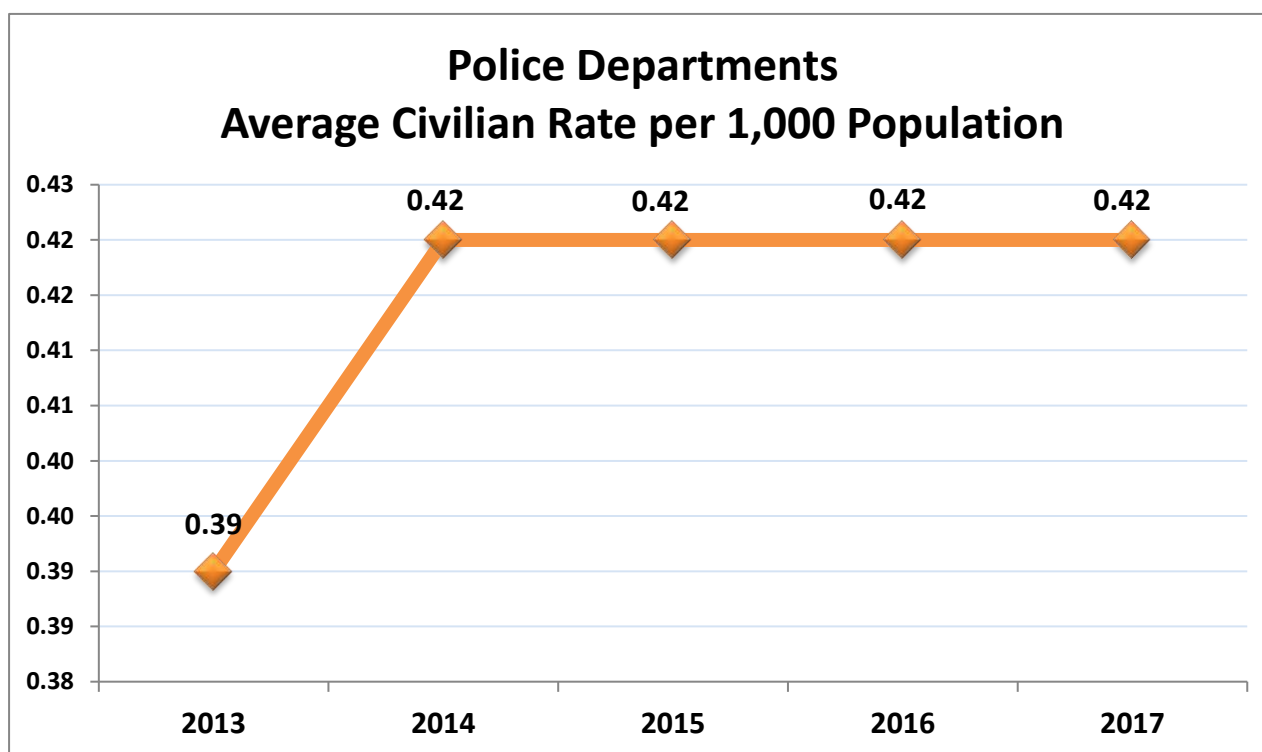
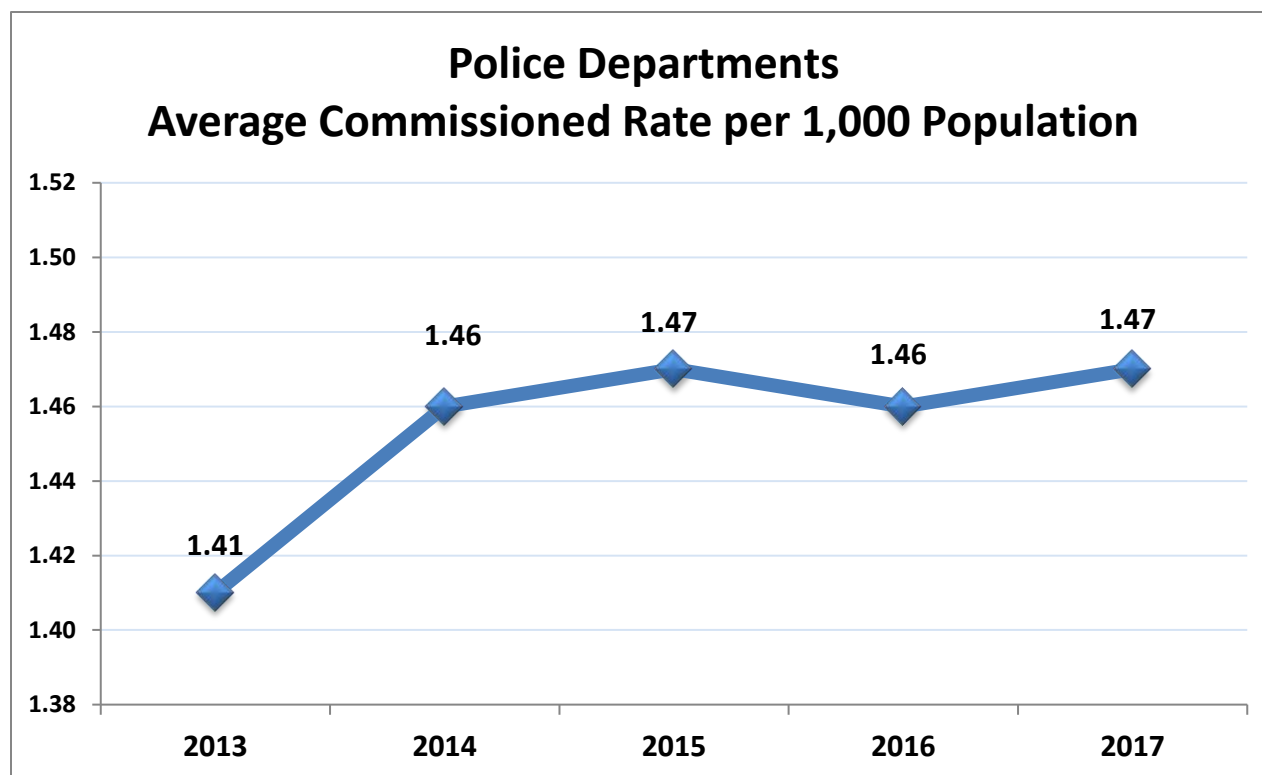
Average rates are based on statewide law enforcement jurisdictions with populations.

## Average Rates of Full-Time Law Enforcement Employees, Statewide Sheriffs' Offices 2013 - 2017



Average rates are based on statewide Sheriff's Office jurisdictions with populations ranging from approximately 2,200 to 400,915.

## Average Rates of Full-Time Law Enforcement Employees, Statewide Police Departments 2013 - 2017



Average rates are based on statewide Police Department jurisdictions  
with populations ranging from approximately 570 to 713,700.

**Number of Full-Time Law Enforcement Employees  
Washington State Agencies as of  
October 31, 2017**

| Agency                | Pop.           | Commissioned Officers |           |            | Civilian Employees |            |            | Total Full-Time Employees |
|-----------------------|----------------|-----------------------|-----------|------------|--------------------|------------|------------|---------------------------|
|                       |                | Male                  | Female    | Total      | Male               | Female     | Total      |                           |
| ADAMS SO              | 10,035         | 14                    | 0         | 14         | 9                  | 10         | 19         | 33                        |
| OTHELLO PD            | 8,175          | 15                    | 1         | 16         | 3                  | 6          | 9          | 25                        |
| RITZVILLE PD          | 1,660          | 4                     | 0         | 4          | 0                  | 0          | 0          | 4                         |
| <b>Adams Total</b>    | <b>19,870</b>  | <b>33</b>             | <b>1</b>  | <b>34</b>  | <b>12</b>          | <b>16</b>  | <b>28</b>  | <b>62</b>                 |
| ASOTIN SO             | 13,765         | 12                    | 1         | 13         | 13                 | 4          | 17         | 30                        |
| CLARKSTON PD          | 7,250          | 14                    | 0         | 14         | 1                  | 0          | 1          | 15                        |
| ASOTIN PD             | 1,275          | 3                     | 0         | 3          | 0                  | 0          | 0          | 3                         |
| <b>Asotin Total</b>   | <b>22,290</b>  | <b>29</b>             | <b>1</b>  | <b>30</b>  | <b>14</b>          | <b>4</b>   | <b>18</b>  | <b>48</b>                 |
| BENTON SO             | 38,445         | 61                    | 2         | 63         | 0                  | 13         | 13         | 76                        |
| KENNEWICK PD          | 80,280         | 96                    | 3         | 99         | 2                  | 13         | 15         | 114                       |
| RICHLAND PD           | 54,155         | 59                    | 4         | 63         | 1                  | 13         | 14         | 77                        |
| PROSSER PD            | 5,969          | 12                    | 1         | 13         | 0                  | 1          | 1          | 14                        |
| WEST RICHLAND PD      | 14,660         | 19                    | 0         | 19         | 0                  | 4          | 4          | 23                        |
| <b>Benton Total</b>   | <b>193,509</b> | <b>247</b>            | <b>10</b> | <b>257</b> | <b>3</b>           | <b>44</b>  | <b>47</b>  | <b>304</b>                |
| CHELAN SO             | 42,766         | 55                    | 3         | 58         | 2                  | 11         | 13         | 71                        |
| WENATCHEE PD          | 34,071         | 35                    | 3         | 38         | 2                  | 8          | 10         | 48                        |
| <b>Chelan Total</b>   | <b>76,837</b>  | <b>90</b>             | <b>6</b>  | <b>96</b>  | <b>4</b>           | <b>19</b>  | <b>23</b>  | <b>119</b>                |
| CLALLAM SO            | 43,995         | 33                    | 3         | 36         | 1                  | 7          | 8          | 44                        |
| PORT ANGELES PD       | 19,370         | 27                    | 4         | 31         | 10                 | 17         | 27         | 58                        |
| FORKS PD              | 3,595          | 5                     | 1         | 6          | 4                  | 2          | 6          | 12                        |
| SEQUIM PD             | 7,280          | 15                    | 4         | 19         | 1                  | 2          | 3          | 22                        |
| LOWER ELWHA TRIBAL PD | 0              | 10                    | 1         | 11         | 0                  | 2          | 2          | 13                        |
| MAKAH TRIBAL PD       | 0              | 9                     | 1         | 10         | 3                  | 3          | 6          | 16                        |
| QUILEUTE TRIBAL PD    | 0              | 4                     | 0         | 4          | 0                  | 0          | 0          | 4                         |
| <b>Clallam Total</b>  | <b>74,240</b>  | <b>103</b>            | <b>14</b> | <b>117</b> | <b>19</b>          | <b>33</b>  | <b>52</b>  | <b>169</b>                |
| CLARK SO              | 224,875        | 125                   | 8         | 133        | 17                 | 76         | 93         | 226                       |
| BATTLE GROUND PD      | 20,370         | 21                    | 3         | 24         | 0                  | 4          | 4          | 28                        |
| CAMAS PD              | 23,080         | 24                    | 3         | 27         | 0                  | 3          | 3          | 30                        |
| VANCOUVER PD          | 181,928        | 178                   | 27        | 205        | 10                 | 39         | 49         | 254                       |
| WASHOUGAL PD          | 15,789         | 19                    | 1         | 20         | 3                  | 2          | 5          | 25                        |
| RIDGEFIELD PD         | 7,235          | 9                     | 1         | 10         | 0                  | 1          | 1          | 11                        |
| LA CENTER PD          | 3,197          | 7                     | 0         | 7          | 0                  | 2          | 2          | 9                         |
| WSU VANCOUVER PD      | 0              | 2                     | 1         | 3          | 1                  | 2          | 3          | 6                         |
| <b>Clark Total</b>    | <b>476,474</b> | <b>385</b>            | <b>44</b> | <b>429</b> | <b>31</b>          | <b>129</b> | <b>160</b> | <b>589</b>                |
| COLUMBIA SO           | 4,100          | 10                    | 0         | 10         | 1                  | 1          | 2          | 12                        |
| <b>Columbia Total</b> | <b>4,100</b>   | <b>10</b>             | <b>0</b>  | <b>10</b>  | <b>1</b>           | <b>1</b>   | <b>2</b>   | <b>12</b>                 |
| COWLITZ SO            | 45,640         | 39                    | 3         | 42         | 0                  | 6          | 6          | 48                        |
| KELSO PD              | 11,980         | 25                    | 2         | 27         | 0                  | 4          | 4          | 31                        |
| LONGVIEW PD           | 37,510         | 51                    | 6         | 57         | 2                  | 10         | 12         | 69                        |
| CASTLE ROCK PD        | 2,200          | 4                     | 0         | 4          | 0                  | 1          | 1          | 5                         |
| KALAMA PD             | 2,620          | 5                     | 1         | 6          | 0                  | 1          | 1          | 7                         |

**Number of Full-Time Law Enforcement Employees  
Washington State Agencies as of  
October 31, 2017**

| Agency                    | Pop.           | Commissioned Officers |           |            | Civilian Employees |           |           | Total Full-Time Employees |
|---------------------------|----------------|-----------------------|-----------|------------|--------------------|-----------|-----------|---------------------------|
|                           |                | Male                  | Female    | Total      | Male               | Female    | Total     |                           |
| WOODLAND PD               | 6,035          | 9                     | 0         | 9          | 0                  | 2         | 2         | 11                        |
| <b>Cowlitz Total</b>      | <b>105,985</b> | <b>133</b>            | <b>12</b> | <b>145</b> | <b>2</b>           | <b>24</b> | <b>26</b> | <b>171</b>                |
| DOUGLAS SO                | 27,635         | 29                    | 0         | 29         | 0                  | 6         | 6         | 35                        |
| EAST WENATCHEE PD         | 13,600         | 18                    | 2         | 20         | 0                  | 3         | 3         | 23                        |
| <b>Douglas Total</b>      | <b>41,235</b>  | <b>47</b>             | <b>2</b>  | <b>49</b>  | <b>0</b>           | <b>9</b>  | <b>9</b>  | <b>58</b>                 |
| FERRY SO                  | 6,645          | 7                     | 1         | 8          | 10                 | 9         | 19        | 27                        |
| REPUBLIC PD               | 1,095          | 2                     | 0         | 2          | 0                  | 0         | 0         | 2                         |
| <b>Ferry Total</b>        | <b>7,740</b>   | <b>9</b>              | <b>1</b>  | <b>10</b>  | <b>10</b>          | <b>9</b>  | <b>19</b> | <b>29</b>                 |
| FRANKLIN SO               | 13,200         | 25                    | 4         | 29         | 34                 | 27        | 61        | 90                        |
| CONNELL PD                | 5,450          | 7                     | 0         | 7          | 0                  | 0         | 0         | 7                         |
| PASCO PD                  | 71,680         | 75                    | 3         | 78         | 1                  | 8         | 9         | 87                        |
| PORT OF PASCO PD          | 0              | 2                     | 0         | 2          | 0                  | 0         | 0         | 2                         |
| <b>Franklin Total</b>     | <b>90,330</b>  | <b>109</b>            | <b>7</b>  | <b>116</b> | <b>35</b>          | <b>35</b> | <b>70</b> | <b>186</b>                |
| GARFIELD SO               | 2,200          | 7                     | 0         | 7          | 3                  | 4         | 7         | 14                        |
| <b>Garfield Total</b>     | <b>2,200</b>   | <b>7</b>              | <b>0</b>  | <b>7</b>   | <b>3</b>           | <b>4</b>  | <b>7</b>  | <b>14</b>                 |
| GRANT SO                  | 44,130         | 50                    | 2         | 52         | 3                  | 14        | 17        | 69                        |
| EPHRATA PD                | 8,005          | 15                    | 1         | 16         | 0                  | 3         | 3         | 19                        |
| MOSES LAKE PD             | 22,720         | 32                    | 0         | 32         | 2                  | 6         | 8         | 40                        |
| QUINCY PD                 | 7,370          | 13                    | 3         | 16         | 3                  | 4         | 7         | 23                        |
| SOAP LAKE PD              | 1,550          | 4                     | 0         | 4          | 0                  | 1         | 1         | 5                         |
| GRAND COULEE PD           | 2,075          | 8                     | 0         | 8          | 0                  | 0         | 0         | 8                         |
| MATTAWA PD                | 4,805          | 4                     | 1         | 5          | 0                  | 0         | 0         | 5                         |
| ROYAL CITY PD             | 2,245          | 3                     | 0         | 3          | 0                  | 0         | 0         | 3                         |
| WARDEN PD                 | 2,730          | 4                     | 0         | 4          | 0                  | 1         | 1         | 5                         |
| <b>Grant Total</b>        | <b>95,630</b>  | <b>133</b>            | <b>7</b>  | <b>140</b> | <b>8</b>           | <b>29</b> | <b>37</b> | <b>177</b>                |
| GRAYS HARBOR SO           | 28,190         | 55                    | 6         | 61         | 0                  | 18        | 18        | 79                        |
| ABERDEEN PD               | 16,740         | 35                    | 2         | 37         | 8                  | 6         | 14        | 51                        |
| ELMA PD                   | 3,351          | 6                     | 1         | 7          | 0                  | 1         | 1         | 8                         |
| HOQUIAM PD                | 8,560          | 22                    | 2         | 24         | 0                  | 1         | 1         | 25                        |
| MC CLEARY PD              | 1,695          | 4                     | 0         | 4          | 0                  | 0         | 0         | 4                         |
| MONTESANO PD              | 4,120          | 8                     | 0         | 8          | 0                  | 1         | 1         | 9                         |
| COSMOPOLIS PD             | 1,660          | 5                     | 0         | 5          | 0                  | 1         | 1         | 6                         |
| OAKVILLE PD               | 690            | 0                     | 0         | 0          | 0                  | 0         | 0         | 0                         |
| OCEAN SHORES PD           | 6,055          | 8                     | 1         | 9          | 0                  | 0         | 0         | 9                         |
| WESTPORT PD               | 2,115          | 7                     | 0         | 7          | 0                  | 1         | 1         | 8                         |
| QUINULT TRIBAL PD         | 0              | 8                     | 2         | 10         | 1                  | 5         | 6         | 16                        |
| CHEHALIS TRIBAL PD        | 0              | 12                    | 0         | 12         | 13                 | 8         | 21        | 33                        |
| <b>Grays Harbor Total</b> | <b>73,176</b>  | <b>170</b>            | <b>14</b> | <b>184</b> | <b>22</b>          | <b>42</b> | <b>64</b> | <b>248</b>                |
| ISLAND SO                 | 56,880         | 36                    | 1         | 37         | 25                 | 13        | 38        | 75                        |
| OAK HARBOR PD             | 22,842         | 21                    | 3         | 24         | 7                  | 6         | 13        | 37                        |
| COUPEVILLE PD             | 1,905          | 2                     | 0         | 2          | 0                  | 0         | 0         | 2                         |

**Number of Full-Time Law Enforcement Employees  
Washington State Agencies as of  
October 31, 2017**

| Agency                 | Pop.          | Commissioned Officers |          |           | Civilian Employees |           |           | Total               |
|------------------------|---------------|-----------------------|----------|-----------|--------------------|-----------|-----------|---------------------|
|                        |               | Male                  | Female   | Total     | Male               | Female    | Total     | Full-Time Employees |
| LANGLEY PD             | 1,165         | 4                     | 0        | 4         | 0                  | 0         | 0         | 4                   |
| <b>Island Total</b>    | <b>82,792</b> | <b>63</b>             | <b>4</b> | <b>67</b> | <b>32</b>          | <b>19</b> | <b>51</b> | <b>118</b>          |
| JEFFERSON SO           | 21,860        | 23                    | 0        | 23        | 15                 | 7         | 22        | 45                  |
| PORT TOWNSEND PD       | 9,500         | 13                    | 1        | 14        | 1                  | 2         | 3         | 17                  |
| <b>Jefferson Total</b> | <b>31,360</b> | <b>36</b>             | <b>1</b> | <b>37</b> | <b>16</b>          | <b>9</b>  | <b>25</b> | <b>62</b>           |
| KING SO                | 247,560       | 182                   | 31       | 213       | 11                 | 64        | 75        | 288                 |
| AUBURN PD              | 78,960        | 101                   | 12       | 113       | 2                  | 16        | 18        | 131                 |
| BELLEVUE PD            | 140,700       | 145                   | 27       | 172       | 11                 | 29        | 40        | 212                 |
| BOTHELL PD             | 44,370        | 52                    | 7        | 59        | 3                  | 22        | 25        | 84                  |
| ENUMCLAW PD            | 11,450        | 12                    | 3        | 15        | 5                  | 9         | 14        | 29                  |
| ISSAQUAH PD            | 36,030        | 34                    | 2        | 36        | 12                 | 17        | 29        | 65                  |
| KENT PD                | 127,100       | 130                   | 16       | 146       | 21                 | 34        | 55        | 201                 |
| KIRKLAND PD            | 86,080        | 87                    | 12       | 99        | 18                 | 19        | 37        | 136                 |
| MERCER ISLAND PD       | 24,210        | 28                    | 3        | 31        | 1                  | 3         | 4         | 35                  |
| NORMANDY PARK PD       | 6,595         | 7                     | 1        | 8         | 0                  | 1         | 1         | 9                   |
| NORTH BEND PD          | 6,605         | 0                     | 0        | 0         | 0                  | 0         | 0         | 0                   |
| REDMOND PD             | 62,292        | 67                    | 15       | 82        | 10                 | 32        | 42        | 124                 |
| RENTON PD              | 102,700       | 107                   | 14       | 121       | 5                  | 25        | 30        | 151                 |
| ALGONA PD              | 3,180         | 7                     | 0        | 7         | 0                  | 1         | 1         | 8                   |
| BLACK DIAMOND PD       | 4,335         | 8                     | 1        | 9         | 0                  | 1         | 1         | 10                  |
| CARNATION PD           | 2,030         | 2                     | 0        | 2         | 0                  | 1         | 1         | 3                   |
| DES MOINES PD          | 30,860        | 30                    | 4        | 34        | 1                  | 9         | 10        | 44                  |
| DUVALL PD              | 7,500         | 11                    | 1        | 12        | 0                  | 0         | 0         | 12                  |
| MEDINA PD              | 3,620         | 9                     | 0        | 9         | 0                  | 2         | 2         | 11                  |
| PACIFIC PD             | 6,910         | 11                    | 0        | 11        | 0                  | 2         | 2         | 13                  |
| SNOQUALMIE PD          | 13,210        | 21                    | 1        | 22        | 1                  | 3         | 4         | 26                  |
| TUKWILA PD             | 19,660        | 73                    | 3        | 76        | 3                  | 14        | 17        | 93                  |
| UNIV. OF WASH. PD      | 0             | 40                    | 7        | 47        | 19                 | 18        | 37        | 84                  |
| CLYDE HILL PD          | 3,015         | 7                     | 1        | 8         | 1                  | 1         | 2         | 10                  |
| LAKE FOREST PARK PD    | 12,990        | 16                    | 3        | 19        | 1                  | 2         | 3         | 22                  |
| YARROW POINT PD        | 1,040         | 0                     | 0        | 0         | 0                  | 0         | 0         | 0                   |
| PORT OF SEATTLE PD     | 0             | 86                    | 13       | 99        | 9                  | 28        | 37        | 136                 |
| FEDERAL WAY PD         | 96,350        | 118                   | 9        | 127       | 2                  | 27        | 29        | 156                 |
| SEATAC PD              | 28,850        | 41                    | 4        | 45        | 5                  | 12        | 17        | 62                  |
| WOODINVILLE PD         | 11,660        | 14                    | 1        | 15        | 1                  | 3         | 4         | 19                  |
| BURIEN PD              | 50,680        | 49                    | 3        | 52        | 6                  | 16        | 22        | 74                  |
| NEWCASTLE PD           | 11,280        | 8                     | 2        | 10        | 1                  | 2         | 3         | 13                  |
| SHORELINE PD           | 55,060        | 46                    | 6        | 52        | 5                  | 14        | 19        | 71                  |
| MAPLE VALLEY PD        | 24,900        | 17                    | 3        | 20        | 1                  | 4         | 5         | 25                  |
| COVINGTON PD           | 19,850        | 15                    | 3        | 18        | 2                  | 4         | 6         | 24                  |
| KENMORE PD             | 22,580        | 15                    | 1        | 16        | 1                  | 3         | 4         | 20                  |

**Number of Full-Time Law Enforcement Employees  
Washington State Agencies as of  
October 31, 2017**

|                                 |           | Commissioned Officers |        |       | Civilian Employees |        |       | Total               |
|---------------------------------|-----------|-----------------------|--------|-------|--------------------|--------|-------|---------------------|
| Agency                          | Pop.      | Male                  | Female | Total | Male               | Female | Total | Full-Time Employees |
| SAMMAMISH PD                    | 62,240    | 22                    | 10     | 32    | 2                  | 6      | 8     | 40                  |
| MUCKLESHOOT TRIBAL PD           | 0         | 11                    | 1      | 12    | 0                  | 1      | 1     | 13                  |
| SNOQUALMIE TRIBAL PD            | 0         | 3                     | 1      | 4     | 0                  | 0      | 0     | 4                   |
| SEATTLE PD                      | 713,700   | 1,233                 | 215    | 1,448 | 189                | 326    | 515   | 1,963               |
| King Total                      | 2,180,152 | 2,865                 | 436    | 3,301 | 349                | 771    | 1,120 | 4,421               |
| KITSAP SO                       | 175,220   | 106                   | 10     | 116   | 61                 | 59     | 120   | 236                 |
| BREMERTON PD                    | 40,695    | 50                    | 4      | 54    | 4                  | 9      | 13    | 67                  |
| PORT ORCHARD PD                 | 13,990    | 19                    | 3      | 22    | 0                  | 2      | 2     | 24                  |
| POULSBO PD                      | 10,510    | 17                    | 2      | 19    | 2                  | 2      | 4     | 23                  |
| BAINBRIDGE ISLAND PD            | 23,950    | 21                    | 1      | 22    | 1                  | 2      | 3     | 25                  |
| SUQUAMISH TRIBAL PD             | 0         | 13                    | 0      | 13    | 2                  | 2      | 4     | 17                  |
| PORT GAMBLE S'KLALLAM TRIBAL PD | 0         | 10                    | 1      | 11    | 0                  | 0      | 0     | 11                  |
| Kitsap Total                    | 264,365   | 236                   | 21     | 257   | 70                 | 76     | 146   | 403                 |
| KITTITAS SO                     | 20,385    | 33                    | 2      | 35    | 23                 | 17     | 40    | 75                  |
| ELLENSBURG PD                   | 19,550    | 27                    | 2      | 29    | 1                  | 7      | 8     | 37                  |
| CLE ELUM PD                     | 3,295     | 6                     | 1      | 7     | 0                  | 1      | 1     | 8                   |
| KITTITAS PD                     | 1,500     | 2                     | 0      | 2     | 0                  | 0      | 0     | 2                   |
| CENTRAL WASH UNIV PD            | 0         | 12                    | 2      | 14    | 0                  | 2      | 2     | 16                  |
| Kittitas Total                  | 44,730    | 80                    | 7      | 87    | 24                 | 27     | 51    | 138                 |
| KLICKITAT SO                    | 14,955    | 19                    | 1      | 20    | 11                 | 8      | 19    | 39                  |
| GOLDENDALE PD                   | 3,490     | 6                     | 1      | 7     | 0                  | 1      | 1     | 8                   |
| BINGEN PD                       | 735       | 0                     | 0      | 0     | 0                  | 0      | 0     | 0                   |
| WHITE SALMON PD                 | 2,480     | 5                     | 1      | 6     | 0                  | 1      | 1     | 7                   |
| Klickitat Total                 | 21,660    | 30                    | 3      | 33    | 11                 | 10     | 21    | 54                  |
| LEWIS SO                        | 46,520    | 37                    | 2      | 39    | 32                 | 36     | 68    | 107                 |
| CENTRALIA PD                    | 16,940    | 26                    | 2      | 28    | 2                  | 7      | 9     | 37                  |
| CHEHALIS PD                     | 7,500     | 16                    | 2      | 18    | 0                  | 5      | 5     | 23                  |
| MORTON PD                       | 1,120     | 3                     | 0      | 3     | 0                  | 0      | 0     | 3                   |
| MOSSYROCK PD                    | 760       | 0                     | 0      | 0     | 0                  | 0      | 0     | 0                   |
| NAPAVINE PD                     | 1,900     | 2                     | 0      | 2     | 0                  | 0      | 0     | 2                   |
| PE ELL PD                       | 645       | 1                     | 0      | 1     | 0                  | 0      | 0     | 1                   |
| TOLEDO PD                       | 720       | 4                     | 0      | 4     | 0                  | 1      | 1     | 5                   |
| WINLOCK PD                      | 1,335     | 0                     | 0      | 0     | 0                  | 0      | 0     | 0                   |
| Lewis Total                     | 77,440    | 89                    | 6      | 95    | 34                 | 49     | 83    | 178                 |
| LINCOLN SO                      | 9,225     | 17                    | 0      | 17    | 8                  | 5      | 13    | 30                  |
| WILBUR PD                       | 880       | 0                     | 0      | 0     | 0                  | 0      | 0     | 0                   |
| ODESSA PD                       | 905       | 2                     | 0      | 2     | 0                  | 0      | 0     | 2                   |
| REARDAN PD                      | 570       | 1                     | 0      | 1     | 0                  | 0      | 0     | 1                   |
| Lincoln Total                   | 11,580    | 20                    | 0      | 20    | 8                  | 5      | 13    | 33                  |
| MASON SO                        | 53,070    | 45                    | 5      | 50    | 22                 | 20     | 42    | 92                  |
| SHELTON PD                      | 10,120    | 17                    | 1      | 18    | 1                  | 1      | 2     | 20                  |

**Number of Full-Time Law Enforcement Employees  
Washington State Agencies as of  
October 31, 2017**

| Agency                    | Pop.          | Commissioned Officers |           |           | Civilian Employees |           |           | Total Full-Time Employees |
|---------------------------|---------------|-----------------------|-----------|-----------|--------------------|-----------|-----------|---------------------------|
|                           |               | Male                  | Female    | Total     | Male               | Female    | Total     |                           |
| SKOKOMISH TRIBAL PD       | 0             | 6                     | 3         | 9         | 0                  | 1         | 1         | 10                        |
| SQUAXIN ISLAND TRIBAL PD  | 0             | 9                     | 2         | 11        | 3                  | 2         | 5         | 16                        |
| <b>Mason Total</b>        | <b>63,190</b> | <b>77</b>             | <b>11</b> | <b>88</b> | <b>26</b>          | <b>24</b> | <b>50</b> | <b>138</b>                |
| OKANOGAN SO               | 29,396        | 28                    | 2         | 30        | 0                  | 5         | 5         | 35                        |
| BREWSTER PD               | 2,400         | 4                     | 1         | 5         | 0                  | 1         | 1         | 6                         |
| OMAK PD                   | 4,925         | 11                    | 0         | 11        | 0                  | 1         | 1         | 12                        |
| OROVILLE PD               | 1,705         | 5                     | 0         | 5         | 0                  | 1         | 1         | 6                         |
| TONASKET PD               | 1,110         | 4                     | 0         | 4         | 0                  | 1         | 1         | 5                         |
| COULEE DAM PD             | 1,100         | 3                     | 0         | 3         | 0                  | 0         | 0         | 3                         |
| TWISP PD                  | 970           | 3                     | 0         | 3         | 0                  | 0         | 0         | 3                         |
| WINTHROP PD               | 445           | 2                     | 0         | 2         | 0                  | 1         | 1         | 3                         |
| COLVILLE TRIBAL PD        | 0             | 22                    | 2         | 24        | 2                  | 9         | 11        | 35                        |
| <b>Okanogan Total</b>     | <b>42,051</b> | <b>82</b>             | <b>5</b>  | <b>87</b> | <b>2</b>           | <b>19</b> | <b>21</b> | <b>108</b>                |
| PACIFIC SO                | 14,360        | 16                    | 0         | 16        | 12                 | 17        | 29        | 45                        |
| RAYMOND PD                | 2,885         | 5                     | 1         | 6         | 0                  | 1         | 1         | 7                         |
| SOUTH BEND PD             | 1,620         | 4                     | 0         | 4         | 0                  | 1         | 1         | 5                         |
| ILWACO PD                 | 945           | 0                     | 0         | 0         | 0                  | 0         | 0         | 0                         |
| LONG BEACH PD             | 1,440         | 7                     | 0         | 7         | 0                  | 1         | 1         | 8                         |
| SHOALWATER BAY TRIBAL PD  | 0             | 4                     | 1         | 5         | 0                  | 0         | 0         | 5                         |
| <b>Pacific Total</b>      | <b>21,250</b> | <b>36</b>             | <b>2</b>  | <b>38</b> | <b>12</b>          | <b>20</b> | <b>32</b> | <b>70</b>                 |
| PEND OREILLE SO           | 13,370        | 12                    | 1         | 13        | 11                 | 10        | 21        | 34                        |
| KALISPEL TRIBAL PD        | 0             | 16                    | 1         | 17        | 1                  | 1         | 2         | 19                        |
| <b>Pend Oreille Total</b> | <b>13,370</b> | <b>28</b>             | <b>2</b>  | <b>30</b> | <b>12</b>          | <b>11</b> | <b>23</b> | <b>53</b>                 |
| PIERCE SO                 | 400,915       | 252                   | 21        | 273       | 16                 | 39        | 55        | 328                       |
| PUYALLUP PD               | 40,500        | 52                    | 3         | 55        | 9                  | 14        | 23        | 78                        |
| SUMNER PD                 | 9,920         | 18                    | 0         | 18        | 2                  | 2         | 4         | 22                        |
| TACOMA PD                 | 208,100       | 282                   | 52        | 334       | 8                  | 30        | 38        | 372                       |
| BUCKLEY PD                | 5,825         | 8                     | 1         | 9         | 1                  | 1         | 2         | 11                        |
| EATONVILLE PD             | 2,950         | 3                     | 1         | 4         | 0                  | 1         | 1         | 5                         |
| FIFE PD                   | 10,100        | 26                    | 4         | 30        | 4                  | 6         | 10        | 40                        |
| MILTON PD                 | 7,900         | 12                    | 1         | 13        | 0                  | 0         | 0         | 13                        |
| ROY PD                    | 815           | 1                     | 0         | 1         | 1                  | 0         | 1         | 2                         |
| STEILACOOM PD             | 6,410         | 9                     | 1         | 10        | 0                  | 1         | 1         | 11                        |
| ORTING PD                 | 7,835         | 11                    | 0         | 11        | 0                  | 1         | 1         | 12                        |
| BONNEY LAKE PD            | 20,688        | 27                    | 2         | 29        | 1                  | 4         | 5         | 34                        |
| DUPONT PD                 | 9,385         | 11                    | 0         | 11        | 0                  | 2         | 2         | 13                        |
| FIRCREST PD               | 6,640         | 9                     | 0         | 9         | 0                  | 0         | 0         | 9                         |
| GIG HARBOR PD             | 9,560         | 18                    | 1         | 19        | 0                  | 2         | 2         | 21                        |
| RUSTON PD                 | 975           | 3                     | 0         | 3         | 0                  | 0         | 0         | 3                         |
| LAKEWOOD PD               | 59,280        | 93                    | 6         | 99        | 5                  | 10        | 15        | 114                       |
| UNIVERSITY PLACE PD       | 32,610        | 15                    | 0         | 15        | 0                  | 1         | 1         | 16                        |

**Number of Full-Time Law Enforcement Employees  
Washington State Agencies as of  
October 31, 2017**

|                         |         | Commissioned Officers |        |       | Civilian Employees |        |       | Total               |
|-------------------------|---------|-----------------------|--------|-------|--------------------|--------|-------|---------------------|
| Agency                  | Pop.    | Male                  | Female | Total | Male               | Female | Total | Full-Time Employees |
| EDGEWOOD PD             | 10,420  | 9                     | 0      | 9     | 0                  | 0      | 0     | 9                   |
| PUYALLUP TRIBAL PD      | 0       | 24                    | 1      | 25    | 14                 | 6      | 20    | 45                  |
| Pierce Total            | 850,828 | 883                   | 94     | 977   | 61                 | 120    | 181   | 1,158               |
| SAN JUAN SO             | 16,510  | 20                    | 0      | 20    | 6                  | 6      | 12    | 32                  |
| San Juan Total          | 16,510  | 20                    | 0      | 20    | 6                  | 6      | 12    | 32                  |
| SKAGIT SO               | 53,295  | 49                    | 6      | 55    | 52                 | 31     | 83    | 138                 |
| ANACORTES PD            | 16,780  | 23                    | 3      | 26    | 1                  | 6      | 7     | 33                  |
| MOUNT VERNON PD         | 34,360  | 40                    | 2      | 42    | 1                  | 12     | 13    | 55                  |
| SEDRO-WOOLLEY PD        | 10,950  | 13                    | 2      | 15    | 0                  | 3      | 3     | 18                  |
| BURLINGTON PD           | 8,715   | 24                    | 2      | 26    | 0                  | 5      | 5     | 31                  |
| SWINOMISH TRIBAL PD     | 0       | 13                    | 1      | 14    | 0                  | 2      | 2     | 16                  |
| UPPER SKAGIT TRIBAL PD  | 0       | 6                     | 1      | 7     | 0                  | 1      | 1     | 8                   |
| Skagit Total            | 124,100 | 168                   | 17     | 185   | 54                 | 60     | 114   | 299                 |
| SKAMANIA SO             | 11,690  | 14                    | 2      | 16    | 0                  | 3      | 3     | 19                  |
| Skamania Total          | 11,690  | 14                    | 2      | 16    | 0                  | 3      | 3     | 19                  |
| SNOHOMISH SO            | 349,800 | 259                   | 15     | 274   | 14                 | 53     | 67    | 341                 |
| ARLINGTON PD            | 18,690  | 20                    | 4      | 24    | 1                  | 4      | 5     | 29                  |
| EDMONDS PD              | 41,260  | 45                    | 7      | 52    | 0                  | 9      | 9     | 61                  |
| EVERETT PD              | 109,800 | 175                   | 17     | 192   | 11                 | 28     | 39    | 231                 |
| LYNNWOOD PD             | 36,950  | 66                    | 2      | 68    | 14                 | 15     | 29    | 97                  |
| MARYSVILLE PD           | 65,900  | 58                    | 8      | 66    | 13                 | 13     | 26    | 92                  |
| MOUNTLAKE TERRACE PD    | 21,290  | 24                    | 3      | 27    | 1                  | 6      | 7     | 34                  |
| SNOHOMISH PD            | 10,010  | 18                    | 0      | 18    | 0                  | 2      | 2     | 20                  |
| BRIER PD                | 6,560   | 7                     | 0      | 7     | 0                  | 1      | 1     | 8                   |
| DARRINGTON PD           | 1,400   | 0                     | 0      | 0     | 0                  | 0      | 0     | 0                   |
| GOLD BAR PD             | 2,125   | 0                     | 0      | 0     | 0                  | 0      | 0     | 0                   |
| GRANITE FALLS PD        | 3,485   | 0                     | 0      | 0     | 0                  | 0      | 0     | 0                   |
| MONROE PD               | 18,350  | 30                    | 0      | 30    | 2                  | 10     | 12    | 42                  |
| MUKILTEO PD             | 21,240  | 24                    | 5      | 29    | 1                  | 6      | 7     | 36                  |
| STANWOOD PD             | 6,785   | 9                     | 2      | 11    | 0                  | 2      | 2     | 13                  |
| SULTAN PD               | 5,030   | 0                     | 0      | 0     | 0                  | 0      | 0     | 0                   |
| WOODWAY PD              | 1,340   | 0                     | 0      | 0     | 0                  | 0      | 0     | 0                   |
| INDEX PD                | 175     | 0                     | 0      | 0     | 0                  | 0      | 0     | 0                   |
| LAKE STEVENS PD         | 31,740  | 27                    | 2      | 29    | 0                  | 8      | 8     | 37                  |
| MILL CREEK PD           | 19,960  | 23                    | 2      | 25    | 0                  | 6      | 6     | 31                  |
| STILLAGUAMISH TRIBAL PD | 0       | 8                     | 1      | 9     | 0                  | 0      | 0     | 9                   |
| SAUK-SUIATTLE TRIBAL PD | 0       | 3                     | 1      | 4     | 0                  | 2      | 2     | 6                   |
| TULALIP TRIBAL PD       | 0       | 41                    | 2      | 43    | 6                  | 9      | 15    | 58                  |
| Snohomish Total         | 771,890 | 837                   | 71     | 908   | 63                 | 174    | 237   | 1,145               |
| SPOKANE SO              | 157,360 | 108                   | 7      | 115   | 8                  | 23     | 31    | 146                 |
| CHENEY PD               | 11,880  | 15                    | 0      | 15    | 3                  | 3      | 6     | 21                  |

**Number of Full-Time Law Enforcement Employees  
Washington State Agencies as of  
October 31, 2017**

| Agency                   | Pop.           | Commissioned Officers |           |            | Civilian Employees |            |            | Total Full-Time Employees |
|--------------------------|----------------|-----------------------|-----------|------------|--------------------|------------|------------|---------------------------|
|                          |                | Male                  | Female    | Total      | Male               | Female     | Total      |                           |
| SPOKANE PD               | 217,300        | 287                   | 32        | 319        | 27                 | 63         | 90         | 409                       |
| AIRWAY HEIGHTS PD        | 8,460          | 16                    | 2         | 18         | 0                  | 1          | 1          | 19                        |
| E. WASH. UNIV. PD        | 0              | 13                    | 3         | 16         | 0                  | 1          | 1          | 17                        |
| LIBERTY LAKE PD          | 9,910          | 12                    | 0         | 12         | 0                  | 1          | 1          | 13                        |
| SPOKANE VALLEY PD        | 94,890         | 97                    | 0         | 97         | 7                  | 23         | 30         | 127                       |
| <b>Spokane Total</b>     | <b>499,800</b> | <b>548</b>            | <b>44</b> | <b>592</b> | <b>45</b>          | <b>115</b> | <b>160</b> | <b>752</b>                |
| STEVENS SO               | 35,192         | 23                    | 3         | 26         | 14                 | 15         | 29         | 55                        |
| CHEWELAH PD              | 2,655          | 5                     | 0         | 5          | 0                  | 1          | 1          | 6                         |
| COLVILLE PD              | 4,730          | 9                     | 0         | 9          | 0                  | 2          | 2          | 11                        |
| KETTLE FALLS PD          | 1,620          | 2                     | 0         | 2          | 0                  | 1          | 1          | 3                         |
| SPRINGDALE PD            | 313            | 0                     | 0         | 0          | 0                  | 0          | 0          | 0                         |
| SPOKANE TRIBAL PD        | 0              | 9                     | 1         | 10         | 3                  | 6          | 9          | 19                        |
| <b>Stevens Total</b>     | <b>44,510</b>  | <b>48</b>             | <b>4</b>  | <b>52</b>  | <b>17</b>          | <b>25</b>  | <b>42</b>  | <b>94</b>                 |
| THURSTON SO              | 141,800        | 77                    | 4         | 81         | 87                 | 56         | 143        | 224                       |
| OLYMPIA PD               | 52,160         | 58                    | 10        | 68         | 13                 | 17         | 30         | 98                        |
| TUMWATER PD              | 23,210         | 26                    | 3         | 29         | 2                  | 4          | 6          | 35                        |
| LACEY PD                 | 48,702         | 42                    | 7         | 49         | 4                  | 9          | 13         | 62                        |
| TENINO PD                | 2,365          | 3                     | 1         | 4          | 0                  | 1          | 1          | 5                         |
| YELM PD                  | 8,665          | 12                    | 1         | 13         | 0                  | 2          | 2          | 15                        |
| EVERGREEN ST. COLLEGE PD | 0              | 7                     | 1         | 8          | 3                  | 2          | 5          | 13                        |
| NISQUALLY TRIBAL PD      | 0              | 11                    | 1         | 12         | 0                  | 1          | 1          | 13                        |
| <b>Thurston Total</b>    | <b>276,902</b> | <b>236</b>            | <b>28</b> | <b>264</b> | <b>109</b>         | <b>92</b>  | <b>201</b> | <b>465</b>                |
| WAHKIAKUM SO             | 4,030          | 7                     | 1         | 8          | 7                  | 4          | 11         | 19                        |
| <b>Wahkiakum Total</b>   | <b>4,030</b>   | <b>7</b>              | <b>1</b>  | <b>8</b>   | <b>7</b>           | <b>4</b>   | <b>11</b>  | <b>19</b>                 |
| WALLA WALLA SO           | 18,120         | 24                    | 2         | 26         | 4                  | 5          | 9          | 35                        |
| WALLA WALLA PD           | 33,846         | 45                    | 2         | 47         | 10                 | 20         | 30         | 77                        |
| COLLEGE PLACE PD         | 9,453          | 11                    | 0         | 11         | 1                  | 1          | 2          | 13                        |
| <b>Walla Walla Total</b> | <b>61,419</b>  | <b>80</b>             | <b>4</b>  | <b>84</b>  | <b>15</b>          | <b>26</b>  | <b>41</b>  | <b>125</b>                |
| WHATCOM SO               | 91,724         | 78                    | 6         | 84         | 73                 | 28         | 101        | 185                       |
| BELLINGHAM PD            | 86,720         | 96                    | 21        | 117        | 18                 | 41         | 59         | 176                       |
| BLAINE PD                | 5,075          | 13                    | 0         | 13         | 0                  | 2          | 2          | 15                        |
| EVERSON PD               | 4,120          | 6                     | 0         | 6          | 0                  | 1          | 1          | 7                         |
| FERNDALE PD              | 13,470         | 17                    | 2         | 19         | 0                  | 3          | 3          | 22                        |
| LYNDEN PD                | 13,620         | 14                    | 1         | 15         | 1                  | 3          | 4          | 19                        |
| SUMAS PD                 | 1,571          | 5                     | 0         | 5          | 0                  | 1          | 1          | 6                         |
| W. WASH. UNIV. PD        | 0              | 13                    | 1         | 14         | 1                  | 7          | 8          | 22                        |
| NOOKSACK TRIBAL PD       | 0              | 8                     | 1         | 9          | 0                  | 1          | 1          | 10                        |
| LUMMI TRIBAL PD          | 0              | 21                    | 1         | 22         | 0                  | 3          | 3          | 25                        |
| <b>Whatcom Total</b>     | <b>216,300</b> | <b>271</b>            | <b>33</b> | <b>304</b> | <b>93</b>          | <b>90</b>  | <b>183</b> | <b>487</b>                |

**Number of Full-Time Law Enforcement Employees  
Washington State Agencies as of  
October 31, 2017**

| Agency                        | Pop.             | Commissioned Officers |              |               | Civilian Employees |              |              | Total Full-Time |
|-------------------------------|------------------|-----------------------|--------------|---------------|--------------------|--------------|--------------|-----------------|
|                               |                  | Male                  | Female       | Total         | Male               | Female       | Total        | Employees       |
| WHITMAN SO                    | 9,715            | 18                    | 0            | 18            | 0                  | 4            | 4            | 22              |
| COLFAX PD                     | 2,795            | 4                     | 1            | 5             | 0                  | 0            | 0            | 5               |
| PULLMAN PD                    | 33,280           | 26                    | 3            | 29            | 4                  | 10           | 14           | 43              |
| WASH. ST. UNIV. PD            | 0                | 19                    | 2            | 21            | 1                  | 4            | 5            | 26              |
| COLTON PD                     | 435              | 0                     | 0            | 0             | 0                  | 0            | 0            | 0               |
| GARFIELD PD                   | 600              | 0                     | 0            | 0             | 0                  | 0            | 0            | 0               |
| PALOUSE PD                    | 1,050            | 3                     | 0            | 3             | 0                  | 0            | 0            | 3               |
| OAKESDALE PD                  | 425              | 0                     | 0            | 0             | 0                  | 0            | 0            | 0               |
| UNIONTOWN PD                  | 340              | 0                     | 0            | 0             | 0                  | 0            | 0            | 0               |
| <b>Whitman Total</b>          | <b>48,640</b>    | <b>70</b>             | <b>6</b>     | <b>76</b>     | <b>5</b>           | <b>18</b>    | <b>23</b>    | <b>99</b>       |
| YAKIMA SO                     | 88,635           | 56                    | 2            | 58            | 4                  | 23           | 27           | 85              |
| GRANDVIEW PD                  | 11,170           | 18                    | 0            | 18            | 0                  | 5            | 5            | 23              |
| SUNNYSIDE PD                  | 16,640           | 25                    | 3            | 28            | 17                 | 8            | 25           | 53              |
| TOPPENISH PD                  | 9,085            | 11                    | 2            | 13            | 0                  | 4            | 4            | 17              |
| UNION GAP PD                  | 6,220            | 21                    | 1            | 22            | 0                  | 2            | 2            | 24              |
| YAKIMA PD                     | 93,900           | 126                   | 12           | 138           | 20                 | 26           | 46           | 184             |
| ZILLA PD                      | 3,150            | 8                     | 0            | 8             | 0                  | 1            | 1            | 9               |
| GRANGER PD                    | 3,905            | 6                     | 0            | 6             | 0                  | 0            | 0            | 6               |
| MABTON PD                     | 2,315            | 4                     | 1            | 5             | 0                  | 0            | 0            | 5               |
| SELAH PD                      | 7,630            | 15                    | 0            | 15            | 1                  | 2            | 3            | 18              |
| TIETON PD                     | 1,300            | 2                     | 0            | 2             | 1                  | 0            | 1            | 3               |
| WAPATO PD                     | 5,040            | 11                    | 0            | 11            | 1                  | 2            | 3            | 14              |
| MOXEE CITY PD                 | 4,010            | 5                     | 0            | 5             | 1                  | 0            | 1            | 6               |
| YAKAMA NATION TRIBAL PD       | 0                | 34                    | 3            | 37            | 4                  | 11           | 15           | 52              |
| <b>Yakima Total</b>           | <b>253,000</b>   | <b>342</b>            | <b>24</b>    | <b>366</b>    | <b>49</b>          | <b>84</b>    | <b>133</b>   | <b>499</b>      |
| GAMBLING COMMISSION *         | 0                | 39                    | 17           | 56            | 13                 | 31           | 44           | 100             |
| LIQUOR & CANNABIS BOARD *     | 0                | 100                   | 23           | 123           | 7                  | 22           | 29           | 152             |
| DEPT OF NATURAL RESOURCES *   | 0                | 12                    | 0            | 12            | 0                  | 0            | 0            | 12              |
| OFFICE OF INSURANCE COMM. *   | 0                | 6                     | 0            | 6             | 1                  | 3            | 4            | 10              |
| PARKS & RECREATION COMM.      | 0                | 115                   | 19           | 134           | 28                 | 24           | 52           | 186             |
| DEPT OF FISH & WILDLIFE       | 0                | 117                   | 14           | 131           | 13                 | 10           | 23           | 154             |
| WASH. STATE PATROL            | 0                | 914                   | 86           | 1,000         | 512                | 592          | 1,104        | 2,104           |
| <b>State Agency Total</b>     | <b>0</b>         | <b>1,303</b>          | <b>159</b>   | <b>1,462</b>  | <b>574</b>         | <b>682</b>   | <b>1,256</b> | <b>2,718</b>    |
| <b>Washington State Total</b> | <b>7,317,175</b> | <b>9,974</b>          | <b>1,104</b> | <b>11,078</b> | <b>1,858</b>       | <b>2,937</b> | <b>4,795</b> | <b>15,873</b>   |

\* The officers for these agencies have a limited commission.

**City Law Enforcement Employee Rates**  
**Per 1,000 Inhabitants as of**  
**October 31, 2017**

| City Populations         | Agency              | Pop.           | Comm. Total  | Comm. Rate  | Total<br>Comm. &<br>Civilian | Total Rate  |
|--------------------------|---------------------|----------------|--------------|-------------|------------------------------|-------------|
|                          |                     |                |              |             |                              |             |
| <b>Over 250,000</b>      | SEATTLE PD          | 713,700        | 1,448        | 2.03        | 1,963                        | 2.75        |
| <b>Average</b>           |                     | <b>713,700</b> | <b>1,448</b> | <b>2.03</b> | <b>1,963</b>                 | <b>2.75</b> |
| <b>100,000 - 250,000</b> | VANCOUVER PD        | 181,928        | 205          | 1.13        | 254                          | 1.40        |
|                          | BELLEVUE PD         | 140,700        | 172          | 1.22        | 212                          | 1.51        |
|                          | KENT PD             | 127,100        | 146          | 1.15        | 201                          | 1.58        |
|                          | TACOMA PD           | 208,100        | 334          | 1.60        | 372                          | 1.79        |
|                          | EVERETT PD          | 109,800        | 192          | 1.75        | 231                          | 2.10        |
|                          | SPOKANE PD          | 217,300        | 319          | 1.47        | 409                          | 1.88        |
| <b>Average</b>           |                     | <b>164,155</b> | <b>228</b>   | <b>1.39</b> | <b>280</b>                   | <b>1.71</b> |
| <b>50,000 - 100,000</b>  | KENNEWICK PD        | 80,280         | 99           | 1.23        | 114                          | 1.42        |
|                          | RICHLAND PD         | 54,155         | 63           | 1.16        | 77                           | 1.42        |
|                          | PASCO PD            | 71,680         | 78           | 1.09        | 87                           | 1.21        |
|                          | AUBURN PD           | 78,960         | 113          | 1.43        | 131                          | 1.66        |
|                          | KIRKLAND PD         | 86,080         | 99           | 1.15        | 136                          | 1.58        |
|                          | REDMOND PD          | 62,292         | 82           | 1.32        | 124                          | 1.99        |
|                          | RENTON PD           | 102,700        | 121          | 1.18        | 151                          | 1.47        |
|                          | FEDERAL WAY PD      | 96,350         | 127          | 1.32        | 156                          | 1.62        |
|                          | SHORELINE PD        | 55,060         | 52           | 0.94        | 71                           | 1.29        |
|                          | LAKEWOOD PD         | 59,280         | 99           | 1.67        | 114                          | 1.92        |
|                          | MARYSVILLE PD       | 65,900         | 66           | 1.00        | 92                           | 1.40        |
|                          | SPOKANE VALLEY PD   | 94,890         | 97           | 1.02        | 127                          | 1.34        |
|                          | OLYMPIA PD          | 52,160         | 68           | 1.30        | 98                           | 1.88        |
|                          | BELLINGHAM PD       | 86,720         | 117          | 1.35        | 176                          | 2.03        |
|                          | YAKIMA PD           | 93,900         | 138          | 1.47        | 184                          | 1.96        |
| <b>Average</b>           |                     | <b>76,027</b>  | <b>95</b>    | <b>1.24</b> | <b>123</b>                   | <b>1.61</b> |
| <b>25,000 - 50,000</b>   | WENATCHEE PD        | 34,071         | 38           | 1.12        | 48                           | 1.41        |
|                          | LONGVIEW PD         | 37,510         | 57           | 1.52        | 69                           | 1.84        |
|                          | BOTHELL PD          | 44,370         | 59           | 1.33        | 84                           | 1.89        |
|                          | ISSAQUAH PD         | 36,030         | 36           | 1.00        | 65                           | 1.80        |
|                          | DES MOINES PD       | 30,860         | 34           | 1.10        | 44                           | 1.43        |
|                          | SEATAC PD           | 28,850         | 45           | 1.56        | 62                           | 2.15        |
|                          | BURIEN PD           | 50,680         | 52           | 1.03        | 74                           | 1.46        |
|                          | SAMMAMISH PD        | 62,240         | 32           | 0.51        | 40                           | 0.64        |
|                          | BREMERTON PD        | 40,695         | 54           | 1.33        | 67                           | 1.65        |
|                          | PUYALLUP PD         | 40,500         | 55           | 1.36        | 78                           | 1.93        |
|                          | UNIVERSITY PLACE PD | 32,610         | 15           | 0.46        | 16                           | 0.49        |
|                          | MOUNT VERNON PD     | 34,360         | 42           | 1.22        | 55                           | 1.60        |
|                          | EDMONDS PD          | 41,260         | 52           | 1.26        | 61                           | 1.48        |
|                          | LYNNWOOD PD         | 36,950         | 68           | 1.84        | 97                           | 2.63        |
|                          | LAKE STEVENS PD     | 31,740         | 29           | 0.91        | 37                           | 1.17        |

**City Law Enforcement Employee Rates**  
**Per 1,000 Inhabitants as of**  
**October 31, 2017**

| City Populations       | Agency               | Pop.          | Comm. Total | Comm. Rate  | Total<br>Comm. &<br>Civilian | Total Rate  |
|------------------------|----------------------|---------------|-------------|-------------|------------------------------|-------------|
|                        |                      |               |             |             |                              |             |
|                        | LACEY PD             | 48,702        | 49          | 1.01        | 62                           | 1.27        |
|                        | WALLA WALLA PD       | 33,846        | 47          | 1.39        | 77                           | 2.28        |
|                        | PULLMAN PD           | 33,280        | 29          | 0.87        | 43                           | 1.29        |
| <b>Average</b>         |                      | <b>38,809</b> | <b>44</b>   | <b>1.16</b> | <b>60</b>                    | <b>1.58</b> |
| <b>10,000 - 25,000</b> | WEST RICHLAND PD     | 14,660        | 19          | 1.30        | 23                           | 1.57        |
|                        | PORT ANGELES PD      | 19,370        | 31          | 1.60        | 58                           | 2.99        |
|                        | BATTLE GROUND PD     | 20,370        | 24          | 1.18        | 28                           | 1.37        |
|                        | CAMAS PD             | 23,080        | 27          | 1.17        | 30                           | 1.30        |
|                        | WASHOUGAL PD         | 15,789        | 20          | 1.27        | 25                           | 1.58        |
|                        | KELSO PD             | 11,980        | 27          | 2.25        | 31                           | 2.59        |
|                        | EAST WENATCHEE PD    | 13,600        | 20          | 1.47        | 23                           | 1.69        |
|                        | MOSES LAKE PD        | 22,720        | 32          | 1.41        | 40                           | 1.76        |
|                        | ABERDEEN PD          | 16,740        | 37          | 2.21        | 51                           | 3.05        |
|                        | OAK HARBOR PD        | 22,842        | 24          | 1.05        | 37                           | 1.62        |
|                        | ENUMCLAW PD          | 11,450        | 15          | 1.31        | 29                           | 2.53        |
|                        | MERCER ISLAND PD     | 24,210        | 31          | 1.28        | 35                           | 1.45        |
|                        | SNOQUALMIE PD        | 13,210        | 22          | 1.67        | 26                           | 1.97        |
|                        | TUKWILA PD           | 19,660        | 76          | 3.87        | 93                           | 4.73        |
|                        | LAKE FOREST PARK PD  | 12,990        | 19          | 1.46        | 22                           | 1.69        |
|                        | WOODINVILLE PD       | 11,660        | 15          | 1.29        | 19                           | 1.63        |
|                        | NEWCASTLE PD         | 11,280        | 10          | 0.89        | 13                           | 1.15        |
|                        | MAPLE VALLEY PD      | 24,900        | 20          | 0.80        | 25                           | 1.00        |
|                        | COVINGTON PD         | 19,850        | 18          | 0.91        | 24                           | 1.21        |
|                        | KENMORE PD           | 22,580        | 16          | 0.71        | 20                           | 0.89        |
|                        | PORT ORCHARD PD      | 13,990        | 22          | 1.57        | 24                           | 1.72        |
|                        | BAINBRIDGE ISLAND PD | 23,950        | 22          | 0.92        | 25                           | 1.04        |
|                        | ELLENSBURG PD        | 19,550        | 29          | 1.48        | 37                           | 1.89        |
|                        | CENTRALIA PD         | 16,940        | 28          | 1.65        | 37                           | 2.18        |
|                        | SHELTON PD           | 10,120        | 18          | 1.78        | 20                           | 1.98        |
|                        | BONNEY LAKE PD       | 20,688        | 29          | 1.40        | 34                           | 1.64        |
|                        | ANACORTES PD         | 16,780        | 26          | 1.55        | 33                           | 1.97        |
|                        | SEDRO-WOOLLEY PD     | 10,950        | 15          | 1.37        | 18                           | 1.64        |
|                        | ARLINGTON PD         | 18,690        | 24          | 1.28        | 29                           | 1.55        |
|                        | MOUNTLAKE TERRACE PD | 21,290        | 27          | 1.27        | 34                           | 1.60        |
|                        | MONROE PD            | 18,350        | 30          | 1.63        | 42                           | 2.29        |
|                        | MUKILTEO PD          | 21,240        | 29          | 1.37        | 36                           | 1.69        |
|                        | MILL CREEK PD        | 19,960        | 25          | 1.25        | 31                           | 1.55        |
|                        | CHENEY PD            | 11,880        | 15          | 1.26        | 21                           | 1.77        |
|                        | TUMWATER PD          | 23,210        | 29          | 1.25        | 35                           | 1.51        |
|                        | FERNDAL PD           | 13,470        | 19          | 1.41        | 22                           | 1.63        |
|                        | LYNDEN PD            | 13,620        | 15          | 1.10        | 19                           | 1.40        |

**City Law Enforcement Employee Rates**  
**Per 1,000 Inhabitants as of**  
**October 31, 2017**

| City Populations | Agency            | Pop.   | Comm. Total | Comm. Rate | Total            | Total Rate |
|------------------|-------------------|--------|-------------|------------|------------------|------------|
|                  |                   |        |             |            | Comm. & Civilian |            |
| Average          | GRANDVIEW PD      | 11,170 | 18          | 1.61       | 23               | 2.06       |
|                  | SUNNYSIDE PD      | 16,640 | 28          | 1.68       | 53               | 3.19       |
|                  |                   | 17,319 | 24          | 1.43       | 31               | 1.85       |
| 5,000 - 10,000   | OTHELLO PD        | 8,175  | 16          | 1.96       | 25               | 3.06       |
|                  | CLARKSTON PD      | 7,250  | 14          | 1.93       | 16               | 2.21       |
|                  | PROSSER PD        | 5,969  | 13          | 2.18       | 14               | 2.35       |
|                  | SEQUIM PD         | 7,280  | 19          | 2.61       | 22               | 3.02       |
|                  | RIDGEFIELD PD     | 7,235  | 10          | 1.38       | 11               | 1.52       |
|                  | WOODLAND PD       | 6,035  | 9           | 1.49       | 11               | 1.82       |
|                  | CONNELL PD        | 5,450  | 7           | 1.28       | 7                | 1.28       |
|                  | EPHRATA PD        | 8,005  | 16          | 2.00       | 19               | 2.37       |
|                  | QUINCY PD         | 7,370  | 16          | 2.17       | 23               | 3.12       |
|                  | HOQUIAM PD        | 8,560  | 24          | 2.80       | 25               | 2.92       |
|                  | OCEAN SHORES PD   | 6,055  | 9           | 1.49       | 9                | 1.49       |
|                  | PORT TOWNSEND PD  | 9,500  | 14          | 1.47       | 17               | 1.79       |
|                  | NORMANDY PARK PD  | 6,595  | 8           | 1.21       | 9                | 1.36       |
|                  | NORTH BEND PD     | 6,605  | 0           | 0.00       | 0                | 0.00       |
|                  | DUVALL PD         | 7,500  | 12          | 1.60       | 12               | 1.60       |
|                  | PACIFIC PD        | 6,910  | 11          | 1.59       | 13               | 1.88       |
|                  | POULSBO PD        | 10,510 | 19          | 1.81       | 23               | 2.19       |
|                  | CHEHALIS PD       | 7,500  | 18          | 2.40       | 23               | 3.07       |
|                  | SUMNER PD         | 9,920  | 18          | 1.81       | 22               | 2.22       |
|                  | BUCKLEY PD        | 5,825  | 9           | 1.55       | 11               | 1.89       |
|                  | FIFE PD           | 10,100 | 30          | 2.97       | 40               | 3.96       |
|                  | MILTON PD         | 7,900  | 13          | 1.65       | 13               | 1.65       |
|                  | STEILACOOM PD     | 6,410  | 10          | 1.56       | 11               | 1.72       |
|                  | ORTING PD         | 7,835  | 11          | 1.40       | 12               | 1.53       |
|                  | DUPONT PD         | 9,385  | 11          | 1.17       | 13               | 1.39       |
|                  | FIRCREST PD       | 6,640  | 9           | 1.36       | 9                | 1.36       |
|                  | GIG HARBOR PD     | 9,560  | 19          | 1.99       | 21               | 2.20       |
|                  | EDGEWOOD PD       | 10,420 | 9           | 0.86       | 9                | 0.86       |
|                  | BURLINGTON PD     | 8,715  | 26          | 2.98       | 31               | 3.56       |
|                  | SNOHOMISH PD      | 10,010 | 18          | 1.80       | 20               | 2.00       |
|                  | BRIER PD          | 6,560  | 7           | 1.07       | 8                | 1.22       |
|                  | STANWOOD PD       | 6,785  | 11          | 1.62       | 13               | 1.92       |
|                  | AIRWAY HEIGHTS PD | 8,460  | 18          | 2.13       | 19               | 2.25       |
|                  | LIBERTY LAKE PD   | 9,910  | 12          | 1.21       | 13               | 1.31       |
|                  | YELM PD           | 8,665  | 13          | 1.50       | 15               | 1.73       |
|                  | COLLEGE PLACE PD  | 9,453  | 11          | 1.16       | 13               | 1.38       |
|                  | TOPPENISH PD      | 9,085  | 13          | 1.43       | 17               | 1.87       |
|                  | UNION GAP PD      | 6,220  | 22          | 3.54       | 24               | 3.86       |

**City Law Enforcement Employee Rates**  
**Per 1,000 Inhabitants as of**  
**October 31, 2017**

| City Populations     | Agency           | Pop.         | Comm. Total | Comm. Rate  | Total<br>Comm. &<br>Civilian | Total Rate  |
|----------------------|------------------|--------------|-------------|-------------|------------------------------|-------------|
|                      |                  |              |             |             |                              |             |
|                      | SELAH PD         | 7,630        | 15          | 1.97        | 18                           | 2.36        |
|                      | WAPATO PD        | 5,040        | 11          | 2.18        | 14                           | 2.78        |
| <b>Average</b>       |                  | <b>7,826</b> | <b>14</b>   | <b>1.76</b> | <b>16</b>                    | <b>2.05</b> |
| <b>2,500 - 5,000</b> | FORKS PD         | 3,595        | 6           | 1.67        | 12                           | 3.34        |
|                      | LA CENTER PD     | 3,197        | 7           | 2.19        | 9                            | 2.82        |
|                      | KALAMA PD        | 2,620        | 6           | 2.29        | 7                            | 2.67        |
|                      | MATTAWA PD       | 4,805        | 5           | 1.04        | 5                            | 1.04        |
|                      | WARDEN PD        | 2,730        | 4           | 1.47        | 5                            | 1.83        |
|                      | ELMA PD          | 3,351        | 7           | 2.09        | 8                            | 2.39        |
|                      | MONTESANO PD     | 4,120        | 8           | 1.94        | 9                            | 2.18        |
|                      | ALGONA PD        | 3,180        | 7           | 2.20        | 8                            | 2.52        |
|                      | BLACK DIAMOND PD | 4,335        | 9           | 2.08        | 10                           | 2.31        |
|                      | MEDINA PD        | 3,620        | 9           | 2.49        | 11                           | 3.04        |
|                      | CLYDE HILL PD    | 3,015        | 8           | 2.65        | 10                           | 3.32        |
|                      | CLE ELUM PD      | 3,295        | 7           | 2.12        | 8                            | 2.43        |
|                      | GOLDENDALE PD    | 3,490        | 7           | 2.01        | 8                            | 2.29        |
|                      | OMAK PD          | 4,925        | 11          | 2.23        | 12                           | 2.44        |
|                      | RAYMOND PD       | 2,885        | 6           | 2.08        | 7                            | 2.43        |
|                      | EATONVILLE PD    | 2,950        | 4           | 1.36        | 5                            | 1.69        |
|                      | GRANITE FALLS PD | 3,485        | 0           | 0.00        | 0                            | 0.00        |
|                      | SULTAN PD        | 5,030        | 0           | 0.00        | 0                            | 0.00        |
|                      | CHEWELAH PD      | 2,655        | 5           | 1.88        | 6                            | 2.26        |
|                      | COLVILLE PD      | 4,730        | 9           | 1.90        | 11                           | 2.33        |
|                      | BLAINE PD        | 5,075        | 13          | 2.56        | 15                           | 2.96        |
|                      | EVERSON PD       | 4,120        | 6           | 1.46        | 7                            | 1.70        |
|                      | COLFAX PD        | 2,795        | 5           | 1.79        | 5                            | 1.79        |
|                      | ZILLAH PD        | 3,150        | 8           | 2.54        | 9                            | 2.86        |
|                      | GRANGER PD       | 3,905        | 6           | 1.54        | 6                            | 1.54        |
|                      | MOXEE CITY PD    | 4,010        | 5           | 1.25        | 6                            | 1.50        |
| <b>Average</b>       |                  | <b>3,656</b> | <b>6</b>    | <b>1.80</b> | <b>8</b>                     | <b>2.14</b> |
| <b>1,000 - 2,500</b> | RITZVILLE PD     | 1,660        | 4           | 2.41        | 4                            | 2.41        |
|                      | ASOTIN PD        | 1,275        | 3           | 2.35        | 3                            | 2.35        |
|                      | CASTLE ROCK PD   | 2,200        | 4           | 1.82        | 5                            | 2.27        |
|                      | REPUBLIC PD      | 1,095        | 2           | 1.83        | 2                            | 1.83        |
|                      | SOAP LAKE PD     | 1,550        | 4           | 2.58        | 5                            | 3.23        |
|                      | GRAND COULEE PD  | 2,075        | 8           | 3.86        | 8                            | 3.86        |
|                      | ROYAL CITY PD    | 2,245        | 3           | 1.34        | 3                            | 1.34        |
|                      | MC CLEARY PD     | 1,695        | 4           | 2.36        | 4                            | 2.36        |
|                      | COSMOPOLIS PD    | 1,660        | 5           | 3.01        | 6                            | 3.61        |
|                      | WESTPORT PD      | 2,115        | 7           | 3.31        | 8                            | 3.78        |
|                      | COUPEVILLE PD    | 1,905        | 2           | 1.05        | 2                            | 1.05        |

**City Law Enforcement Employee Rates**  
**Per 1,000 Inhabitants as of**  
**October 31, 2017**

| City Populations | Agency          | Pop.  | Comm. Total | Comm. Rate | Total<br>Comm. & |            |
|------------------|-----------------|-------|-------------|------------|------------------|------------|
|                  |                 |       |             |            | Civilian         | Total Rate |
|                  | LANGLEY PD      | 1,165 | 4           | 3.43       | 4                | 3.43       |
|                  | CARNATION PD    | 2,030 | 2           | 0.99       | 3                | 1.48       |
|                  | YARROW POINT PD | 1,040 | 0           | 0.00       | 0                | 0.00       |
|                  | KITTITAS PD     | 1,500 | 2           | 1.33       | 2                | 1.33       |
|                  | WHITE SALMON PD | 2,480 | 6           | 2.42       | 7                | 2.82       |
|                  | MORTON PD       | 1,120 | 3           | 2.68       | 3                | 2.68       |
|                  | NAPAVINE PD     | 1,900 | 2           | 1.05       | 2                | 1.05       |
|                  | WINLOCK PD      | 1,335 | 0           | 0.00       | 0                | 0.00       |
|                  | BREWSTER PD     | 2,400 | 5           | 2.08       | 6                | 2.50       |
|                  | OROVILLE PD     | 1,705 | 5           | 2.93       | 6                | 3.52       |
|                  | TONASKET PD     | 1,110 | 4           | 3.60       | 5                | 4.50       |
|                  | COULEE DAM PD   | 1,100 | 3           | 2.73       | 3                | 2.73       |
|                  | SOUTH BEND PD   | 1,620 | 4           | 2.47       | 5                | 3.09       |
|                  | LONG BEACH PD   | 1,440 | 7           | 4.86       | 8                | 5.56       |
|                  | DARRINGTON PD   | 1,400 | 0           | 0.00       | 0                | 0.00       |
|                  | GOLD BAR PD     | 2,125 | 0           | 0.00       | 0                | 0.00       |
|                  | WOODWAY PD      | 1,340 | 0           | 0.00       | 0                | 0.00       |
|                  | KETTLE FALLS PD | 1,620 | 2           | 1.23       | 3                | 1.85       |
|                  | TENINO PD       | 2,365 | 4           | 1.69       | 5                | 2.11       |
|                  | SUMAS PD        | 1,571 | 5           | 3.18       | 6                | 3.82       |
|                  | PALOUSE PD      | 1,050 | 3           | 2.86       | 3                | 2.86       |
|                  | MABTON PD       | 2,315 | 5           | 2.16       | 5                | 2.16       |
|                  | TIETON PD       | 1,300 | 2           | 1.54       | 3                | 2.31       |
| Average          |                 | 1,662 | 3           | 2.03       | 4                | 2.29       |
| 500 - 1,000      | OAKVILLE PD     | 690   | 0           | 0.00       | 0                | 0.00       |
|                  | BINGEN PD       | 735   | 0           | 0.00       | 0                | 0.00       |
|                  | MOSSYROCK PD    | 760   | 0           | 0.00       | 0                | 0.00       |
|                  | PE ELL PD       | 645   | 1           | 1.55       | 1                | 1.55       |
|                  | TOLEDO PD       | 720   | 4           | 5.56       | 5                | 6.94       |
|                  | WILBUR PD       | 880   | 0           | 0.00       | 0                | 0.00       |
|                  | ODESSA PD       | 905   | 2           | 2.21       | 2                | 2.21       |
|                  | REARDAN PD      | 570   | 1           | 1.75       | 1                | 1.75       |
|                  | TWISP PD        | 970   | 3           | 3.09       | 3                | 3.09       |
|                  | ILWACO PD       | 945   | 0           | 0.00       | 0                | 0.00       |
|                  | ROY PD          | 815   | 1           | 1.23       | 2                | 2.45       |
|                  | RUSTON PD       | 975   | 3           | 3.08       | 3                | 3.08       |
|                  | GARFIELD PD     | 600   | 0           | 0.00       | 0                | 0.00       |
|                  | Average         | 785   | 1           | 1.42       | 1                | 1.62       |
| Under 500        | WINTHROP PD     | 445   | 2           | 4.49       | 3                | 6.74       |
|                  | INDEX PD        | 175   | 0           |            | 0                | 0.00       |
|                  | SPRINGDALE PD   | 313   | 0           | 0.00       | 0                | 0.00       |

**City Law Enforcement Employee Rates  
Per 1,000 Inhabitants as of  
October 31, 2017**

| City Populations | Agency         | Pop.       | Comm. Total | Comm. Rate  | Total<br>Comm. &<br>Civilian | Total Rate  |
|------------------|----------------|------------|-------------|-------------|------------------------------|-------------|
|                  |                |            |             |             |                              |             |
|                  | COLTON PD      | 435        | 0           | 0.00        | 0                            | 0.00        |
|                  | OAKESDALE PD   | 425        | 0           | 0.00        | 0                            | 0.00        |
|                  | UNIONTOWN PD   | 340        | 0           | 0.00        | 0                            | 0.00        |
|                  | <b>Average</b> | <b>356</b> | <b>0</b>    | <b>0.90</b> | <b>1</b>                     | <b>1.12</b> |

**County Law Enforcement Employee Rates**  
**Per 1,000 Inhabitants**  
**As of October 31, 2017**

| Unincorporated Agency<br>Populations | Agency          | Pop.           | Comm.<br>Total | Comm.<br>Rate  | Total<br>Comm. &<br>Civilian | Total Rate     |
|--------------------------------------|-----------------|----------------|----------------|----------------|------------------------------|----------------|
|                                      |                 |                |                |                |                              |                |
| <b>Over 250,000</b>                  | KING SO         | 247,560        | 213            | 0.86           | 288                          | 1.16           |
|                                      | PIERCE SO       |                | 273            | #VALUE!        | 328                          | #VALUE!        |
|                                      | SNOHOMISH SO    | 349,800        | 274            | 0.78           | 341                          | 0.97           |
|                                      | <b>Average</b>  | <b>298,680</b> | <b>253</b>     | <b>#VALUE!</b> | <b>319</b>                   | <b>#VALUE!</b> |
| <b>100,000 - 250,000</b>             | CLARK SO        | 224,875        | 133            | 0.59           | 226                          | 1.01           |
|                                      | KITSAP SO       | 175,220        | 116            | 0.66           | 236                          | 1.35           |
|                                      | SPOKANE SO      | 157,360        | 115            | 0.73           | 146                          | 0.93           |
|                                      | THURSTON SO     | 141,800        | 81             | 0.57           | 224                          | 1.58           |
|                                      | <b>Average</b>  | <b>174,814</b> | <b>111</b>     | <b>0.64</b>    | <b>208</b>                   | <b>1.21</b>    |
| <b>50,000 - 100,000</b>              | ISLAND SO       | 56,880         | 37             | 0.65           | 75                           | 1.32           |
|                                      | MASON SO        | 53,070         | 50             | 0.94           | 92                           | 1.73           |
|                                      | SKAGIT SO       | 53,295         | 55             | 1.03           | 138                          | 2.59           |
|                                      | WHATCOM SO      | 91,724         | 84             | 0.92           | 185                          | 2.02           |
|                                      | YAKIMA SO       | 88,635         | 58             | 0.65           | 85                           | 0.96           |
|                                      | <b>Average</b>  | <b>68,721</b>  | <b>57</b>      | <b>0.84</b>    | <b>115</b>                   | <b>1.72</b>    |
| <b>25,000 - 50,000</b>               | BENTON SO       | 38,445         | 63             | 1.64           | 76                           | 1.98           |
|                                      | CHELAN SO       | 42,766         | 58             | 1.36           | 71                           | 1.66           |
|                                      | CLALLAM SO      | 43,995         | 36             | 0.82           | 44                           | 1.00           |
|                                      | COWLITZ SO      | 45,640         | 42             | 0.92           | 48                           | 1.05           |
|                                      | DOUGLAS SO      | 27,635         | 29             | 1.05           | 35                           | 1.27           |
|                                      | GRANT SO        | 44,130         | 52             | 1.18           | 69                           | 1.56           |
|                                      | GRAYS HARBOR SO | 28,190         | 61             | 2.16           | 79                           | 2.80           |
|                                      | LEWIS SO        | 46,520         | 39             | 0.84           | 107                          | 2.30           |
|                                      | OKANOGAN SO     | 29,396         | 30             | 1.02           | 35                           | 1.19           |
|                                      | STEVENS SO      | 35,192         | 26             | 0.74           | 55                           | 1.56           |
|                                      | <b>Average</b>  | <b>38,191</b>  | <b>44</b>      | <b>1.17</b>    | <b>62</b>                    | <b>1.64</b>    |
| <b>10,000 - 25,000</b>               | ASOTIN SO       | 13,765         | 13             | 0.94           | 30                           | 2.18           |
|                                      | FRANKLIN SO     | 13,200         | 29             | 2.20           | 90                           | 6.82           |
|                                      | JEFFERSON SO    | 21,860         | 23             | 1.05           | 45                           | 2.06           |
|                                      | KITTITAS SO     | 20,385         | 35             | 1.72           | 75                           | 3.68           |
|                                      | KLICKITAT SO    | 14,955         | 20             | 1.34           | 39                           | 2.61           |
|                                      | PACIFIC SO      | 14,360         | 16             | 1.11           | 45                           | 3.13           |
|                                      | PEND OREILLE SO | 13,370         | 13             | 0.97           | 34                           | 2.54           |
|                                      | SAN JUAN SO     | 16,510         | 20             | 1.21           | 32                           | 1.94           |
|                                      | SKAMANIA SO     | 11,690         | 16             | 1.37           | 19                           | 1.63           |
|                                      | WALLA WALLA SO  | 18,120         | 26             | 1.43           | 35                           | 1.93           |
|                                      | <b>Average</b>  | <b>15,822</b>  | <b>21</b>      | <b>1.33</b>    | <b>44</b>                    | <b>2.85</b>    |
| <b>5,000 - 10,000</b>                | ADAMS SO        | 10,035         | 14             | 1.40           | 33                           | 3.29           |
|                                      | FERRY SO        | 6,645          | 8              | 1.20           | 27                           | 4.06           |

**County Law Enforcement Employee Rates**  
**Per 1,000 Inhabitants**  
**As of October 31, 2017**

| Unincorporated Agency<br>Populations | Agency         | Pop.         | Comm.<br>Total | Comm.<br>Rate | Total<br>Comm. &<br>Civilian | Total Rate  |
|--------------------------------------|----------------|--------------|----------------|---------------|------------------------------|-------------|
|                                      |                |              |                |               |                              |             |
|                                      | LINCOLN SO     | 9,225        | 17             | 1.84          | 30                           | 3.25        |
|                                      | WHITMAN SO     | 9,715        | 18             | 1.85          | 22                           | 2.26        |
|                                      | <b>Average</b> | <b>8,905</b> | <b>14</b>      | <b>1.57</b>   | <b>28</b>                    | <b>3.22</b> |
| <b>2,500 - 5,000</b>                 | COLUMBIA SO    | 4,100        | 10             | 2.44          | 12                           | 2.93        |
|                                      | WAHKIAKUM SO   | 4,030        | 8              | 1.99          | 19                           | 4.71        |
|                                      | <b>Average</b> | <b>4,065</b> | <b>9</b>       | <b>2.21</b>   | <b>16</b>                    | <b>3.82</b> |
| <b>1,000 - 2,500</b>                 | GARFIELD SO    | 2,200        | 7              | 3.18          | 14                           | 6.36        |
|                                      | <b>Average</b> | <b>2,200</b> | <b>7</b>       | <b>3.18</b>   | <b>14</b>                    | <b>6.36</b> |

**Number of Full-Time Law Enforcement Employees  
Washington State Zero Population Agencies as of  
October 31, 2017**

| Agency                          | Commissioned Officers |        |       | Civilian Employees |        |       | Full-Time Employees |
|---------------------------------|-----------------------|--------|-------|--------------------|--------|-------|---------------------|
|                                 | Male                  | Female | Total | Male               | Female | Total |                     |
| WSU VANCOUVER PD                | 2                     | 1      | 3     | 1                  | 2      | 3     | 6                   |
| UNIV. OF WASH. PD               | 40                    | 7      | 47    | 19                 | 18     | 37    | 84                  |
| CENTRAL WASH UNIV PD            | 12                    | 2      | 14    | 0                  | 2      | 2     | 16                  |
| E. WASH. UNIV. PD               | 13                    | 3      | 16    | 0                  | 1      | 1     | 17                  |
| EVERGREEN ST. COLLEGE PD        | 7                     | 1      | 8     | 3                  | 2      | 5     | 13                  |
| W. WASH. UNIV. PD               | 13                    | 1      | 14    | 1                  | 7      | 8     | 22                  |
| WASH. ST. UNIV. PD              | 19                    | 2      | 21    | 1                  | 4      | 5     | 26                  |
| PORT OF PASCO PD                | 2                     | 0      | 2     | 0                  | 0      | 0     | 2                   |
| PORT OF SEATTLE PD              | 86                    | 13     | 99    | 9                  | 28     | 37    | 136                 |
| GAMBLING COMMISSION *           | 39                    | 17     | 56    | 13                 | 31     | 44    | 100                 |
| LIQUOR & CANNABIS BOARD *       | 100                   | 23     | 123   | 7                  | 22     | 29    | 152                 |
| DEPT OF NATURAL RESOURCES *     | 12                    | 0      | 12    | 0                  | 0      | 0     | 12                  |
| PARKS & RECREATION COMM.        | 115                   | 19     | 134   | 28                 | 24     | 52    | 186                 |
| OFFICE OF INSURANCE COMM. *     | 6                     | 0      | 6     | 1                  | 3      | 4     | 10                  |
| DEPT OF FISH & WILDLIFE         | 117                   | 14     | 131   | 13                 | 10     | 23    | 154                 |
| WASH. STATE PATROL              | 914                   | 86     | 1,000 | 512                | 592    | 1,104 | 2,104               |
| LOWER ELWHA TRIBAL PD           | 10                    | 1      | 11    | 0                  | 2      | 2     | 13                  |
| NISQUALLY TRIBAL PD             | 11                    | 1      | 12    | 0                  | 1      | 1     | 13                  |
| SUQUAMISH TRIBAL PD             | 13                    | 0      | 13    | 2                  | 2      | 4     | 17                  |
| MUCKLESHOOT TRIBAL PD           | 11                    | 1      | 12    | 0                  | 1      | 1     | 13                  |
| SKOKOMISH TRIBAL PD             | 6                     | 3      | 9     | 0                  | 1      | 1     | 10                  |
| SHOALWATER BAY TRIBAL PD        | 4                     | 1      | 5     | 0                  | 0      | 0     | 5                   |
| STILLAGUAMISH TRIBAL PD         | 8                     | 1      | 9     | 0                  | 0      | 0     | 9                   |
| NOOKSACK TRIBAL PD              | 8                     | 1      | 9     | 0                  | 1      | 1     | 10                  |
| SPOKANE TRIBAL PD               | 9                     | 1      | 10    | 3                  | 6      | 9     | 19                  |
| QUINAULT TRIBAL PD              | 8                     | 2      | 10    | 1                  | 5      | 6     | 16                  |
| SQUAXIN ISLAND TRIBAL PD        | 9                     | 2      | 11    | 3                  | 2      | 5     | 16                  |
| MAKAH TRIBAL PD                 | 9                     | 1      | 10    | 3                  | 3      | 6     | 16                  |
| COLVILLE TRIBAL PD              | 22                    | 2      | 24    | 2                  | 9      | 11    | 35                  |
| YAKAMA NATION TRIBAL PD         | 34                    | 3      | 37    | 4                  | 11     | 15    | 52                  |
| LUMMI TRIBAL PD                 | 21                    | 1      | 22    | 0                  | 3      | 3     | 25                  |
| KALISPEL TRIBAL PD              | 16                    | 1      | 17    | 1                  | 1      | 2     | 19                  |
| PUYALLUP TRIBAL PD              | 24                    | 1      | 25    | 14                 | 6      | 20    | 45                  |
| SAUK-SUIATTLE TRIBAL PD         | 3                     | 1      | 4     | 0                  | 2      | 2     | 6                   |
| SWINOMISH TRIBAL PD             | 13                    | 1      | 14    | 0                  | 2      | 2     | 16                  |
| UPPER SKAGIT TRIBAL PD          | 6                     | 1      | 7     | 0                  | 1      | 1     | 8                   |
| PORT GAMBLE S'KLALLAM TRIBAL PD | 10                    | 1      | 11    | 0                  | 0      | 0     | 11                  |
| CHEHALIS TRIBAL PD              | 12                    | 0      | 12    | 13                 | 8      | 21    | 33                  |
| TULALIP TRIBAL PD               | 41                    | 2      | 43    | 6                  | 9      | 15    | 58                  |
| QUILEUTE TRIBAL PD              | 4                     | 0      | 4     | 0                  | 0      | 0     | 4                   |
| SNOQUALMIE TRIBAL PD            | 3                     | 1      | 4     | 0                  | 0      | 0     | 4                   |

\* The commissioned officers for these agencies have a limited commission.

# **Glossary of Terms and Definitions**

---

# Glossary of Terms

---

## **ALL OTHER OFFENSES:**

A Group B Arrest only offense not included in either the Group A offenses or one of the specifically named Group B Arrest Only offense categories.

## **ANIMAL CRUELTY:**

Intentionally, knowingly, or recklessly taking an action that mistreats or kills any animal without just cause.

## **ARSON:**

Any willful or malicious burning or attempt to burn, with or without intent to defraud, a dwelling house, public building, motor vehicle or aircraft, personal property of another, etc.

## **ASSAULT OFFENSES:**

An unlawful attack by one person on another.

**Aggravated Assault** - An attack wherein the offender uses a weapon or displays it threateningly or the victim suffers obvious severe bodily injury, and attempts to murder.

**Simple Assault** - An unlawful attack or attempted attack by one person upon another in which no weapon was used and which did not result in serious or aggravated injury to the victim.

**Intimidation** - Unlawfully place another person in reasonable fear of bodily harm through the use of threatening words and/or other conduct, but without displaying a weapon or subjecting the victim to actual physical attack.

## **BAD CHECKS:**

Knowingly and intentionally writing and/or negotiating checks drawn against insufficient or nonexistent funds; Group B Arrest Only offense.

## **BIAS MOTIVATION:**

See "Hate (Bias) Crime".

## **BRIBERY:**

Offering, giving, receiving or soliciting of anything of value (i.e., a bribe, gratuity or kickback) to sway the judgment or action of a person in a position of trust or influence.

## **BURGLARY/BREAKING and ENTERING:**

Unlawful entry of a structure with the intent to commit a felony or a theft.

## **CARNAL KNOWLEDGE:**

An archaic or legal euphemism for sexual intercourse or other sexual activity.

## **CLEARANCE:**

For the purpose of UCR, a clearance indicates an arrest has been made or exceptional circumstances have occurred preventing an arrest. The four elements that must exist include 1) the identity of at least one offender must be known, 2) sufficient probable cause has been developed to support the arrest and prosecution, 3) the offender's exact location must be known, and 4) there is a reason outside of law enforcement's control which prevents the arrest (for example, death of the offender).

In UCR terminology, a clearance does not include a case for which the law enforcement agency could not proceed with an investigation due to an uncooperative or unavailable witness or victim.

**COUNTERFEITING/FORGERY:**

The altering, copying or imitation of something, without authority or right, with intent to deceive or defraud by passing the copy or thing altered or imitated as that which is original or genuine; or the selling, buying or possession of an altered, copied or imitated thing with the intent to deceive or defraud.

**CRIMES AGAINST PERSONS:**

Victims are always "individuals," e.g., Murder, Sex Offenses, or Assault Offenses.

**CRIMES AGAINST PROPERTY:**

Obtain money, property, or some other benefit, e.g., Arson, Bribery, Burglary, Counterfeiting/Forgery, Destruction/Damage/Vandalism, Embezzlement, Extortion/Blackmail, Fraud Offenses, Theft Offenses, Motor Vehicle Theft, Robbery, or Stolen Property Offenses.

**CRIMES AGAINST SOCIETY:**

Represent society's prohibition against engaging in certain types of activity, e.g., Gambling Offenses, Pornography, Prostitution Offenses, or Drug/Narcotic Violations.

**CRIME INDEX:**

A measure formerly used for comparing the extent of crime among cities, counties, and states of similar size; the total number of certain offenses that occurred in a given area during a given calendar period. The FBI discontinued use of the Crime Index in 2004; Washington State discontinued using the term beginning in 2012.

**CRIME RATE:**

A category or grouping of crimes divided by an adjusted variance in population; for example, the number of offenses or crimes for each 1,000 persons. To calculate: first, divide the population by 1,000; second, divide the crime category or grouping by the quotient of the first division, and; the final quotient is the crime rate.

1. 273,000 (population) divided by 1,000 = 273.0
2. 21,257 (crime) divided by 273.0 = 77.86
3. 77.86 = crime rate (the number of crimes per 1,000 people)

**CURFEW/LOITERING/VAGRANCY VIOLATIONS:**

Violation of a court order, regulation, ordinance or law requiring the withdrawal of persons from the streets or other specified areas; prohibiting persons from remaining in an area or place in an idle or aimless manner; prohibiting persons from going from place to place without visible means of support. Group B Arrest Only offense.

**DESTRUCTION/DAMAGE/VANDALISM of PROPERTY:**

Willfully or maliciously destroying, damaging, defacing or otherwise injuring real or personal property without the consent of the owner or the person having custody or control of it.

**DISORDERLY CONDUCT:**

Committing or attempting to commit a breach of the peace; includes Affray, Unlawful Assembly, Disturbing the Peace, Disturbing Meetings, Disorderly Conduct in State Institutions, Blasphemy, Profanity and Obscene Language, Desecrating the Flag, and Refusing to Assist an Officer. Group B Arrest Only offense.

**DOMESTIC VIOLENCE:**

Crimes committed by one family or household member against another. Family or household members includes spouses; former spouses; persons who have a child in common; adult persons related by blood or marriage; adult persons residing together or who have resided together in the past; dating relationships, and; persons who have a biological or legal parent-child relationship, including step-parents, step-children, grandparents, and grandchildren. (Reference RCW 10.99.020)

**DRIVING UNDER THE INFLUENCE:**

Driving or operating of any vehicle or common carrier while drunk or under the influence of liquor, drugs, controlled substances, or narcotics; Group B Arrest Only offense. This includes operating a motor vehicle, engine, train, streetcar, boat, etc., while intoxicated.

**DRUG/NARCOTIC OFFENSES:**

Violation of state and/or local laws relating to the unlawful possession, sale, use, growing, manufacturing, and making of narcotic drugs and the equipment or devices utilized in the preparation and/or use.

**Drug/Narcotic Violations** - The unlawful cultivation, manufacture, distribution, sale, purchase, use, possession, transportation or importation of any drug, controlled substance, or narcotic.

**Drug Equipment Violations** - The unlawful manufacture, sale, purchase, possession or transportation of equipment or devices utilized in preparing and/or using drugs, controlled substances, or narcotics.

**DRUNKENNESS:**

Violation of laws or ordinances prohibiting drinking alcoholic beverages to the extent that one's mental faculties and physical coordination are substantially impaired; Group B Arrest Only offense.

**EMBEZZLEMENT:**

Misappropriation or misapplication of money or property entrusted to one's care, custody, or control.

**EXTORTION/BLACKMAIL:**

Unlawfully obtain money, property or any other thing of value, either tangible or intangible, through the use or threat of force, misuse of authority, threat of criminal prosecution, and threat of destruction of reputation or social standing or through coercive means.

**FAMILY OFFENSE, NON-VIOLENT:**

Unlawful, non-violent acts by a family member (or legal guardian) which threaten the physical, mental or economic well-being or morals of another family member and which are not classifiable as other offenses, such as Assault, Incest, Statutory Rape, etc.; Group B Arrest Only offense.

**FRAUD OFFENSES:**

Intentional perversion of the truth for the purpose of inducing another person or other entity in reliance upon it to part with something of value or surrender a legal right.

**Credit Card/Automatic Teller Machine Fraud** - Unlawful use of a credit or debit card or automatic teller machine (ATM) for fraudulent purposes.

**False Pretenses/Swindle/Confidence Game** - Intentional misrepresentation of existing facts or conditions, or the use of some other deceptive scheme or device to obtain money, goods or other things of value.

**Hacking/Computer Invasion** – Wrongfully gaining access to another person's or institution's computer software, hardware, or networks without authorized permissions or security clearances.

**Identity Theft** – Wrongfully obtaining and using another person's personal data (for example: name, date of birth, social security number, driver license number, credit card number); involves a real person as the victim.

**Impersonation** - Falsely representing one's identity or position and acting in the character or position to unlawfully deceive others and thereby gain a profit or advantage that would not otherwise have occurred; does not involve a real person as the victim.

**Welfare Fraud** - Use of deceitful statements, practices, or devices to unlawfully obtain welfare benefits.

**Wire Fraud** - Use of an electric or electronic communications facility to intentionally transmit a false

and/or deceptive message in furtherance of a fraudulent activity.

#### **GAMBLING OFFENSES:**

Unlawfully bet or wager money or something of value; assist, promote, or operate a game of chance for money or some other stake; possess or transmit wagering information; manufacture, sell, purchase, possess, or transport gambling equipment, devices, or goods; or tamper with the outcome of a sporting event or contest to gain a gambling advantage.

**Betting/Wagering** - Unlawfully stake money or something else of value on the happening of an uncertain event or on the ascertainment of a fact in dispute.

**Operating/Promoting/Assisting Gambling** - Unlawfully operate, promote, or assist in the operation of a game of chance, lottery, or other gambling activity.

**Gambling Equipment Violations** - Unlawfully manufacture, sell, buy, possess, or transport equipment, devices, and/or goods used for gambling activity.

**Sports Tampering** - Unlawfully alter, meddle in, or otherwise interfere with a sporting contest or event for the purpose of gaining a gambling advantage.

#### **GROUP A OR B OFFENSES:**

The two (2) categories of offenses reported in NIBRS; Group A Incident or Group B Arrest Only offenses are determined by the seriousness or significance of the offense. Any offense not designated as a Group A or B offense is included in the Group B category: All Other Offenses.

#### **HATE (BIAS) CRIME:**

Maliciously and intentionally commit an offense because of his/her perception of the victim's race, religion, ancestry, ethnicity, national origin, gender, sexual orientation, or mental, physical, or sensory disability.

#### **HOMICIDE OFFENSES:**

**Murder and Non-Negligent Manslaughter** - The willful (non-negligent) killing of one human being by another.

**Negligent Manslaughter** - The killing of another person caused by negligence.

**Justifiable Homicide** - The killing of a perpetrator of a serious criminal offense by a peace officer in the line of duty; or the killing, during the commission of a serious criminal offense, of the perpetrator by a private individual.

*NOTE: Justifiable homicide is not actual offense, is not considered a crime, and is not included in an agency's crime statistics.*

#### **HUMAN TRAFFICKING OFFENSES:**

**Commercial Sex Acts** - Inducing a person by force, fraud, or coercion to participate in commercial sex acts or in which the person induced to perform such act(s) has not attained 18 years of age.

**Involuntary Servitude** - Obtaining of a person(s) through recruitment, harboring, transportation, or provision, and subjecting such persons by force, fraud, or coercion into involuntary servitude, peonage, debt bondage, or slavery (not to include commercial sex acts).

#### **INCIDENT NUMBER:**

A mandatory number assigned by the reporting agency to each Group A Incident Report in order to uniquely identify an incident, such as the agency's case number.

**JUVENILE:**

A person who is under the age of 18 at the time of committing a crime.

**KIDNAPPING/ABDUCTION:**

Unlawful seizure, transportation, and/or detention of a person against his/her will or of a minor without the consent of his/her custodial parent(s) or legal guardian; Kidnapping/Abduction includes hostage-taking.

**LARCENY/THEFT OFFENSES:**

Unlawful taking, carrying, leading, or riding away of property from the possession or constructive possession of another or the attempt to do so.

**Pocket-Picking** - Theft of articles from another person's physical possession by stealth where the victim does not become immediately aware of the theft.

**Purse-Snatching** - Grabbing or snatching of a purse, handbag, etc., from the physical possession of another person.

**Shoplifting** - Theft, by someone other than an employee of the victim, of goods or merchandise exposed for sale.

**Theft from Building** - Theft from within a building which is either open to the general public or of which the offender has legal access.

**Theft from Coin-Operated Machine or Device** - Theft from a machine or device which is operated or activated by the use of coins.

**Theft from Motor Vehicle** - Theft of articles from a motor vehicle, whether locked or unlocked.

**Theft of Motor Vehicle Parts or Accessories** - Theft of any part or accessory affixed to the interior or exterior of a motor vehicle in a manner which would make the item an attachment of the vehicle or necessary for its operation.

**All Other Larceny** - All thefts which do not fit any of the definitions of the specific subcategories of Larceny/Theft listed above.

**LIQUOR LAW VIOLATIONS:**

Violation of laws or ordinances prohibiting the manufacture, sale, purchase, transportation, possession, or use of alcoholic beverages; excessive consumption that incites arrest is included; Group B Arrest Only offense.

**MALICIOUS HARASSMENT:**

See "Hate Crime"

**MOTOR VEHICLE THEFT:**

Theft or attempted theft of a self-propelled vehicle that runs on the surface and not on rails.

**NATIONAL INCIDENT-BASED REPORTING SYSTEM (NIBRS):**

A national method of submitting crime statistics from State UCR Programs to the FBI UCR Program. NIBRS was developed in the 1980s to replace the Summary Reporting System method from the 1930s.

**PEEPING TOM:**

Secretly look through a window, doorway, keyhole, or other aperture for the purpose of voyeurism; Group B Arrest Only offense.

**PORNOGRAPHY/OBSCENE MATERIAL:**

Violation of laws or ordinances prohibiting the manufacture, publishing, sale, purchase, or possession of sexually explicit material.

**PROSTITUTION OFFENSES:**

Unlawfully engage in or promote sexual activities for profit.

**Prostitution** - Unlawfully engage in sexual relations for profit.

**Assisting or Promoting Prostitution** – Solicitation of customers or transportation of persons for prostitution purposes; to own, manage, or operate a dwelling or other establishment for the purpose of providing a place where prostitution is performed, or; to otherwise assist or promote prostitution.

**Purchasing Prostitution** – Purchase or trade anything of value for commercial sex acts.

**REPORTED OFFENSE:**

An act which comes to the attention of law enforcement authorities as a possible offense.

**REVISED CODE OF WASHINGTON (RCW):**

The laws or statutes of Washington enacted by the state legislature.

**ROBBERY:**

Taking or attempting to take anything of value under confrontational circumstances from the control, custody, or care of a person or persons by force or threat of force or violence and/or putting the victim in fear of immediate harm.

**SEX OFFENSES:**

Any sexual act directed against another person, forcibly and/or against that person's will; or not forcibly or against that person's will in instances when the victim is incapable of giving consent.

**Rape** - The carnal knowledge of a person, forcibly and/or against that person's will; or not forcibly or against the person's will when the victim is incapable of giving consent because of his/her youth or because of his/her temporary or permanent mental or physical incapacity.

**Sodomy** - Oral or anal sexual intercourse with another person, forcibly and/or against that person's will; or not forcibly or against the person's will when the victim is incapable of giving consent because of his/her youth or because of his/her temporary or permanent mental or physical incapacity.

**Sexual Assault With An Object** - Use of an object or instrument to unlawfully penetrate, however slightly, the genital or anal opening of the body of another person, forcibly and/or against that person's will; examples of an object include a finger, bottle, stick, or handgun.

**Fondling** - The touching of the private body parts of another person for the purpose of sexual gratification, forcibly and/or against that person's will.

**SEX OFFENSES, NON-FORCIBLE:**

Unlawful, non-forcible sexual intercourse.

**Incest** - Non-forcible sexual intercourse between persons who are related to each other within degrees wherein marriage is prohibited by law.

**Statutory Rape** - Non-forcible sexual intercourse with a person who is under the statutory age of consent.

**STOLEN PROPERTY OFFENSE:**

Receiving, buying, selling, possessing, concealing, or transporting any property with the knowledge that it has been unlawfully taken.

**SUMMARY REPORTING SYSTEM (SRS):**

A national method developed in the 1930s for State Uniform Crime Reporting (UCR) Programs to submit crime statistics to the FBI UCR Program. Replaced in the 1980s by the National Incident-Based Reporting System (NIBRS) but still used by many states for data submission.

**TRESPASS OF REAL PROPERTY:**

Unlawfully enter land, a dwelling, or other real property; Group B Arrest Only offense.

**VIOLATION OF NO CONTACT OR PROTECTION ORDER:**

All violations of a court order including No Contact, Protection, Restraining, and Anti-Harassment; for the purposes of NIBRS submission, the court order does not have to be domestic violence-related.

**WEAPON LAW VIOLATIONS:**

Violations of laws or ordinances prohibiting the manufacture, sale, purchase, transportation, possession, concealment, or use of firearms, cutting instruments, explosives, incendiary devices, or other deadly weapons.